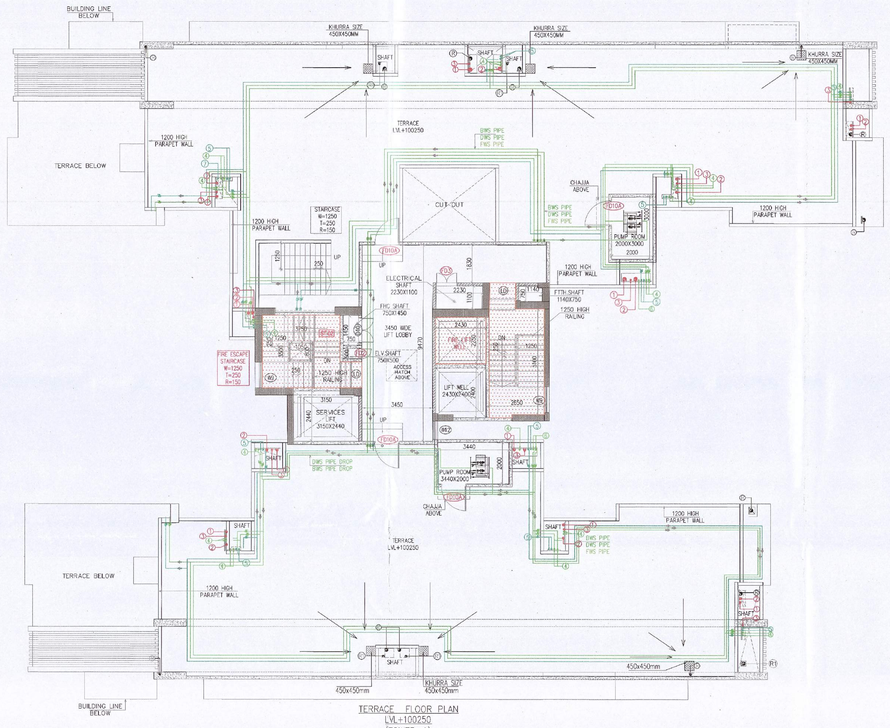

TERRACE FLOOR PLAN
LVL+100250
(TOWER-1)

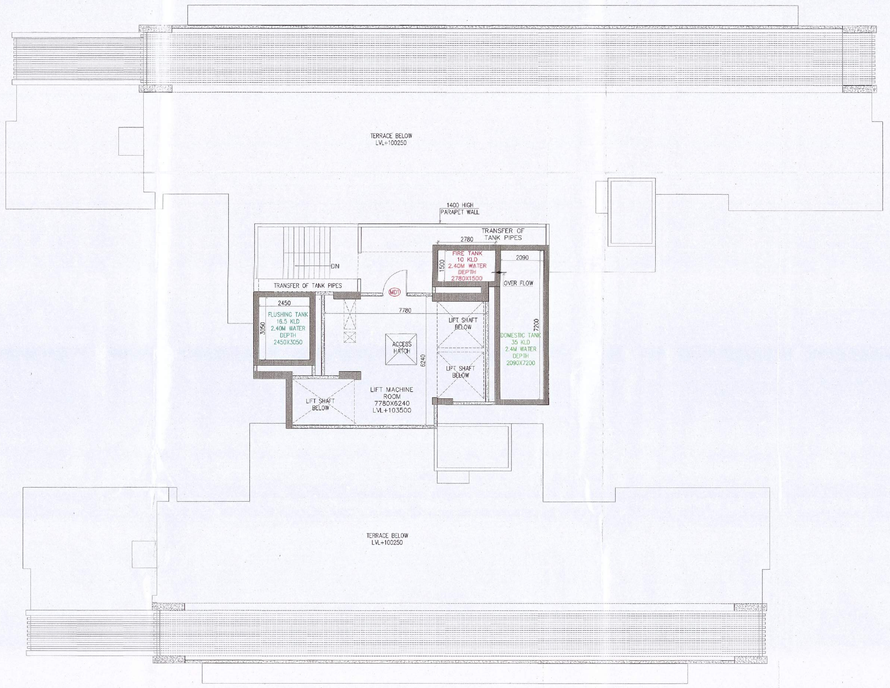

L.M.R FLOOR PLAN
LVL+103500
TOWER-1)

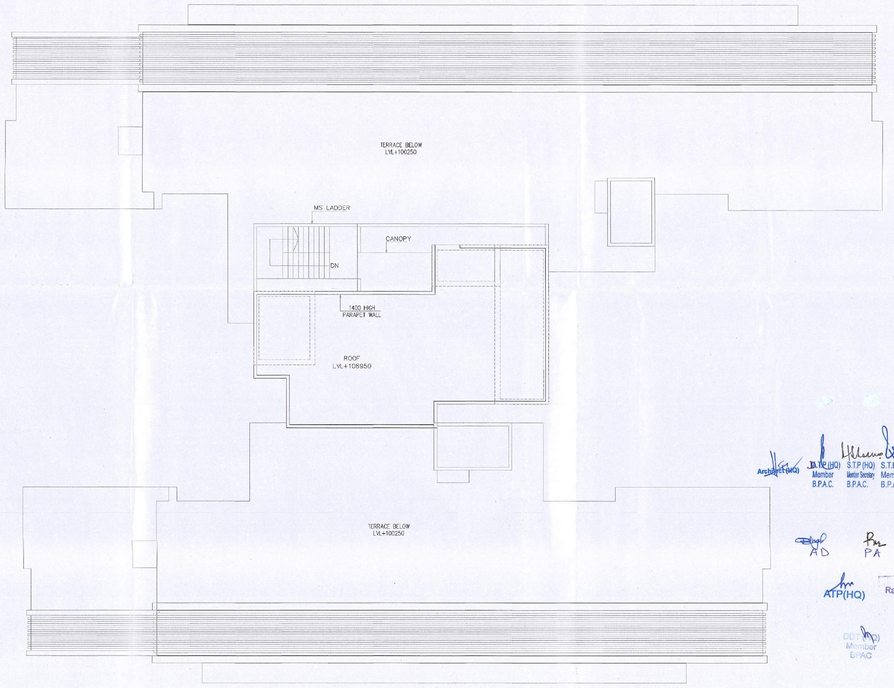

LMR ROOF PLAN
LVL+106950
(TOWER-1)

PLUMBING LEGEND:-		
1	110 OD SOIL PIPE	
2	110 OD WASTE PIPE	
3	75 OD ANTI VENT PIPE	
4	DOMESTIC WATER SUPPLY PIPE	
5	FLUSHING WATER SUPPLY PIPE	
6	DOMESTIC WATER RISER PIPE TO OHT	
7	FLUSHING WATER RISER PIPE TO OHT	
R	110 OD RAIN WATER PIPE	
R1	160 OD RAIN WATER PIPE	
FT	FLOOR TRAP CUTOUT	
FD	FLOOR DRAIN	
BD	BALCONY DRAIN	
MFT	MULTY FLOOR TRAP	

PLUMBING LEGEND:-	
DWS	DOMESTIC WATER SUPPLY
FWS	FLUSHING WATER SUPPLY
DWR	DOMESTIC WATER RISER
FWR	FLUSHING WATER RISER
HWS	HOT WATER SUPPLY
DWS	DOMESTIC WATER SUPPLY FOR BOOSTER PUMP

BY ☑ UP TO 40ø BALL VALVE / ABOVE 40ø BUTTERFLY VALVE

RESIDENTIAL DOOR SCHEDULE

SR.NO	LOCATION	WIDTH	HEIGHT	CILL	HEAD HEIGH	TAG	DESCRIPTION
01	LIVING ROOM	1200	2355	0	2355	FD-1	FIRE DOOR (2HR FIRE RATED)
02	BEDROOM	1000	2355	0	2355	D-2	FLUSH DOOR
03	TERRACE	1000	2355	0	2355	FD-7	FIRE DOOR (2HR FIRE RATED)
04	COMMON TOILET	900	2355	0	2355	D-3	FLUSH DOOR
05	MASTER TOILET	900	2355	0	2355	D-4	FLUSH DOOR
06	KITCHEN UTILITY	830	2355	0	2355	D-5	FLUSH DOOR
08	SERVANT BEDROOM	750	2355	0	2355	FD-6	FIRE DOOR (2HR FIRE RATED)
09	OTS ACCESS	750	2355	0	2355	FD-6A	FLUSH DOOR
09	SERVANT TOILET	750	2355	0	2355	D-7	FLUSH DOOR
11	REFUGE AREA	1200	2365	0	2365	FD-9	FIRE DOOR (2HR FIRE RATED)
11a	STAIRCASE (GROUND)	1200	2365	0	2365	FD-10	FIRE DOOR (2HR FIRE RATED)
12	MAIL ROOM & RECEPTION	1000	2355	0	2355	D-19	FLUSH DOOR
13	BEDROOM(BALCONY)	900	2355	0	2355	D-1	GLASS DOOR
14	SERVICE LIFT	1200	2240	0	2240	LD-1	LIFT DOOR AS PER VENDOR
15	PASSANGER LIFT	900	2240	0	2240	LD-2	LIFT DOOR AS PER VENDOR
16	ELECTRICAL SHAFT	1000	2130	235	2365	FD-3	FIRE DOOR (2HR FIRE RATED)
17	ELV SHAFT	600	2130	235	2365	FD-2	FIRE DOOR (2HR FIRE RATED)
18	FHC SHAFT	1200	2130	235	2365	D-10	FIRE RATED METAL DOOR
19	FITH SHAFT	800	2130	235	2365	D-11	FIRE RATED METAL DOOR
19A	REFUGE AREA SHAFT DOOR	450	2230	160	2390	FD-2A	FIRE DOOR (1/2HR FIRE RATED)
19B	REFUGE AREA SHAFT DOOR	450	2230	160	2390	FD-2B	FIRE DOOR (1/2HR FIRE RATED)
20	SHAFT DOOR	450	2230	160	2390	D-8	OPENABLE FIBRE CEMENT BOARD
21	SHAFT DOOR	750	2230	160	2390	D-12	OPENABLE FIBRE CEMENT BOARD
22	SHAFT DOOR	500	2230	160	2390	D-13	OPENABLE FIBRE CEMENT BOARD
23	SHAFT DOOR	600	1780	160	1940	D-14	OPENABLE FIBRE CEMENT BOARD
24	SHAFT DOOR	250	2230	160	2390	D-9	OPENABLE FIBRE CEMENT BOARD
25	STAIRCASE					LD	LOUVERED DOOR

RESIDENTIAL WINDOW SCHEDULE

SR.NO	LOCATION	WIDTH	HEIGHT	CILL	HEAD HEIGHT	TAG	DESCRIPTION
01	MASTER BEDROOM	2100	2355	0	2355	W-01	ALUMINUM SLIDING WINDOW
04	GUEST ROOM	2450	2230	125	2355	W-03	ALUMINUM SLIDING WINDOW
05	BATHROOM	2100	2230	125	2355	W-04	ALUMINUM SLIDING WINDOW
08	M.TOILET / C. TOILET	600	1870	1185	2355	W-07	ALUMINUM CASEMENT WINDOW
09	MASTER TOILET	600	2230	135	2365	W-08	ALUMINUM OPENABLE WINDOW
10	STAIRCASE	1250	1530	845	2375	W-09	ALUMINUM LOUVERED WINDOW
13	LIFT LOBBY WINDOW	900	1180	1185	2365	W-12	ALUMINUM LOUVERED WINDOW
14	OTS	1000	1180	1185	2365	W-13	ALUMINUM LOUVERED WINDOW
15	OTS(AT REFUGE)	600	1180	1185	2365	W-13A	ALUMINUM LOUVERED WINDOW
16	SERVANT TOILET	600	1180	1185	2365	W-15	ALUMINUM CASEMENT WINDOW
17	KITCHEN UTILITY	1350	2355	0	2355	W-16	OPENABLE WINDOW
19	SERVANT UTILITY	1510	2355	0	2355	W-18	FULL HEIGHT SLIDING WINDOW
21	LIVING ROOM	5000	2355	0	2355	W-20	ALUMINUM SLIDING WINDOW
22	BED ROOM (SIMPLEX)	800	2230	125	2355	W-21	ALUMINUM CASEMENT WINDOW
23	WALK IN WARDROBE	1000	2230	125	2355	W-21A	ALUMINUM SLIDING WINDOW
24	SIMPLEX STUDY	2550	2355	0	2355	W-22	ALUMINUM SLIDING WINDOW
25	SIMPLEX UTILITY	2930	2230	125	2355	W-23	ALUMINUM SLIDING WINDOW
26	SIMPLEX UTILITY	2320	2230	125	2355	W-24	ALUMINUM SLIDING WINDOW
27	SERVANT ROOM (23RD FLOOR)	590	2230	125	2355	W-25	ALUMINUM CASEMENT WINDOW

Note :-

1. BUILDING WILL BE DESIGNED (STRUCTURES) AS PER RELEVENT IS CODES FOR EARTH QUAKE RESISTANCE.
2. BUILDING IS HAS AUTOMATIC SPRINKLER SYSTEM ON ALL FLOORS.

LEGEND:-

PROJECT:-

PROPOSED GROUP HOUSING SITE MEASURING 9.53 ACRES IN RESIDENTIAL PLOTTED COLONY MEASURING 177.86 ACRES(LICENSE NO. 10 OF 2009 DATED DT.21.05.2009,LICENSE NO. 113 OF 2011 DATED 22.12.2011 & LICENSE NO. 117 OF 2022 DATED 23.08.2022) IN SECTOR 65 & 62,GURUGRAM BEING DEVELOPED BY ACTIVE PROMOTERS AND OTHERS IN COLLABORATION WITH EMAAR INDIA LTD(FORMERLY KNOWN AS EMAAR MGF LAND LTD)

ARCHITECT:

DSP DESIGN ASSOCIATES PVT. LTD.
Architects & Interior Designers
6th Floor, Devchand House, Shiv Sagar Estate, Dr Annie Besant Road, Opposite Nehru Centre, Worli, Mumbai - 400 018. Tel: +91 22 4915 1800 Web: www.dspdesign.co.in
#1002A, Tenth Floor, Times Tower, M.G. Road, Gurgaon 122002. Tel: +91 124 4221417
• MUMBAI • BENGALURU • PUNE • NEW DELHI • HYDERABAD

Associate Architects
RSMS ARCHITECTS PVT. LTD.
69,Nore Niwas Bhawani Kunj
(Behind D2), Vasant Kunj,
New Delhi-110070.
Tel.: 011-26898616,26898617
www.rsms-arch.com

Architect(HQ) J.B.P.(HQ) Member BPAC S.T.P.(HQ) Member Secretary BPAC S.T.P.(G) Member BPAC Chairman BPAC

AD PA ATP

ATP(HQ) Ram Avtar Bassi JD(HQ)

DCP(HQ) Member BPAC

Checked and found ok for Public Health (Internal) Service only subject to comments in in forwarding letter No. 17440 Dt. 08-05-2023

Superintending Engineer (HQ) for Chief Engineer HSVP, Gurugram

SANCTIONED
TO BE READ WITH THIS OFFICE MEMO NO.: 22966
DATED : 12-07-2023

OWNER'S SEAL & SIGNATURE

EMAAR INDIA LTD.

ARCHITECT'S SEAL & SIGNATURE

FOR DSP
Manneet Singh Bali
Architect (B.Arch. MCA)
CA/2003/30549

FEB.-2023.	Scale : 1:100	EMD-62
Drawing Title:- TERRACE PLAN L.M.R FLOOR & ROOF PLAN (TOWER -1)		Drawing No:- T1-03