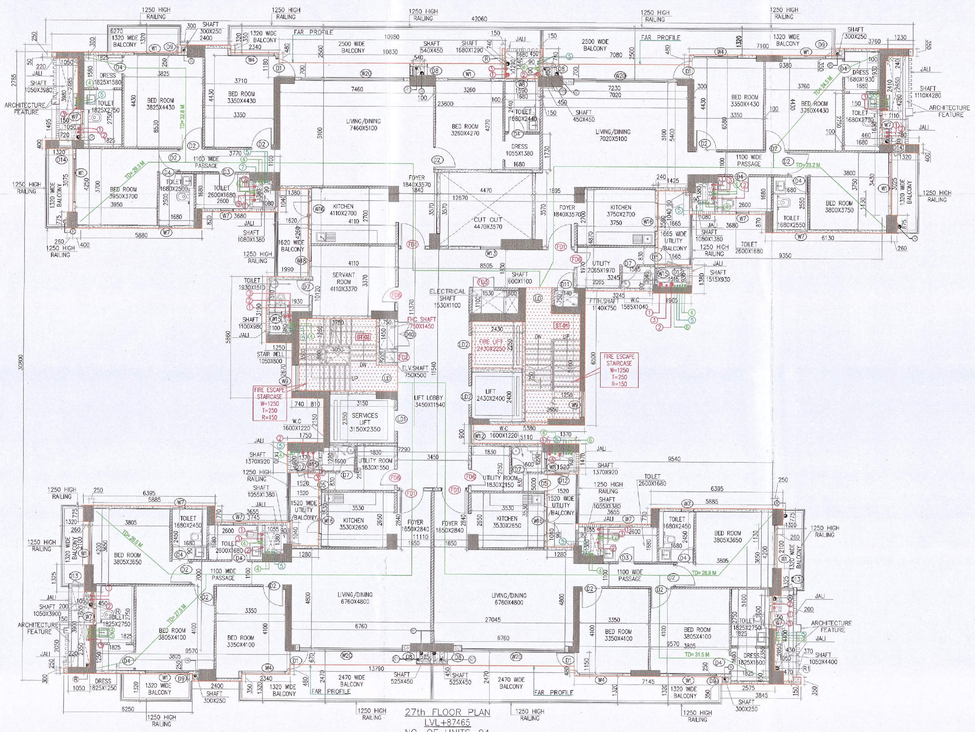

27th FLOOR PLAN
LVL+87465
NO. OF UNITS-04
SERVANT ROOM-01
(TOWER-1)

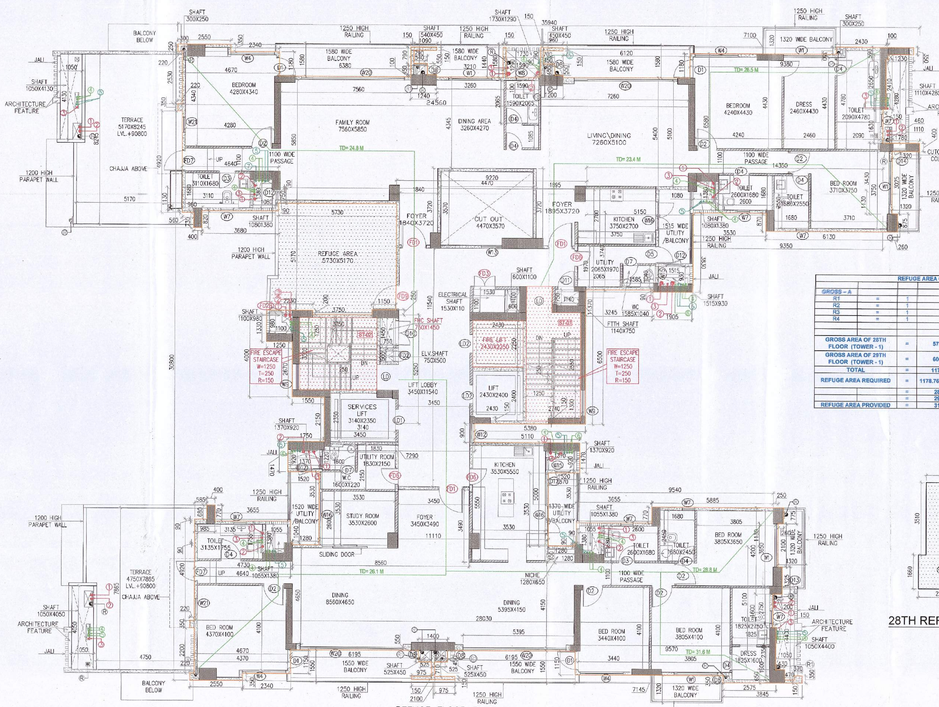

REFUGE FLOOR PLAN
28th FLOOR PLAN
NO. OF UNITS-02
LVL+90615
(TOWER-1)

REFUGE AREA CALCULATION -28TH (TOWER - 1)								
GROSS - A								
R1	=	1	X	1.866	X	3.510	=	6.549 SQM
R2	=	1	X	2.976	X	5.370	=	15.412 SQM
R3	=	1	X	1.156	X	5.120	=	5.888 SQM
R4	=	1	X	2.236	X	1.660	=	3.709 SQM
					TOTAL		=	31.558 SQM
GROSS AREA OF 28TH FLOOR (TOWER - 1)	=	573.378	SQM					
GROSS AREA OF 29TH FLOOR (TOWER - 1)	=	606.382	SQM					
TOTAL	=	1179.760	SQM					
REFUGE AREA REQUIRED	=	1179.760X0.3/12.5	=	28.314 SQM		ADDITIONAL SPACE TO ACCOMMODATE ONE WHEEL CHAIR SPACE		
	=	28.314	SQM			0.9		
	=	29.150	SQM					
REFUGE AREA PROVIDED	=	31.558	SQM					

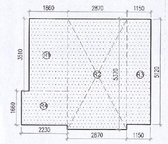

28TH REFUGE AREA CALCULATION

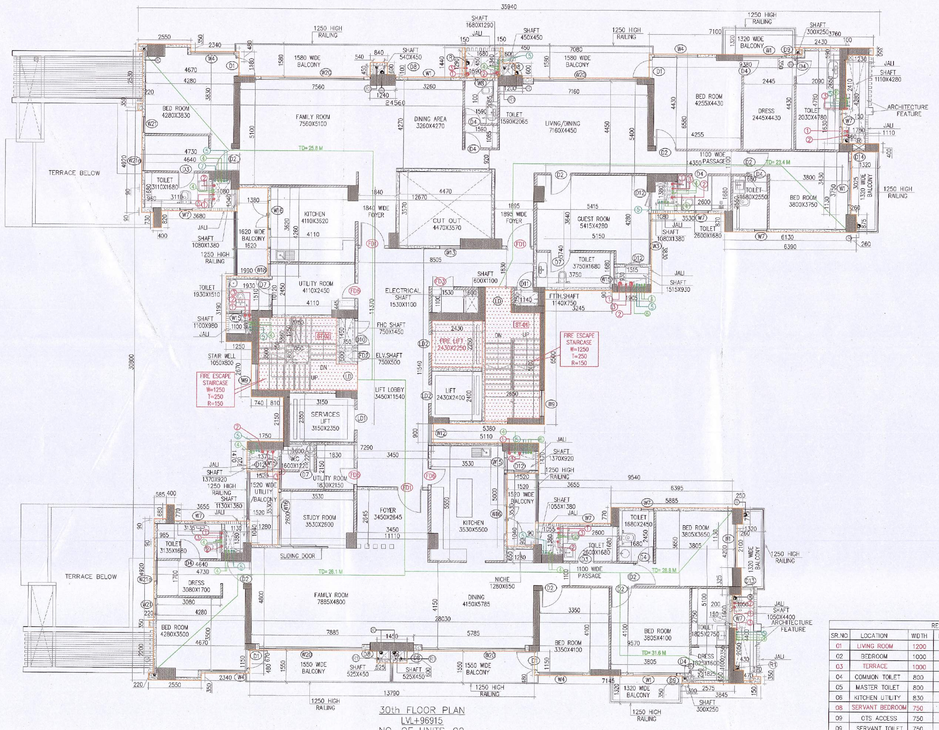

30th FLOOR PLAN
LVL+96915
NO. OF UNITS-02
(TOWER-1)

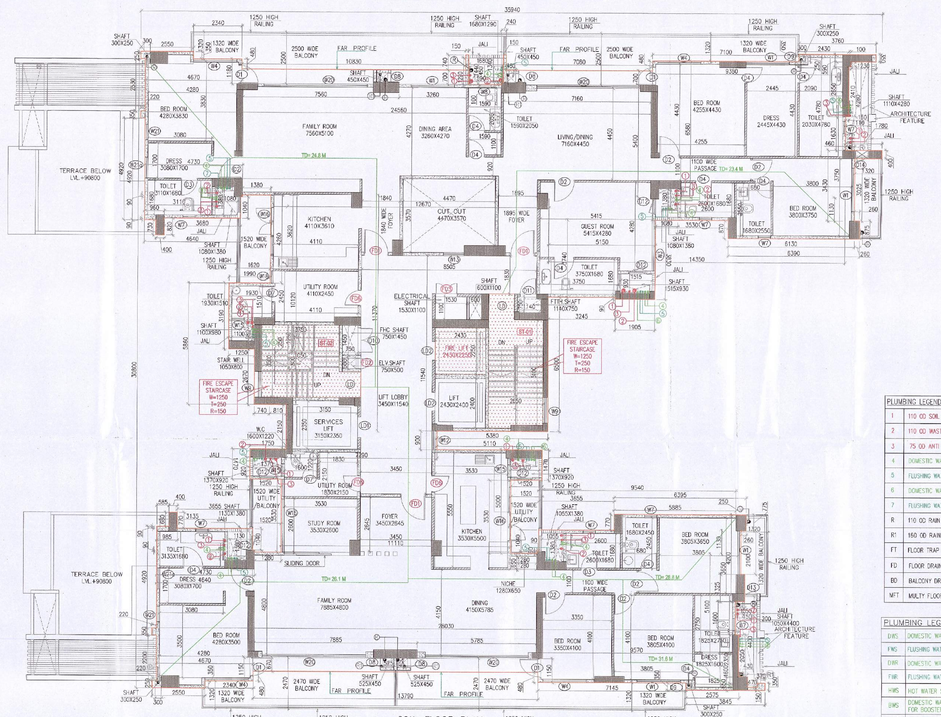

29th FLOOR PLAN
NO. OF UNITS-02
LVL+93765
(TOWER-1)

RESIDENTIAL DOOR SCHEDULE							
SR.NO	LOCATION	WIDTH	HEIGHT	CILL	HEAD HEIGHT	TAG	DESCRIPTION
01	LIVING ROOM	1200	2355	0	2355	FD-1	FIRE DOOR (2HR FIRE RATED)
02	BEDROOM	1000	2355	0	2355	D-2	FLUSH DOOR
03	TERRACE	1000	2055	0	2055	FD-7	FIRE DOOR (2HR FIRE RATED)
04	COMMON TOILET	800	2355	0	2355	D-3	FLUSH DOOR
05	MASTER TOILET	800	2355	0	2355	D-4	FLUSH DOOR
06	KITCHEN UTILITY	830	2355	0	2355	D-5	FLUSH DOOR
08	SERVANT BEDROOM	750	2355	0	2355	FD-8	FIRE DOOR (2HR FIRE RATED)
09	OTS ACCESS	750	2355	0	2355	FD-8A	FLUSH DOOR
09	SERVANT TOILET	750	2355	0	2355	D-7	FLUSH DOOR
11	REFUGE AREA	1200	2365	0	2365	FD-9	FIRE DOOR (2HR FIRE RATED)
11a	STAIRCASE (GROUND)	1200	2365	0	2365	FD-10	FIRE DOOR (2HR FIRE RATED)
12	WAIL ROM & RECEPTION	1000	2355	0	2355	D-19	FLUSH DOOR
13	BEDROOM(BALCONY)	900	2355	0	2355	D-1	GLASS DOOR
14	SERVICE LIFT	1000	2240	0	2240	LD-1	LIFT DOOR AS PER VENDOR
15	PASSANGER LIFT	900	2240	0	2240	LD-2	LIFT DOOR AS PER VENDOR
16	ELECTRICAL SHAFT	1000	2130	235	2365	FD-3	FIRE DOOR (2HR FIRE RATED)
17	ELV SHAFT	600	2130	235	2365	FD-2	FIRE DOOR (2HR FIRE RATED)
18	FHC SHAFT	1200	2130	235	2365	G-10	FIRE RATED METAL DOOR
19	FTTH SHAFT	800	2130	235	2365	G-11	FIRE RATED METAL DOOR
19A	REFUGE AREA SHAFT DOOR	450	2230	160	2390	FD-2A	FIRE DOOR (1/2HR FIRE RATED)
19B	REFUGE AREA SHAFT DOOR	450	2230	160	2390	FD-2B	FIRE DOOR (1/2HR FIRE RATED)
20	SHAFT DOOR	450	2230	160	2390	D-8	OPENABLE FIBRE CEMENT BOARD
21	SHAFT DOOR	750	2230	160	2390	D-12	OPENABLE FIBRE CEMENT BOARD
22	SHAFT DOOR	600	2230	160	2390	D-13	OPENABLE FIBRE CEMENT BOARD
23	SHAFT DOOR	600	1780	160	1940	D-14	OPENABLE FIBRE CEMENT BOARD
24	SHAFT DOOR	250	2230	160	2390	D-9	OPENABLE FIBRE CEMENT BOARD
25	STAIRCASE					LD	LOUVERED DOOR

RESIDENTIAL WINDOW SCHEDULE							
SR.NO	LOCATION	WIDTH	HEIGHT	CILL	HEAD HEIGHT	TAG	DESCRIPTION
01	MASTER BEDROOM	2100	2355	0	2355	W-01	ALUMINUM SLIDING WINDOW
04	GUEST ROOM	2450	2230	125	2355	W-03	ALUMINUM SLIDING WINDOW
09	BEDROOM	2100	2230	125	2355	W-04	ALUMINUM SLIDING WINDOW
08	W.TOILET / C. TOILET	600	1170	1185	2355	W-07	ALUMINUM CASEMENT WINDOW
09	MASTER TOILET	600	2230	135	2365	W-08	ALUMINUM OPENABLE WINDOW
10	STAIRCASE	1250	1530	845	2375	W-09	ALUMINUM LOUVERED WINDOW
13	LIFT LOBBY WINDOW	900	1180	1185	2365	W-12	ALUMINUM LOUVERED WINDOW
14	OTS	600	1180	1185	2365	W-13	ALUMINUM LOUVERED WINDOW
15	OTS(AT REFUGE)	600	1180	1185	2365	W-13A	ALUMINUM LOUVERED WINDOW
16	SERVANT TOILET	600	1180	1185	2365	W-15	ALUMINUM CASEMENT WINDOW
17	KITCHEN UTILITY	1250	2355	0	2355	W-16	OPENABLE WINDOW
19	SERVANT UTILITY	1510	2355	0	2355	W-18	FULL HEIGHT SLIDING WINDOW
21	LIVING ROOM	5000	2355	0	2355	W-20	ALUMINUM SLIDING WINDOW
22	BED ROOM (SIMPLEX)	800	2230	125	2355	W-21	ALUMINUM CASEMENT WINDOW
23	WALK IN WARDROBE	1300	2230	125	2355	W-21A	ALUMINUM SLIDING WINDOW
24	SIMPLEX STUDY	2550	2355	0	2355	W-22	ALUMINUM SLIDING WINDOW
25	SIMPLEX UTILITY	2250	2230	125	2355	W-23	ALUMINUM SLIDING WINDOW
26	SIMPLEX UTILITY	2320	2230	125	2355	W-24	ALUMINUM SLIDING WINDOW
27	SERVANT ROOM (23RD FLOOR)	590	2230	125	2355	W-25	ALUMINUM CASEMENT WINDOW

PLUMBING LEGEND:-	
1	110 OD SOIL PIPE
2	110 OD WASTE PIPE
3	75 OD ANTI VENT PIPE
4	DOMESTIC WATER SUPPLY PIPE
5	FLUSHING WATER SUPPLY PIPE
6	DOMESTIC WATER RISER PIPE TO DHT
7	FLUSHING WATER RISER PIPE TO DHT
R	110 OD RAIN WATER PIPE
R1	160 OD RAIN WATER PIPE
FT	FLOOR TRAP CUTOUT
FD	FLOOR DRAIN
BD	BALCONY DRAIN
MFT	MULTY FLOOR TRAP

PLUMBING LEGEND:-	
DWS	DOMESTIC WATER SUPPLY
FWS	FLUSHING WATER SUPPLY
DWR	DOMESTIC WATER RISER
FWR	FLUSHING WATER RISER
HWS	HOT WATER SUPPLY
DWS	DOMESTIC WATER SUPPLY FOR BOOSTER PUMP
BV &	UP TO 40Ø BALL VALVE / ABOVE 40Ø BUTTERFLY VALVE

Note :-

1. BUILDING WILL BE DESIGNED (STRUCTURES) AS PER RELEVENT IS CODES FOR EARTH QUAKE RESISTANCE.
2. BUILDING IS HAS AUTOMATIC SPRINKLER SYSTEM ON ALL FLOORS.

LEGEND: -

PROJECT:-

PROPOSED GROUP HOUSING SITE MEASURING 9.53 ACRES IN RESIDENTIAL PLOTTED COLONY MEASURING 177.86 ACRES(LICENSE NO. 10 OF 2009 DATED DT.21.05.2009,LICENSE NO. 113 OF 2011 DATED 22.12.2011 & LICENSE NO. 117 OF 2022 DATED 23.08.2022) IN SECTOR 65 & 62,GURUGRAM BEING DEVELOPED BY ACTIVE PROMOTERS AND OTHERS IN COLLABORATION WITH EMAAR INDIA LTD(FORMERLY KNOWN AS EMAAR MGF LAND LTD)

ARCHITECT:

DSP DESIGN ASSOCIATES PVT. LTD.
Architects & Interior Designers

6th Floor, Devchand House, Shiv Sagar Estate, Dr Annie Besant Road, Opposite Nehru Centre, Worli, Mumbai - 400 018.
Tel: +91 22 4015 1800
Web: www.dspdesign.co.in

#1000A, Tenth Floor, Times Tower, M.G. Road, Gurgaon 122002.
Tel: +91 124 4221417

• MUMBAI • BENGALURU • PUNE • NEW DELHI • HYDERABAD

Associate Architects

RSMS ARCHITECTS

RSMS ARCHITECTS PVT. LTD.
69,Nora Niwas Bhawani Kunj
(Behind D2), Vasant Kunj,
New Delhi-110070.
Tel.: 011-26898616,26898617
www.rsms-arch.com

OWNER'S SEAL & SIGNATURE

ARCHITECT'S SEAL & SIGNATURE

FOR DSP

Mannbeet Singh Ball
Architect (R.A.M.S. HCA)
CA/2003/30649

Checked and found ok for Public Health (Internal) Service only subject to comments in its forwarding letter No. 87490 dt. 28-05-2023

Superintending Engineer (HQ) for Chief Engineer (HQ)

DDTP (HQ) Member BPAC

SANCTIONED
TO BE READ WITH THIS OFFICE MEMO NO. 22566
DATED : 12-07-2023

Architect (HQ) | D.T.P.(HQ) Member BPAC | S.T.P (HQ) Member Secretary BPAC | S.T.P (G) Member BPAC | Chief Town Planner (HQ) Member BPAC

ATP(HQ) | Ram Avtar Bassi JD(HQ)

AD | PA | ATP

FEB.-2023.	Scale : 1:100	EMD-62
Drawing Title:- 22ND ,23RD,24TH 25TH FLOOR PLAN (TOWER -1)		Drawing No:- T1-02