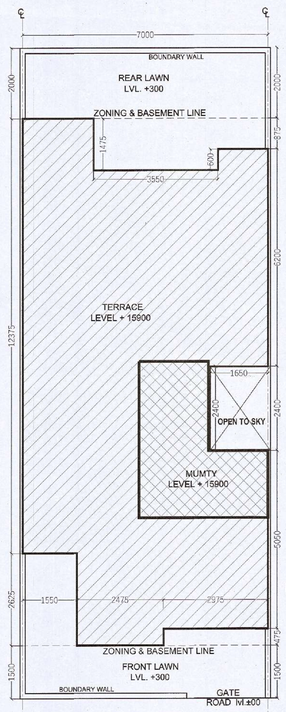

SITE PLAN

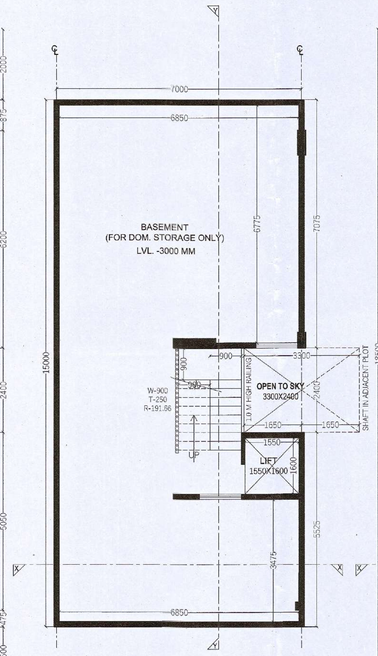

BASEMENT FLOOR PLAN

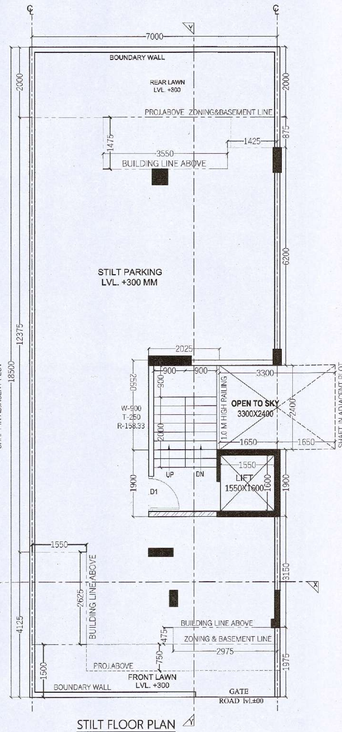

STILT FLOOR PLAN

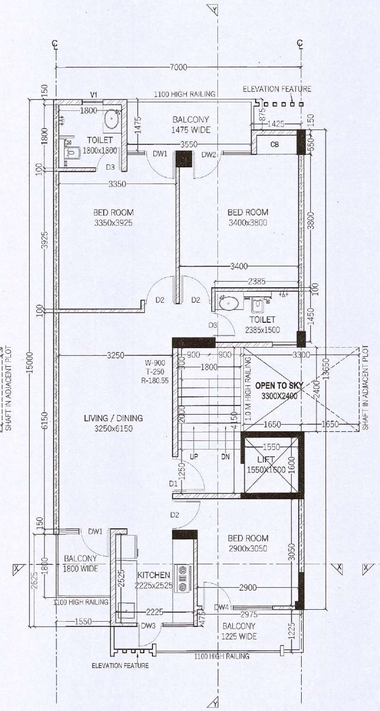

TYPICAL FLOOR PLAN
(1ST,2ND & 3RD FLOOR)

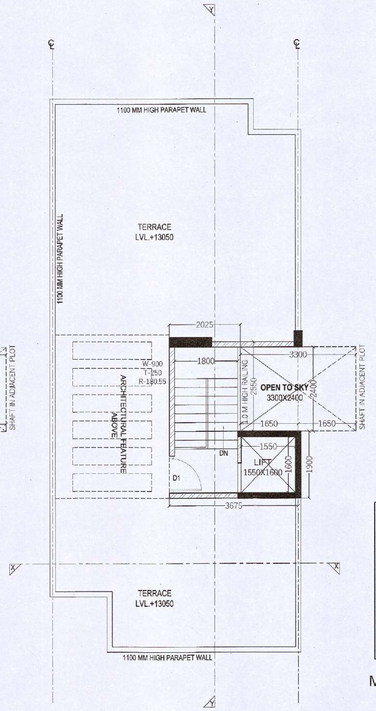

TERRACE FLOOR PLAN

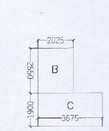

STILT F.A.R
AREA DIAGRAM



BASEMENT AREA
DIAGRAM

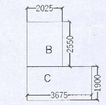

MUMTY
AREA DIAGRAM

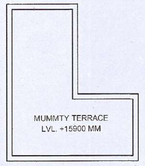

MUMTY TERRACE

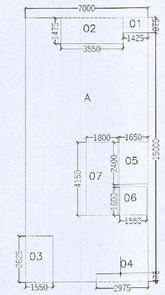

GR.COV & TYPICAL
FLOOR AREA
DIAGRAM

GROUND COVERAGE					
ADDITIONS					
S.N.O.	NO.	PREFIX	BREATH	LENGTH	AREA
A	1	1	7.000	15.000	105.000
TOAL ADDITION					105.000
SUBTRACTIONS					
S.N.O.	NO.	PREFIX	BREATH	LENGTH	AREA
1	1	1	1.425	0.875	1.247
2	1	1	3.550	1.475	5.236
3	1	1	1.550	2.625	4.069
4	1	1	2.975	0.475	1.413
5	1	1	1.650	2.400	3.960
TOTAL SUBTRACTION					15.925
TOTAL GROUND COVERAGE					**89.075**

STILT F.A.R.					
ADDITIONS					
S.N.O.	NO.	PREFIX	BREATH	LENGTH	AREA
B	1	1	2.025	2.550	5.164
C	1	1	3.675	1.900	6.983
TOTAL STILT F.A.R.					**12.146**

STILT PARKING(NON F.A.R.)					
ADDITIONS					
S.N.O.	NO.	PREFIX	BREATH	LENGTH	
GROUND COVERAGE					89.075
SUBTRACTIONS					
S.N.O.	NO.	PREFIX	BREATH	LENGTH	AREA
STILT F.A.R.					12.146
TOTAL STILT PARKING(NON F.A.R.)					**76.929**

BASEMENT AREA (NON F.A.R.)					
ADDITIONS					
S.N.O.	NO.	PREFIX	BREATH	LENGTH	AREA
A	1	1	7.000	15.000	105.000
TOAL ADDITION					105.000
SUBTRACTIONS					
S.N.O.	NO.	PREFIX	BREATH	LENGTH	AREA
1	1	1	0.000	0.000	0.000
TOTAL SUBTRACTION					0.000
TOTAL BASEMENT AREA					**105.000**

TYP.1st,2nd,3rd & 4th FLOOR F.A.R.					
ADDITIONS					
S.N.O.	NO.	PREFIX	BREATH	LENGTH	
GROUND COVERAGE					89.075
TOAL ADDITION					**89.075**
SUBTRACTIONS					
S.N.O.	NO.	PREFIX	BREATH	LENGTH	AREA
6	1	1	1.550	1.600	2.480
7	1	1	1.800	4.150	7.470
TOTAL SUBTRACTION					9.950
TOTALTYP. FLOOR F.A.R.					**79.125**

MUMTY AREA (NON F.A.R.)					
ADDITIONS					
S.N.O.	NO.	PREFIX	LENGTH	BREATH	
B	1	1	2.025	2.550	5.164
C	1	1	1.900	3.675	6.983
TOTAL MUMTY AREA (NON F.A.R.)					**12.146**

Sanctioned & Valid For Two Year.
27/4/23 to 26/4/25
Ar. VIKKEY
Architect No. CA-2017-86236
Gurgaon

TOTAL PLOT AREA (7.000x18.500)	= 129.5 SQM.
PERM.GROUND COVERAGE @ 75%	= 97.125 SQM.
PERM. F.A.R. @ 198%	= 256.41 SQM.

TOTAL F.A.R.	
STILT F.A.R.	12.146
1ST FLOOR F.A.R.	79.125
2nd FLOOR F.A.R.	79.125
3rd FLOOR F.A.R.	79.125
TOTAL F.A.R.	**249.521**

BUILTUP AREA	
TOTAL F.A.R.	249.521
STITL PARKING (NON F.A.R)	76.929
STAIR CASE AREA	22.410
MUMTY AREA (NON F.A.R.)	12.146
BASEMENT AREA (NON F.A.R.)	105.000
TOTAL BUILTUP AREA	**466.006**

WINDOW SCHEDULE

NO.	SIZE	SILL LEVEL	LINTEL LVL
DW1	1400 X 2450	00 , 900 MM	2450 MM
DW2	1700 X 2450	00 , 900 MM	2450 MM
DW3	1600 X 2450	00 , 1050 MM	2450 MM
DW4	2000 X 2450	00 , 900 MM	2450 MM
V	600 X 1550	900 MM	2450 MM
D1	1050 X 2250	00 MM	2450 MM
D2	900 X 2250	00 MM	2450 MM
D3	750 X 2250	00 MM	2450 MM

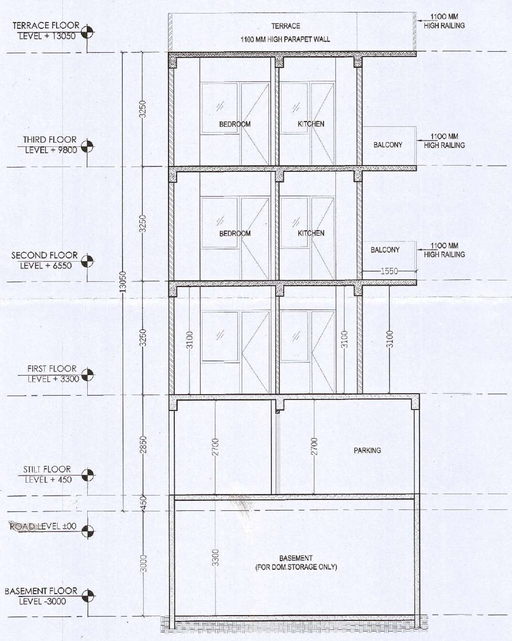

SECTION - XX

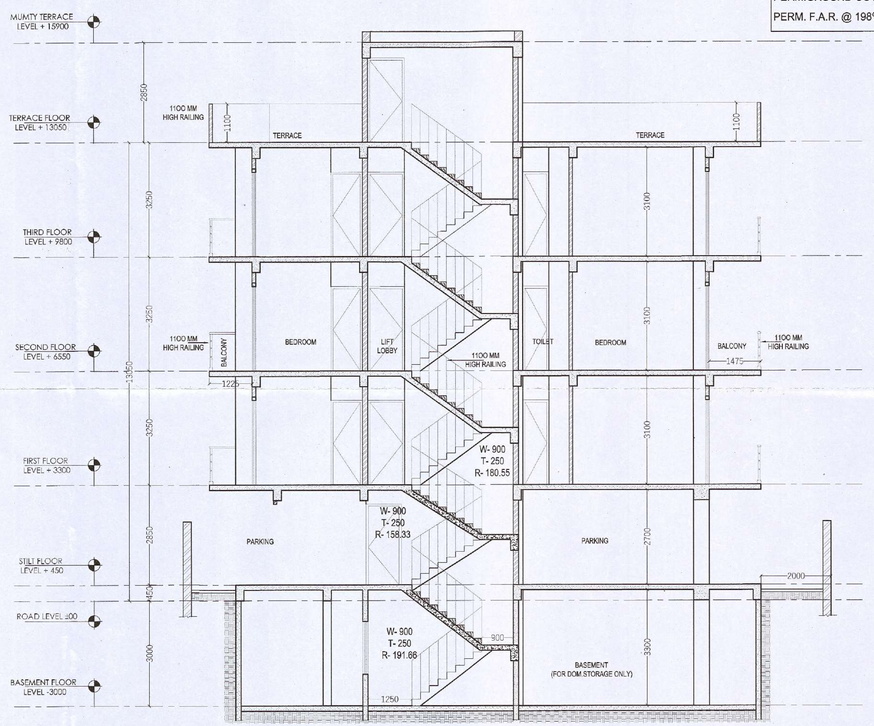

SECTION - YY

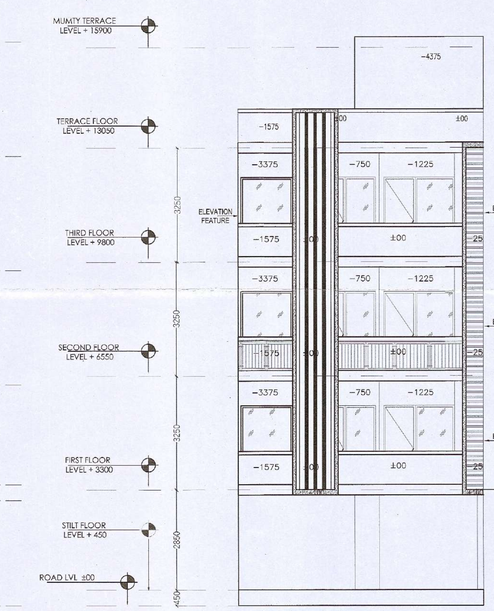

FRONT ELEVATION

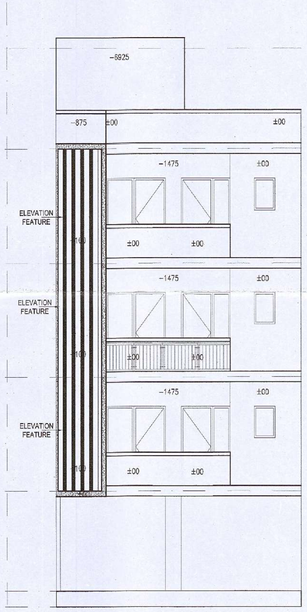

REAR ELEVATION

NOTES :-

1. ALL DIMENSIONS ARE IN MM
2. GATE & B/WALL AS/STD DESIGN
3. THE RESPONSIBILITY OF THE STRUCTURAL DRG, STRUCTURAL STABILITY OF THE BUILDING BLOCK AGAINST THE EARTHQUAKE SHALL BE SOLELY OF OWNER/ ARCHITECT / ENGINEER.

PROPOSED BUILDING PLAN FOR PLOT NO :
234 IN PLOTTED COLONY LANDMARK AVANA ,SECTOR-95, GURGAON , HARYANA.
M/S LANDMARK APARTMENTS P. LTD.

OWNER'S SEAL & SIGNATURE

For Landmark Apartments Pvt. Ltd.
Authorised Signatory

ARCHITECT'S SEAL & SIGNATURE

Ar. VIKKEY
Off. No. 5, Ground Floor, Sector-14 Extension, Opp. M.G.Road, Gurgaon
CA-2017-86236

DATE - AUG. - 2022	SCALE - 1:80
PLANS ,SECTION ,ELEVATION & AREA CALCULATION	DRAWING NO:- 02