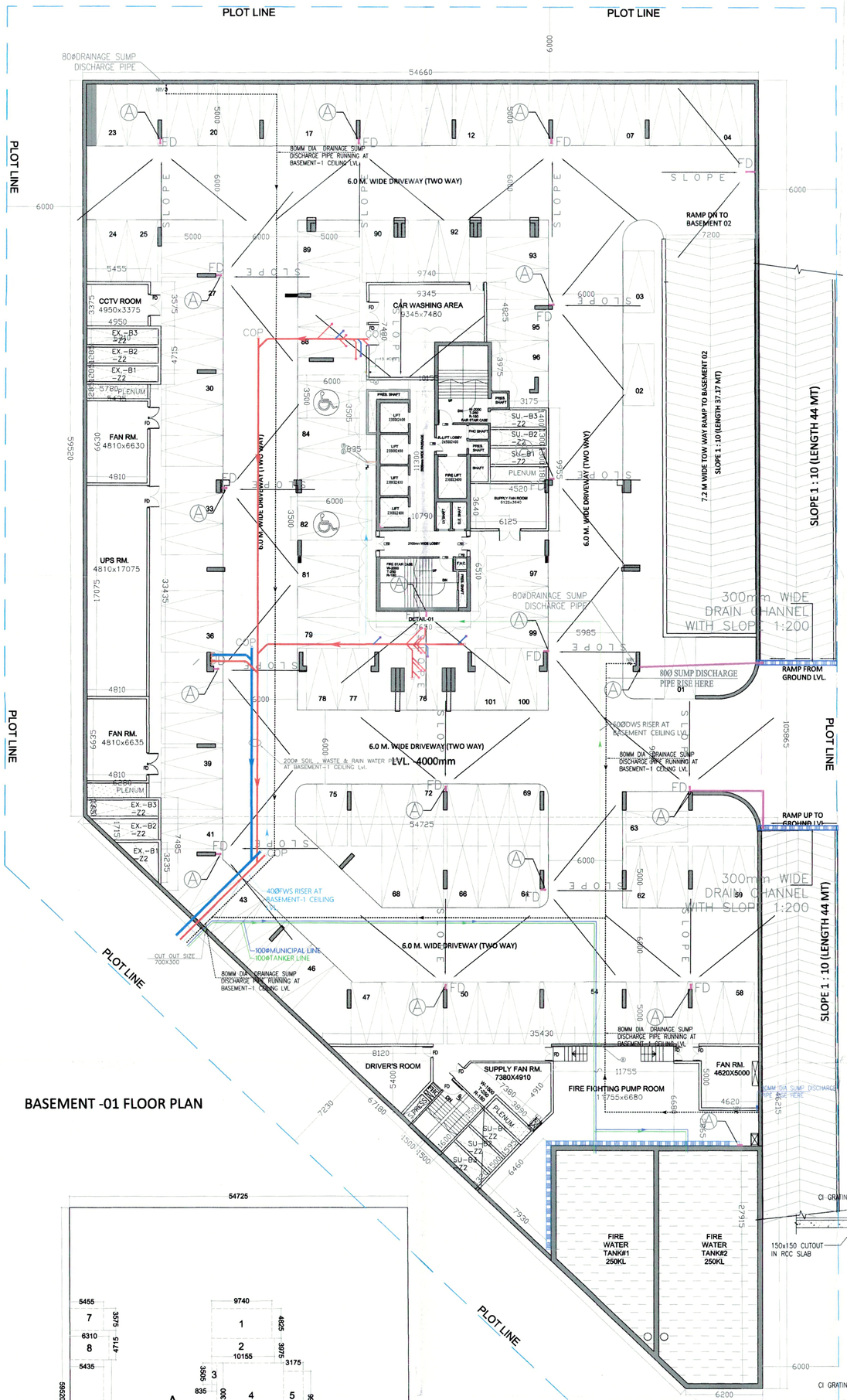

BASEMENT -01 FLOOR PLAN

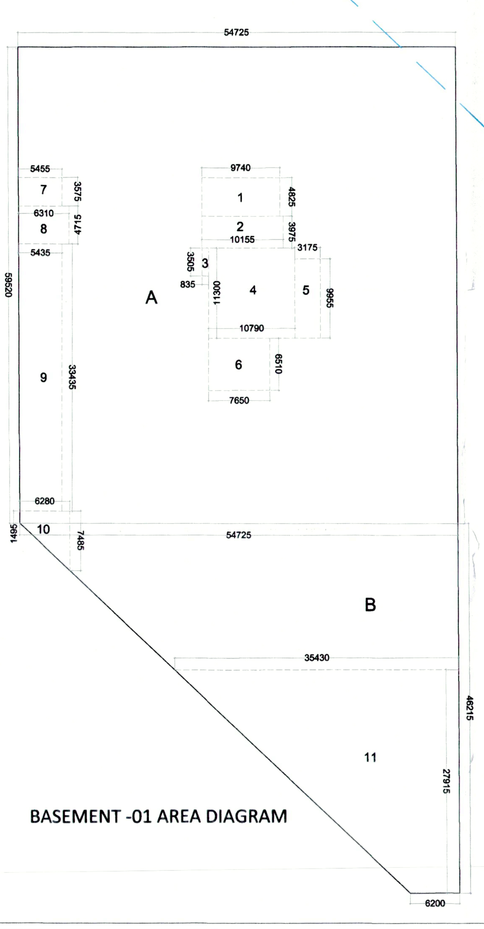

BASEMENT -01 AREA DIAGRAM

TOTAL PARKING- 101

BASEMENT-01 AREA (NON F.A.R.)					
S.N.O.	NO.	PREFIX	BREATH	LENGTH	AREA
A	1	1	54.725	59.520	3,257.232
B	1	(6.200+54.725)/2		46.215	1,407.824
TOTAL ADDITION					4,665.056
TOTAL BASEMENT 01 AREA					**4,665.056**

BASEMENT-01 UNDER AREA SERVICES					
S.N.O.	NO.	PREFIX	BREATH	LENGTH	AREA
1	1	1	9.740	4.825	46.996
2	1	1	10.155	3.975	40.366
3	1	1	0.835	3.505	2.927
4	1	1	10.790	11.300	121.927
5	1	1	3.175	9.955	31.607
6	1	1	7.650	6.510	49.802
7	1	1	5.455	3.575	19.502
8	1	1	6.310	4.715	29.752
9	1	1	5.435	33.435	181.719
10	1	(1.495+7.485)/2		6.280	28.197
11	1	(35.430+6.200)/2		27.915	581.051
TOTAL ADDITIONS					1,133.844
TOTAL BASEMENT 01 AREA UNDER SERVICES					**1,133.844**

BASEMENT - 01 AREA LEFT FOR PARKING					
ADDITIONS					
S.N.O.	NO.	PREFIX	LENGTH	BREATH	AREA
BASEMENT 1 AREA					4665.056
DEDUCTION					
S.N.O.	NO.	PREFIX	LENGTH	BREATH	AREA
BASEMENT 01 AREA UNDER SERVICES					1133.844
TOTAL DEDUCTION AREA					1133.844
TOTAL BASEMENT 1 AREA LEFT FOR PARKING					**3531.212**

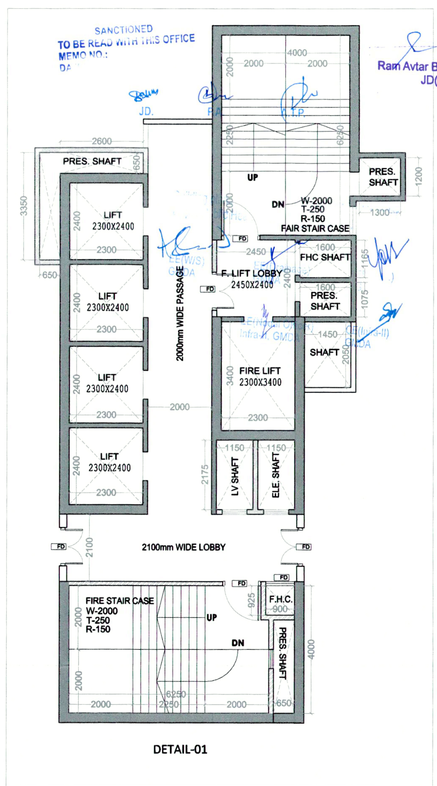

LEGEND:–

①	Ⓐ	100Ø DRAIN PIPE WITH 150X150mm CUTOUT IN FLOOR
②		80Ø SUMP RISER
③	⊠	CUTOUT (150X150mm)
④	- - - -	SUMP OUTLET PIPE IN CEILING LVL.
⑤		300mm WIDE DRAIN CHANNEL
⑥		DRAINAGE SUMP

DOOR / WINDOW SCHEDULE

NO.	SIZE	SILL LEVEL	LINTEL LVL	REMARK
FD	1200 X 2400	00 MM	2450 MM	SINGLE SHUTTER FIRE RATED DOOR
D0	1500 X 1500	00 MM	2450 MM	SINGLE SHUTTER FIRE RATED DOOR
D1	1200 X 2400	00 MM	2450 MM	SINGLE SHUTTER FLUSHED DOOR
D2	900 X 2450	00 MM	2450 MM	SINGLE SHUTTER FLUSHED DOOR
D3	750 X 2450	00 MM	2450 MM	SINGLE SHUTTER FLUSHED DOOR
D4	750 X 2450	00 MM	2450 MM	DOUBLE SHUTTER FLUSHED DOOR
SD1	900 X 2450	00 MM	2450 MM	DOUBLE SHUTTER FIRE RATED DOOR
SD1A	900 X 2450	00 MM	2450 MM	DOUBLE SHUTTER LOUVERED DOOR
SD2	1800 X 2450	00 MM	2450 MM	FOUR SHUTTER FIRE RATED DOOR
SD3	450 X 2450	00 MM	2450 MM	SINGLE SHUTTER FIRE RATED DOOR
SD4	1200 X 2450	00 MM	2450 MM	DOUBLE SHUTTER LOUVERED DOOR
SD5	600 X 2450	00 MM	2450 MM	SINGLE SHUTTER FIRE RATED DOOR
SD6	750 X 2450	00 MM	2450 MM	SINGLE SHUTTER FIRE RATED DOOR
V4	750 X 2450	00 MM	2450 MM	SINGLE SHUTTER LOUVER DOOR
V1	600 X 1250	1200 MM	2450 MM	LOUVERED WINDOW
V2	450 X 1250	1200 MM	2450 MM	LOUVERED WINDOW
V3	510 X 1250	1200 MM	2450 MM	LOUVERED WINDOW
V1A	750 X 2000	450 MM	2450 MM	LOUVERED ACCESSIBLE DOOR / WINDOW

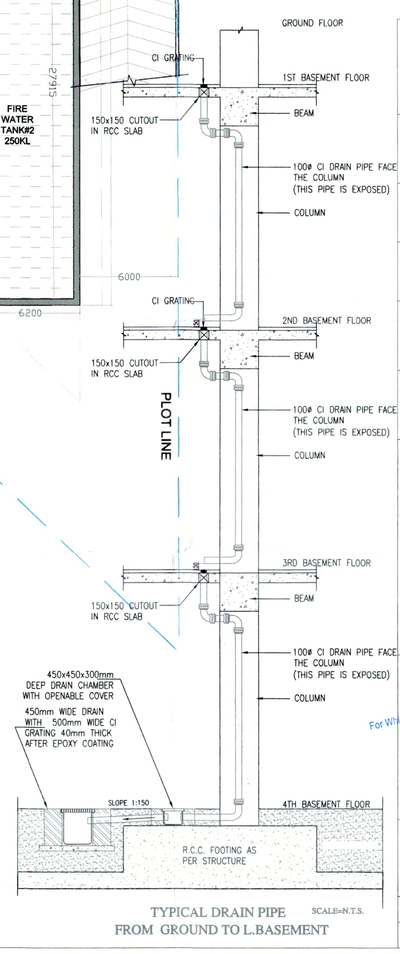

TYPICAL DRAIN PIPE FROM GROUND TO L.BASEMENT SCALE=N.T.S.

NOTES:-
- FD,FD1,FD2, ARE 2HR FIRE RATED
- ALL INTERNAL AND EXTERNAL WALLS ARE R.C.C.

STRUCTURAL MEMBER
NON STRUCTURAL MEMBER

- ALL INTERNAL WALLS ARE OF 100MM AND EXTERNAL WALLS 150MM NON STRUCTURAL.
- W.C. ARE ARTIFICIALLY LIT AND MECHANICALLY VENTILATED.
- BASEMENT IS FULLY FIRE SPRINKLERED & MECHANICALLY VENTILATED AND ARTIFICIALLY LITE.

ARCHITECT:
VIKAS AHLAWAT ARCHITECTS
ARCHITECTURE, INTERIOR & PLANNING
Unit No.303,Ninex Time Center, Sundhy,Sector-54,Golf Course Road,Gurgaon
☎ - 0124-4284264 M:- 9-999815649 Mail :- ar. vikas.ahlawat@gmail.com

MEP CONSULTANT:
SANELAC CONSULTANTS PVT LTD.
C-64/2, Okhla Industrial Area, Phase II, New Delhi, Delhi 110020.
Tel. 011 40503959

STRUCTURAL CONSULTANT:
VITNTECH CONSULTANTS
CONSULTANT ENGINEERS & PROJECT MANAGERS
C-35, Pamposh Enclave, Great Kailash-I, New Delhi-110048.
Tel. 43141516, Fax. 26297667 Email :-vintech@vintechconsultants.com

CLIENT:
WHITELAND
M/s. Whiteland Corporation Private Limited.

DESIGN CONSULTANT :
Architect Hafeez & Contractor
29 Bank Street, Fort, Mumbai 400 023 Tel : 2266 1920

PROJECT:-

PROPOSED BUILDING PLAN FOR GROUP HOUSING COLONY AN AREA MEASURING 5.785 ACRES UNDER TOD POLICY DATED 09.02.2016(LICENCE NO. 92 OF 2022 DATED 12.07.2022) IN SECTOR- 76, GURUGRAM BEING DEVELOPED BY WHITELAND CORPORATION PVT. LTD.

OWNERS SIGNATURE:- | ARCHITECT SIGNATURE:-

For Whiteland Corporation Private Limited
Authorised Signatory

DRAWING TITLE :
BASEMENT 01 PLAN & AREA CAL. TOWER-09

DATE:- DEC.2022
SCALE:- 1:100
SHEET NO. T9-B-01