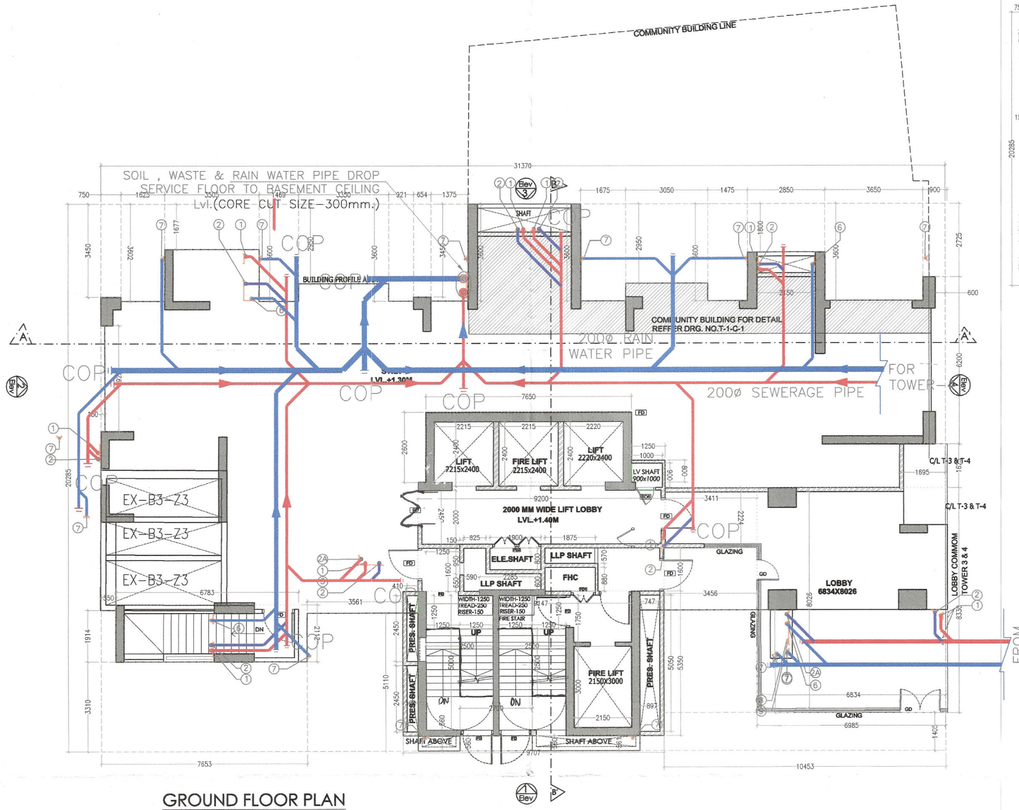

GROUND FLOOR PLAN

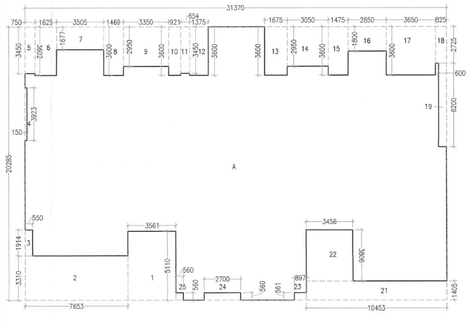

GROUND FLOOR AREA DIAGRAM

TOWER-4

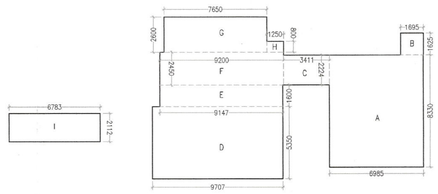

GROUND FLOOR F.A.R. AREA DIAGRAM

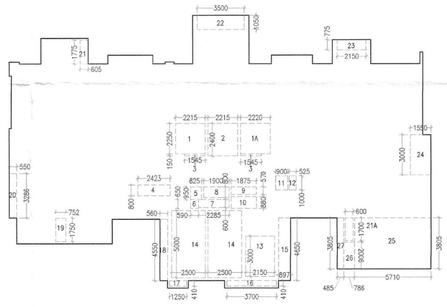

TYPICAL FLOOR AREA DIAGRAM

TOWER-4

GROUND COVERAGE AREA (TOWER-4)					
S.N.O.	NO.	PREFIX	BREATH	LENGTH	AREA
A	1	1	31.370	20.285	636.340
TOTAL ADDITION					636.340
SUBTRACTIONS					
1	1	1	5.110	3.561	18.197
2	1	1	7.653	3.310	25.331
3	1	1	0.550	1.914	1.053
4	1	1	0.150	3.923	0.588
5	1	1	0.750	3.450	2.588
6	1	1	1.625	3.602	5.853
7	1	1	3.505	1.677	5.878
8	1	1	1.469	3.600	5.288
9	1	1	3.350	2.950	9.883
10	1	1	0.921	3.600	3.316
11	1	1	0.654	3.450	2.256
12	1	1	1.375	3.600	4.950
13	1	1	1.675	3.600	6.030
14	1	1	3.050	2.950	8.998
15	1	1	1.475	3.600	5.310
16	1	1	2.850	1.800	5.130
17	1	1	3.650	3.600	13.140
18	1	1	0.825	2.725	2.248
19	1	1	0.600	6.200	3.720
21	1	1	10.453	1.405	14.686
22	1	1	3.456	3.806	13.154
23	1	1	0.897	0.560	0.502
24	1	1	2.700	0.560	1.512
25	1	1	0.560	0.560	0.314
TOTAL SUBTRACTIONS					159.924
TOTAL GROUND COVERAGE					**476.416**

GROUND FLOOR F.A.R. AREA (TOWER-4)					
S.N.O.	NO.	PREFIX	BREATH	LENGTH	AREA
A	1	1	6.985	8.330	58.185
B	1	1	1.695	1.625	2.754
C	1	1	3.411	2.224	7.586
D	1	1	9.707	5.350	51.932
E	1	1	1.600	9.147	14.635
F	1	1	9.200	2.450	22.540
G	1	1	7.650	2.600	19.890
H	1	1	1.250	0.800	1.000
I	1	1	6.783	2.112	14.326
TOTAL ADDITION					192.849
TOTAL GROUND FLOOR F.A.R.					**192.849**

STILT AREA (T-3,G+30)					
S.N.O.	NO.	PREFIX	BREATH	LENGTH	AREA
GROUND COVERAGE					476.416
TOTAL ADDITION					476.416
SUBTRACTIONS					
F.A.R. GROUND FLOOR					192.849
UNDER AREA CLUB					31.150
TOTAL SUBTRACTIONS					223.999
TOTAL STILT FL. AREA					**252.417**

WINDOW SCHEDULE									
NO.	SIZE	SILL LEVEL	LINTEL LVL	LOCATION	REMARK	NO.	SIZE	SILL LEVEL	LINTEL LVL	LOCATION	REMARK
W	**1250 X 1500**	**900 MM**	**2450 MM**	**STAIRCASE**	**SINGLE SHUTTER OPENABLE WINDOW**	W8	1525 X 1400	1050 MM	2450 MM	KITCHEN- SERVANT RM.	2 TRACK SLIDING WINDOW
W0	**900 X 1500**	**900 MM**	**2450 MM**	**STAIRCASE**	**LOUVERED WINDOW**	W8A	1525 X 1400	1050 MM	2450 MM	KITCHEN- SERVANT RM.	2 TRACK SLIDING WINDOW / OPENABLE
W0A	**1250 X 1500**	**900 MM**	**2450 MM**	**STAIRCASE**	**LOUVERED WINDOW**	W9	975 X 2450	00 MM	2450 MM	BEDROOM 01-02	SINGLE SHUTTER OPENABLE WINDOW
W1	5500 X 2450	00 MM	2450 MM	LIVING ROOM	6 PANEL SLIDING-FOLDING WINDOW	W9A	975 X 2450	00 MM	2450 MM	BEDROOM 01-02	SINGLE SHUTTER OPENABLE WINDOW
W1A	5500 X 2450	00 MM	2450 MM	LIVING ROOM	6 PANEL FIXED WINDOW	W10	3350 X 2450	00 MM	2450 MM	LIVING ROOM	4 TRACK SLIDING WINDOW
W2	3670 X 2450	00 MM	2450 MM	LIVING ROOM	4 TRACK SLIDING WINDOW	W10A	3350 X 2450	00 MM	2450 MM	LIVING ROOM	4 TRACK FIXED WINDOW
W2A	3670 X 2450	00 MM	2450 MM	LIVING ROOM-GYM	4 TRACK BOTTOM FIXED SLIDING WINDOW	W11	1525 X 2450	00 MM	2450 MM	LIVING ROOM	4 TRACK SLIDING WINDOW
W3	3050 X 2450	00 MM	2450 MM	BEDROOM 01-02	3 TRACK SLIDING WINDOW	W11A	1525 X 2450	00 MM	2450 MM	LIVING ROOM	4 TRACK FIXED WINDOW
W4	1075 X 1400	1050 MM	2450 MM	KITCHEN	TWO SHUTTER OPENABLE WINDOW	W12	1525 X 2450	00 MM	2450 MM	GYM	2 TRACK SLIDING WINDOW
W5	2125 X 2450	00 MM	2450 MM	BEDROOM 01-02	3 TRACK SLIDING WINDOW	W13	1525 X 2450	00 MM	2450 MM	ELEVATOR	3 PANEL FIXED WINDOW
W5A	2125 X 2450	00 MM	2450 MM	BED ROOM 04	3 TRACK BOTTOM FIXED SLIDING WINDOW	**V1**	**600 X 1200**	**1200 MM**	**2450 MM**	**TOILET**	**LOUVERED WINDOW**
W6	1225 X 2450	00 MM	2450 MM	BEDROOM 01-02	SINGLE SHUTTER OPENABLE WINDOW	**V2**	**450 X 1250**	**1200 MM**	**2450 MM**	**TOILET**	**LOUVERED WINDOW**
W6A	1225 X 2450	00 MM	2450 MM	BEDROOM 01-02	SINGLE SHUTTER OPENABLE WINDOW	**V3**	**580 X 1250**	**1200 MM**	**2450 MM**	**TOILET**	**LOUVERED WINDOW**
W7	750 X 2450	00 MM	2450 MM	BEDROOM 01-02 PUJA	SINGLE SHUTTER FIXED WINDOW	**V1A**	**750 X 2000**	**450 MM**	**2450 MM**	**TOILET**	**LOUVERED ACCESSIBLE DOOR / WINDOW**

DOOR SCHEDULE					
NO.	SIZE	SILL LEVEL	LINTEL LVL	LOCATION	REMARK
FD	1200 X 2450	00 MM	2450 MM	STAIRCASE	SINGLE SHUTTER FIRE RATED DOOR
D1	1500 X 1550	00 MM	2450 MM	STAIRCASE	SINGLE SHUTTER FIRE RATED DOOR
D2	1200 X 2450	00 MM	2450 MM	LIVING	SINGLE SHUTTER FLUSHED DOOR
D3	900 X 2450	00 MM	2450 MM	BEDROOM	SINGLE SHUTTER FLUSHED DOOR
D3	750 X 2450	00 MM	2450 MM	TOILET	SINGLE SHUTTER FLUSHED DOOR
D4	750 X 2450	00 MM	2450 MM	SERVANT	DOUBLE SHUTTER FLUSHED DOOR
SD1	900 X 2450	00 MM	2450 MM	SHAFT DOOR	DOUBLE SHUTTER FIRE RATED DOOR
SD1A	900 X 2450	00 MM	2450 MM	SHAFT DOOR	DOUBLE SHUTTER LOUVERED DOOR
SD2	1500 X 2450	00 MM	2450 MM	SHAFT DOOR	FOUR SHUTTER FIRE RATED DOOR
SD3	900 X 2450	00 MM	2450 MM	SHAFT DOOR	SINGLE SHUTTER FIRE RATED DOOR
SD3A	900 X 2450	00 MM	2450 MM	SHAFT DOOR	DOUBLE SHUTTER LOUVERED DOOR
SD5	900 X 2450	00 MM	2450 MM	SHAFT DOOR	SINGLE SHUTTER FIRE RATED DOOR
SD6	1100 X 2450	00 MM	2450 MM	SHAFT DOOR	SINGLE SHUTTER FIRE RATED DOOR
V4	1000 X 2450	00 MM	2450 MM	LOBBY DOOR	SINGLE SHUTTER FIRE RATED LOUVER DOOR

SANCTIONED
TO BE READ WITH THIS OFFICE
MEMO NO.:
DATE:

Ram Avtar Bassi
JD(HQ)

LEGEND

SYMBOL	DESCRIPTION.
1	110 ØO SOIL AND VENT PIPE
2	110 OD WASTE AND VENT PIPE
2A	110 OD KITCEHN WASTE AND VENT PIPE
3	75ø ANTISYPHONAGE PIPE
4	DOMESTIC WATER SUPPLY DN. TAKE PIPE (FOR TERRACE TO 1st FLOOR)
4A	DOMESTIC WATER SUPPLY DN. TAKE PIPE (FOR TERRACE TO 28th FLOOR)PRESSURE SUPPLY
4B	DOMESTIC WATER SUPPLY DN. TAKE PIPE FOR (FOR TERRACE TO 14th FLOOR)
5	FLUSHING WATER SUPPLY DN. TAKE PIPE (FOR TERRACE TO 1st FLOOR)
5A	FLUSHING WATER SUPPLY DN. TAKE PIPE (FOR TERRACE TO 16th FLOOR)
6	110 OD uPVC TERRACE RAIN WATER PIPE
7	75ø uPVC RAIN WATER PIPE (BALCONY)
8	DOMESTIC WATER SUPPLY RISER
9	FLUSHING WATER SUPPLY RISER
FD	FLOOR DRAIN
FT	FLOOR TRAP
	LEDGE WALL
	CUTOUT IN FLOOR

NOTES:-
- FD,FD1,FD2, ARE 2HR FIRE RATED
- ALL INTERNAL AND EXTERNAL WALLS ARE B.C.C.
- STRUCTURAL MEMBER
- NON STRUCTURAL MEMBER
- ALL INTERNAL WALLS ARE OF 100mm AND EXTERNAL WALLS 150mm NON STRUCTURAL
- W.C. ARE ARTIFICIALLY LIT AND MECHANICALLY VENTILATED.
- P.R. = POWER ROOM.

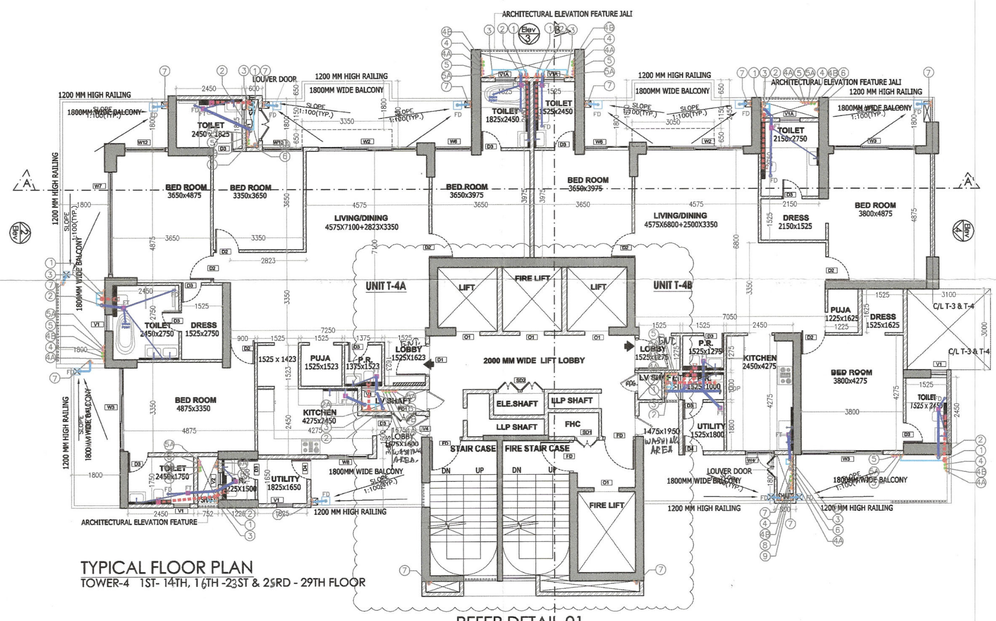

TYPICAL FLOOR PLAN

TOWER-4 1ST- 14TH, 16TH -23ST & 25RD - 29TH FLOOR

REFER DETAIL-01

TYPICAL FLOOR AREA CAL.					
ADDITION					
S.N.O.	NO.	PREFIX	BREATH	LENGTH	AREA
GROUND COVERAGE					476.416
TOTAL ADDITION					476.416
SUBTRACTIONS					
1	1	1	2.215	2.250	4.984
1A	1	1	2.220	2.250	4.995
2	1	1	2.215	2.400	5.316
3	2	1	1.545	0.150	0.464
4	1	1	2.423	0.800	1.938
5	1	1	0.825	0.950	0.784
6	1	1	0.590	0.650	0.384
7	1	1	2.285	0.600	1.371
8	1	1	1.900	0.800	1.520
9	1	1	1.875	0.570	1.069
10	1	1	0.880	1.875	1.650
11	1	1	0.900	1.000	0.900
12	1	1	0.525	1.000	0.525
13	1	1	2.150	3.000	6.450
14	2	1	2.500	5.000	25.000
15	1	1	0.897	4.650	4.171
16	1	1	3.700	0.410	1.517
17	1	1	1.250	0.410	0.513
18	1	1	4.550	0.560	2.548
19	1	1	0.752	1.750	1.316
20	1	1	0.550	3.286	1.807
21	1	1	1.775	0.605	1.074
21A	1	1	1.700	0.600	1.020
22	1	1	3.500	1.050	3.675
23	1	1	2.150	0.775	1.666
24	1	1	1.550	3.000	4.650
25	1	1	5.710	3.805	21.727
26	1	1	0.800	2.005	1.605
27	1	1	0.485	3.805	1.845
TOTAL SUBTRACTIONS					106.482
TYPICAL FLOOR F.A.R. AREA					**369.934**

DETAIL-01

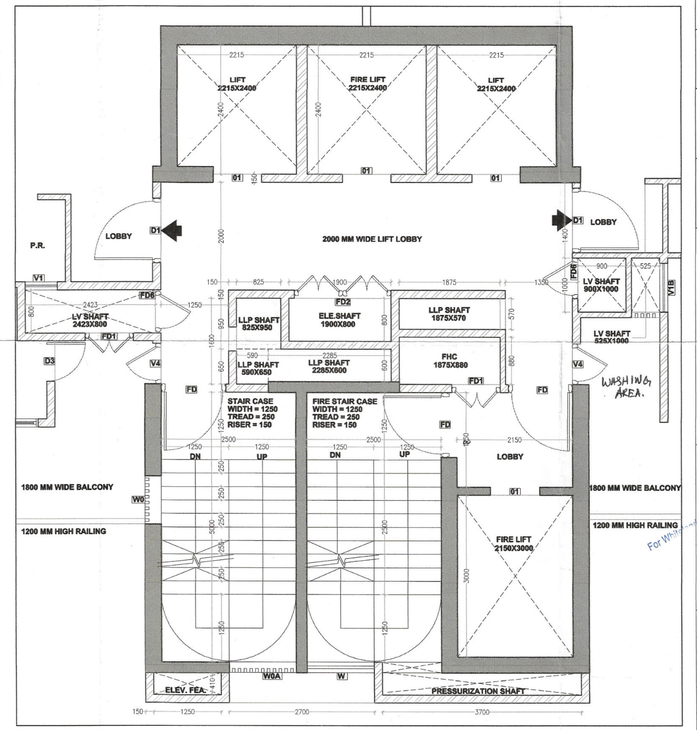

ARCHITECT:
VIKAS AHLAWAT ARCHITECTS
ARCHITECTURE, INTERIOR & PLANNING
Unit No.303,Ninex Time Center, Suncity,Sector -54,Golf Course Road,Gurgaon
O :- 0124-4284293 M :- 0-9891158496 Mail :- ar.vikas.ahlawat@gmail.com

MEP CONSULTANT:
SANELAC CONSULTANTS PVT LTD.
C-64/2, Okhla Industrial Area, Phase II, New Delhi, Delhi 110020. Tel. 011 40503959

STRUCTURAL CONSULTANT:
VITNTECH CONSULTANTS
CONSULTANT ENGINEERS & PROJECT MANAGERS
C-35, Pamposh Enclave, Great Kailash-I, New Delhi-110048.
Tel.-4314516, Fax. 26296767 Email :-vintech@vintechconsultants.com

CLIENT:
WHITELAND
M/s. Whiteland Corporation Private Limited.

DESIGN CONSULTANT :
Architect Hafeez Contractor
29 Bank Street, Fort, Mumbai 400 023 Tel : 2266 1900

PROJECT:-
PROPOSED BUILDING PLAN FOR GROUP HOUSING COLONY AREA MEASURING 6.175 ACRES. (LICENCE NO. 91 OF 2022 DATED 12.07.2022) IN SECTOR- 76, GURUGRAM BEING DEVELOPED BY WHITELAND CORPORATION PVT. LTD.

OWNERS SIGNATURE:- | ARCHITECT SIGNATURE:-

For Whiteland Corporation Private Limited
Authorised Signatory

Ar. VIKAS AHLAWAT
CA/2001/51003

DRAWING TITLE : **(TOWER-04)**
GROUND & TYPICAL FL.
FLOOR PLAN & AREA CAL.

DATE:- NOV-2022
SCALE:- 1:100 (A1)
N
SHEET NO. T- 4- P - 1