| BASEMENT -03 AREA DETAILS | | | | | |
|---|---|---|---|---|---|
| ADDITIONS | | | | | |
| S.N.O. | NO. | PREFIX | LENGTH | BREATH | AREA |
| A | 1 | 1 | 128.866 | 43.550 | 5612.114 |
| B | 1 | 1 | 30.395 | 18.298 | 556.168 |
| C | 1 | 1 | 5.242 | 4.105 | 21.518 |
| D | 1 | (72.978+16.478)/2 | | 59.689 | 2669.770 |
| E | 1 | 0.5 | 72.978 | 69.178 | 2524.236 |
| TOAL ADDITION | | | | | 11383.806 |
| SUBTRACTIONS | | | | | |
| S.N.O. | NO. | PREFIX | LENGTH | BREATH | AREA |
| 1 | 1 | (18.930+8.499)/2 | | 9.881 | 135.513 |
| 2 | 1 | 0.5 | 9.461 | 9.881 | 46.742 |
| 3 | 1 | 1 | 8.499 | 4.222 | 35.883 |
| TOTAL SUBTRACTION | | | | | 218.138 |
| TOTAL BASEMENT -03 AREA | | | | | 11165.668 |

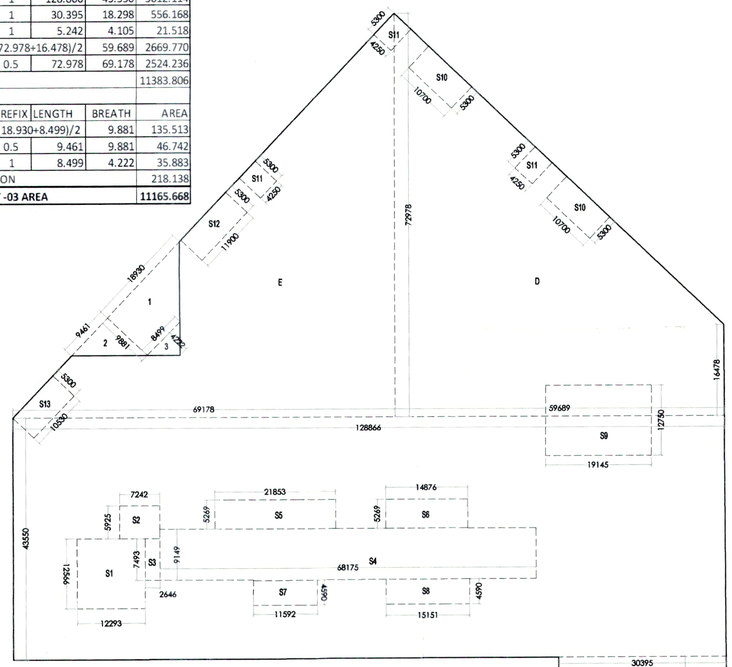


BASEMENT 3 AREA DIAGRAM

| BASEMENT -03 AREA UNDER SERVICES | | | | | |
|---|---|---|---|---|---|
| ADDITIONS | | | | | |
| S.N.O. | NO. | PREFIX | LENGTH | BREATH | AREA |
| S1 | 1 | 1 | 12.293 | 12.566 | 154.474 |
| S2 | 1 | 1 | 7.242 | 5.925 | 42.909 |
| S3 | 1 | 1 | 2.646 | 7.493 | 19.826 |
| S4 | 1 | 1 | 68.175 | 9.149 | 623.733 |
| S5 | 1 | 1 | 21.853 | 5.269 | 115.143 |
| S6 | 1 | 1 | 14.876 | 5.269 | 78.382 |
| S7 | 1 | 1 | 11.592 | 4.590 | 53.207 |
| S8 | 1 | 1 | 15.151 | 4.590 | 69.543 |
| S9 | 1 | 1 | 19.145 | 12.750 | 244.099 |
| S10 | 2 | 1 | 10.700 | 5.300 | 113.420 |
| S11 | 3 | 1 | 4.250 | 5.300 | 67.575 |
| S12 | 1 | 1 | 11.900 | 5.300 | 63.070 |
| S13 | 1 | 1 | 10.530 | 5.300 | 55.809 |
| S14 | 1 | 1 | 5.080 | 9.406 | 47.782 |
| TOTAL AREA UNDER SERVICES | | | | | 1748.973 |

| BASEMENT - 03 AREA LEFT FOR PARKING | | | | | |
|---|---|---|---|---|---|
| ADDITIONS | | | | | |
| S.N.O. | NO. | PREFIX | LENGTH | BREATH | AREA |
| BASEMENT 3 AREA | | | | | 11165.668 |
| DEDUCTION | | | | | |
| S.N.O. | NO. | PREFIX | LENGTH | BREATH | AREA |
| BASEMENT 3 AREA UNDER SERVICES | | | | | 1748.973 |
| TOTAL BASEMENT 3 AREA LEFT FOR PARKING | | | | | 9416.695 |

BASEMENT 3 NO. OF PARKING = 270




PLAN OF DRAINAGE/ SEWERAGE SUMP




SCHEMATIC SECTION X – X
SCALE=N.T.S.

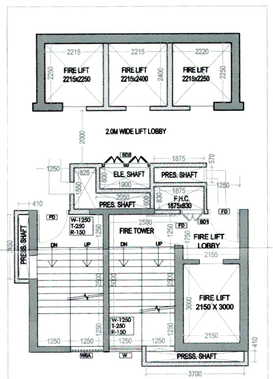


DETAILS-03

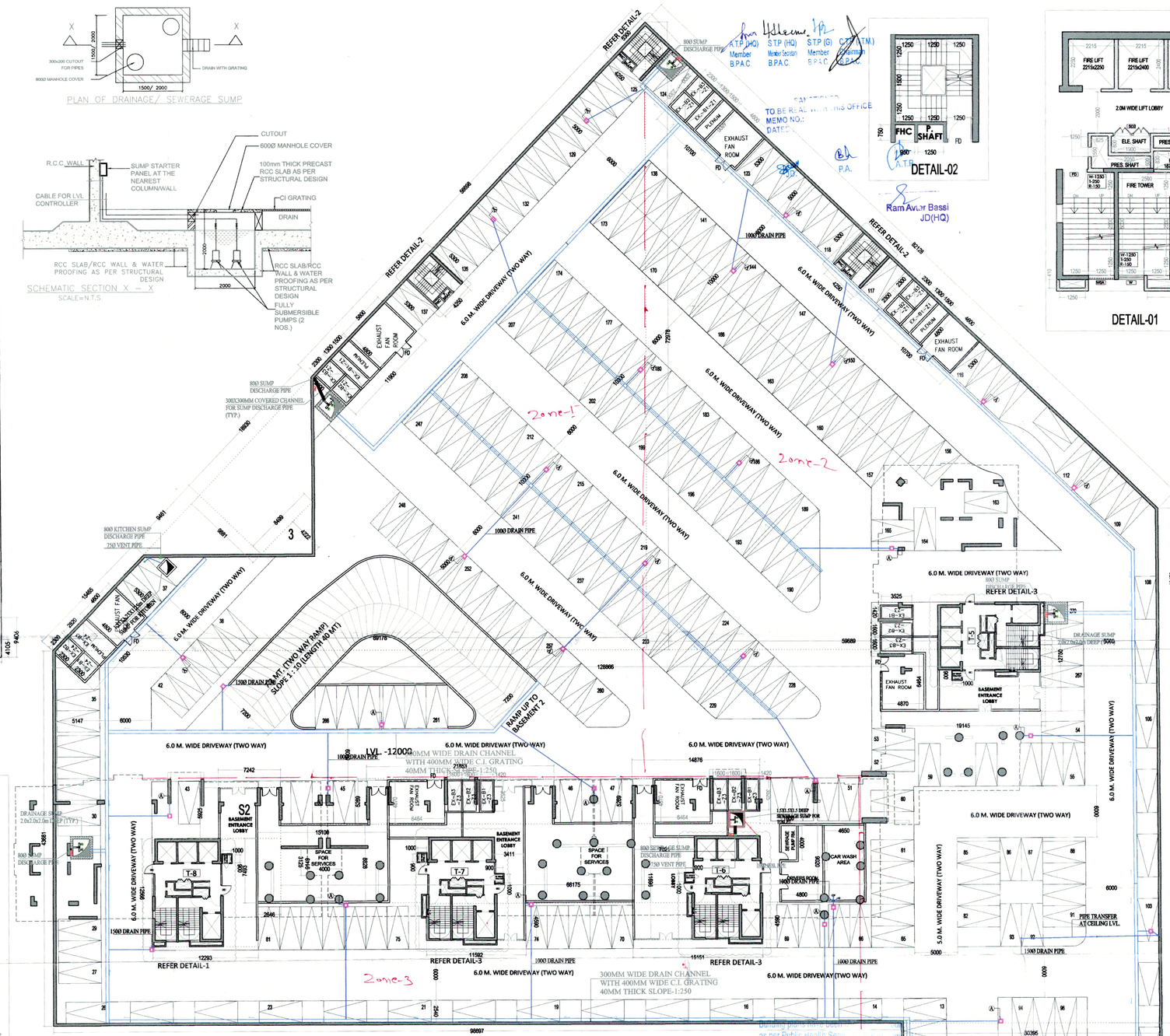


BASEMENT 3 PLAN




DETAIL-02

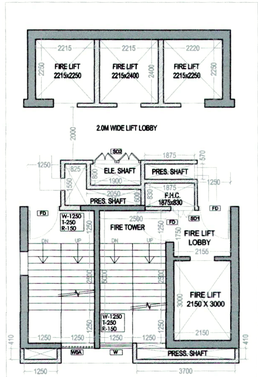


DETAIL-01

NOTES:-
- FD,FD1,FD2, ARE 2HR FIRE RATED
- ALL INTERNAL AND EXTERNAL WALLS ARE R.C.C.
- STRUCTURAL MEMBER
- NON STRUCTURAL MEMBER
- ALL INTERNAL WALLS ARE OF 100MM AND EXTERNAL WALLS 150MM NON STRUCTURAL.
- W.C. ARE ARTIFICIALLY LIT AND MECHANICALLY VENTILATED.
- BASEMENT IS FULLY FIRE SPRINKLERED & MECHANICALLY VENTILATED AND ARTIFICIALLY LITE.

| DOOR / WINDOW SCHEDULE | | | | |
|---|---|---|---|---|
| NO. | SIZE | SILL LEVEL | LINTEL LVL | REMARK |
| FD | 1200 X 2400 | 00 MM | 2400 MM | SINGLE SHUTTER FIRE RATED DOOR |
| D0 | 1500 X 1800 | 00 MM | 2400 MM | SINGLE SHUTTER FIRE RATED DOOR |
| D1 | 1200 X 2400 | 00 MM | 2400 MM | SINGLE SHUTTER FLUSHED DOOR |
| D2 | 900 X 2400 | 00 MM | 2400 MM | SINGLE SHUTTER FLUSHED DOOR |
| D3 | 750 X 2400 | 00 MM | 2400 MM | SINGLE SHUTTER FLUSHED DOOR |
| D4 | 750 X 2400 | 00 MM | 2400 MM | DOUBLE SHUTTER FLUSHED DOOR |
| SD1 | 900 X 2400 | 00 MM | 2400 MM | DOUBLE SHUTTER FIRE RATED DOOR |
| SD1A | 900 X 2400 | 00 MM | 2400 MM | DOUBLE SHUTTER LOUVERED DOOR |
| SD2 | 1800 X 2400 | 00 MM | 2400 MM | FOUR SHUTTER FIRE RATED DOOR |
| SD3 | 480 X 2400 | 00 MM | 2400 MM | SINGLE SHUTTER FIRE RATED DOOR |
| SD4 | 1200 X 2400 | 00 MM | 2400 MM | DOUBLE SHUTTER LOUVERED DOOR |
| SD5 | 600 X 2400 | 00 MM | 2400 MM | SINGLE SHUTTER FIRE RATED DOOR |
| SD6 | 750 X 2400 | 00 MM | 2400 MM | SINGLE SHUTTER FIRE RATED DOOR |
| V4 | 750 X 2400 | 00 MM | 2400 MM | SINGLE SHUTTER LOUVER DOOR |
| V1 | 600 X 1200 | 1200 MM | 2400 MM | LOUVERED WINDOW |
| V2 | 480 X 1200 | 1200 MM | 2400 MM | LOUVERED WINDOW |
| V3 | 510 X 1200 | 1200 MM | 2400 MM | LOUVERED WINDOW |
| V1A | 760 X 2000 | 400 MM | 2400 MM | LOUVERED ACCESSIBLE DOOR / WINDOW |


ARCHITECT:
**VIKAS AHLAWAT ARCHITECTS**
ARCHITECTURE, INTERIOR & PLANNING
Unit No.303,Ninex Time Center, Suncity,Sector.-54,Golf Course Road,Gurgaon
O :- 0124-4264293 M:- 9-9899158498 Mail :- ar.vikas.ahlawat@gmail.com

MEP CONSULTANT:
**SANELAC CONSULTANTS PVT LTD.**
C-64/2, Okhla Industrial Area, Phase II, New Delhi, Delhi 110020. Tel. 011 40503959

STRUCTURAL CONSULTANT:
**VITNTECH CONSULTANTS**
CONSULTANT ENGINEERS & PROJECT MANAGERS
C-35, Pamposh Enclave, Great Kailash-I, New Delhi-1100 48.
Tel. 43141516, Fax. 26296767 Email :-vintech@vintechconsultants.com


CLIENT:
WHITELAND
**M/s. Whiteland Corporation Private Limited.**

DESIGN CONSULTANT :
**Architect Hafeez Contractor**
29 Bank Street, Fort, Mumbai 400 023 Tel : 2266 1920

Project:
PROPOSED BUILDING PLAN FOR GROUP HOUSING COLONY AN AREA MEASURING 5.785 ACRES UNDER TOD POLICY DATED 09.02.2016(LICENCE NO. 92 OF 2022 DATED 12.07.2022) IN SECTOR- 76, GURUGRAM (G.M.U.C.)BEING DEVELOPED BY WHITELAND CORPORATION PVT. LTD.

Drawing Title:
BASEMENT 03 PLAN
WITH AREA CALCULATION
TOWER-5,6,7,& 8

Scale: 1:250(A1)
DATE = NOV-2022
SHEET NO. S2-B-3
North:

OWNERS SIGNATURE:-
For Whiteland Corporation Private Limited
Authorised Signatory

ARCHITECT SIGNATURE:-
Ar. VIKAS AHLAWAT
CA/2013/32223

A.T.P. (HQ) Member B.P.A.C.
S.T.P. (HQ) Member Section B.P.A.C.
S.T.P. (G) Member B.P.A.C.
C.T.P. (T.M.) Chairman B.P.A.C.
TO BE READ WITH THIS OFFICE MEMO NO.: DATED:
P.A.
Ram Avtar Bassi JD(HQ)
Building plans are seen as per Public Health Services
GMDA