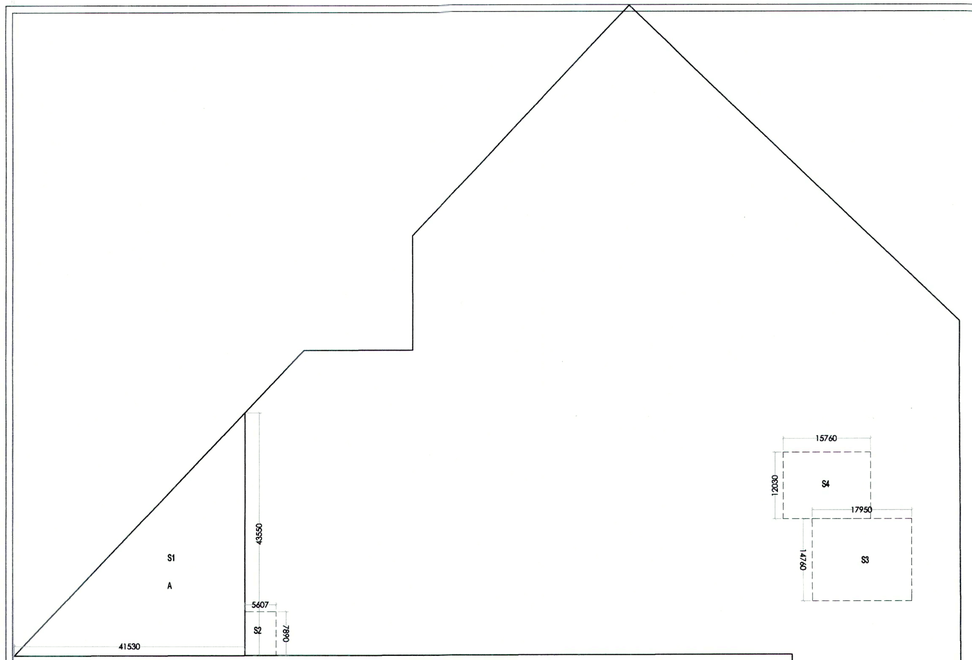

BASEMENT 2 AREA DIAGRAM

BASEMENT -02 AREA DETAILS					
ADDITIONS					
S.N.O.	NO.	PREFIX	LENGTH	BREATH	AREA
BASEMENT 03 AREA					11165.668
A	1	0.5	41.530	43.550	904.316
TOAL ADDITION					12069.984
TOTAL BASEMENT -02 AREA					12069.984

BASEMENT 2 NO. OF PARKING = 239

BASEMENT -02 AREA UNDER SERVICES					
ADDITIONS					
S.N.O.	NO.	PREFIX	LENGTH	BREATH	AREA
BASEMENT 3 AREA UNDER SERVICES					1748.973
S1	1	0.5	41.530	43.550	904.316
S2	1	1	5.607	7.890	44.239
S3	1	1	17.950	14.760	264.942
S4	1	1	15.760	12.030	189.593
TOTAL BASEMENT 2AREA UNDER SERVICES					3152.063

BASEMENT - 02 AREA LEFT FOR PARKING					
ADDITIONS					
S.N.O.	NO.	PREFIX	LENGTH	BREATH	AREA
BASEMENT 2 AREA					12069.984
DEDUCTION					
S.N.O.	NO.	PREFIX	LENGTH	BREATH	AREA
BASEMENT 2 AREA UNDER SERVICES					3152.063
TOTAL BASEMENT 2 AREA LEFT FOR PARKING					8917.921

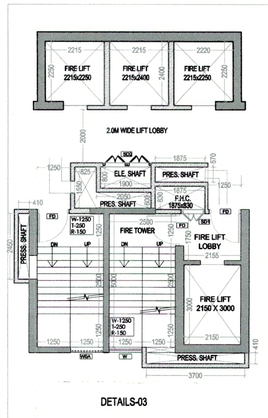

DETAILS-03

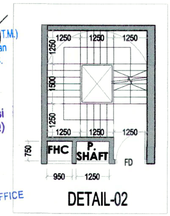

DETAIL-02

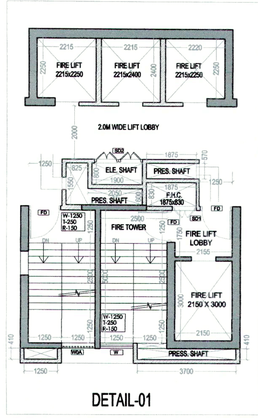

DETAIL-01

LEGEND:–

①	Ⓐ	100Ø DRAIN PIPE WITH 150X150mm CUTOUT IN FLOOR
②		80Ø SUMP RISER
③		CUTOUT (150X150mm)
④		300mm WIDE DRAIN CHANNEL
⑤		SEWRAGE SUMP
⑥		DRAINAGE SUMP

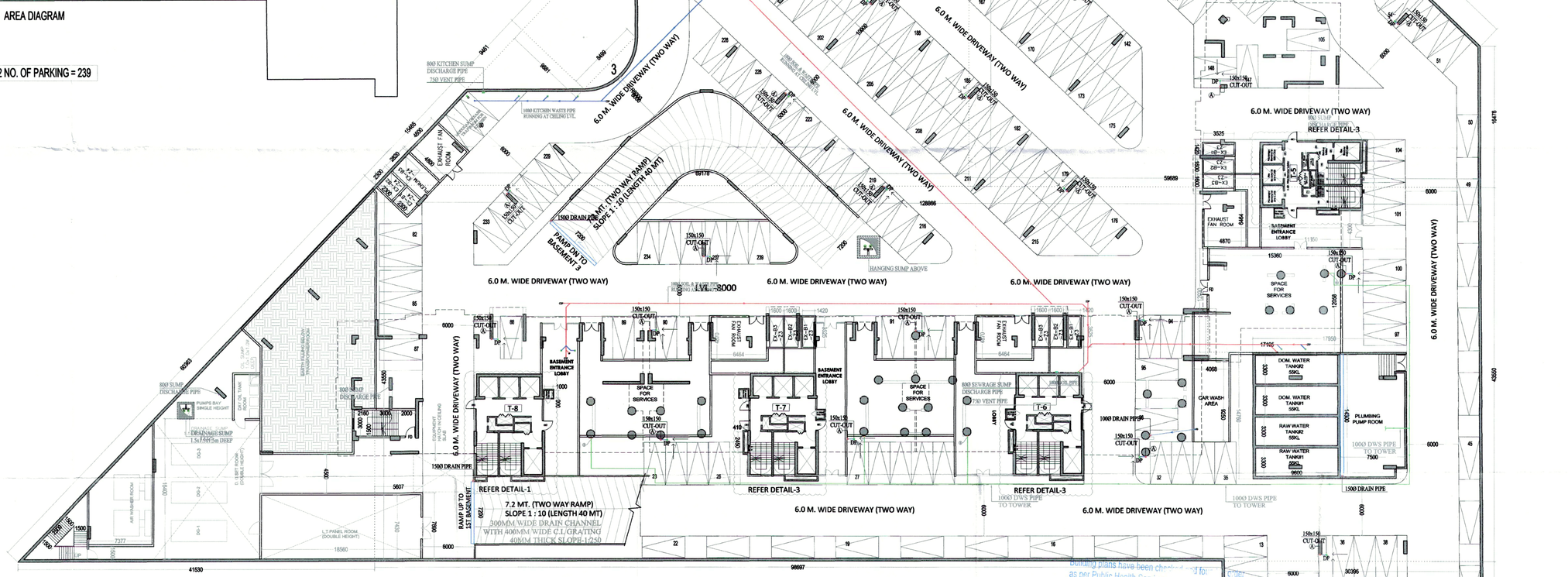

Building plans have been checked for compliance as per Public Health Services ... view

NOTES:
- FD,FD1,FD2, ARE 2HR FIRE RATED
- ALL INTERNAL AND EXTERNAL WALLS ARE R.C.C.

STRUCTURAL MEMBER

NON STRUCTURAL MEMBER

- ALL INTERNAL WALLS ARE OF 100MM AND EXTERNAL WALLS 150MM NON STRUCTURAL.
- W.C. ARE ARTIFICIALLY LIT AND MECHANICALLY VENTILATED.
- BASEMENT IS FULLY FIRE SPRINKLERED & MECHANICALLY VENTILATED AND ARTIFICIALLY LITE.

DOOR / WINDOW SCHEDULE				
NO.	SIZE	SILL LEVEL	LINTEL LVL	REMARK
FD	1200 X 2400	00 MM	2400 MM	SINGLE SHUTTER FIRE RATED DOOR
D0	1500 X 1500	00 MM	2400 MM	SINGLE SHUTTER FIRE RATED DOOR
D1	1200 X 2400	00 MM	2400 MM	SINGLE SHUTTER FLUSHED DOOR
D2	900 X 2400	00 MM	2400 MM	SINGLE SHUTTER FLUSHED DOOR
D3	750 X 2400	00 MM	2400 MM	SINGLE SHUTTER FLUSHED DOOR
D4	750 X 2400	00 MM	2400 MM	DOUBLE SHUTTER FLUSHED DOOR
SD1	900 X 2400	00 MM	2400 MM	DOUBLE SHUTTER FIRE RATED DOOR
SD1A	900 X 2400	00 MM	2400 MM	DOUBLE SHUTTER LOUVERED DOOR
SD2	1800 X 2400	00 MM	2400 MM	FOUR SHUTTER FIRE RATED DOOR
SD3	480 X 2400	00 MM	2400 MM	SINGLE SHUTTER FIRE RATED DOOR
SD4	1200 X 2400	00 MM	2400 MM	DOUBLE SHUTTER LOUVERED DOOR
SD5	600 X 2400	00 MM	2400 MM	SINGLE SHUTTER FIRE RATED DOOR
SD6	750 X 2400	00 MM	2400 MM	SINGLE SHUTTER FIRE RATED DOOR
V4	750 X 2400	00 MM	2400 MM	SINGLE SHUTTER LOUVER DOOR
V1	600 X 1200	1200 MM	2400 MM	LOUVERED WINDOW
V2	440 X 1200	1200 MM	2400 MM	LOUVERED WINDOW
V3	510 X 1200	1200 MM	2400 MM	LOUVERED WINDOW
V1A	750 X 2000	400 MM	2400 MM	LOUVERED ACCESSIBLE DOOR / WINDOW

ARCHITECT:
VIKAS AHLAWAT ARCHITECTS
ARCHITECTURE, INTERIOR & PLANNING
Unit No.303,Ninex Time Center, Suncity,Sector -54,Golf Course Road,Gurgaon
O : 0124-4264262 M:- 9466615846 Mail :- ar.vikas.ahlawat@gmail.com

MEP CONSULTANT:
SANELAC CONSULTANTS PVT LTD.
C-64/2, Okhla Industrial Area, Phase II, New Delhi, Delhi 110020. Tel. 011 40503959

STRUCTURAL CONSULTANT:
VITINTECH CONSULTANTS
CONSULTANT ENGINEERS & PROJECT MANAGERS
C-35, Pamposh Enclave, Great Kailash-I, New Delhi-1100148.
Tel. 4314151 6, Fax. 26296767 Email :-vintech@vitintechconsultants.com

CLIENT:
WHITELAND
M/s. Whiteland Corporation Private Limited.

DESIGN CONSULTANT :
Architect Hafeez Contractor
29 Bank Street, Fort, Mumbai 400 023 Tel : 2266 1920

Project:
PROPOSED BUILDING PLAN FOR GROUP HOUSING COLONY AN AREA MEASURING 5.785 ACRES UNDER TOD POLICY DATED 09.02.2016(LICENCE NO. 92 OF 2022 DATED 12.07.2022) IN SECTOR- 76, GURUGRAM (G.M.U.C.)BEING DEVELOPED BY WHITELAND CORPORATION PVT. LTD.

Drawing Title:
BASEMENT 02 PLAN
WITH AREA CALCULATION
TOWER-5,6,7,& 8

Scale: 1:250(A1)
DATE = NOV-2022
SHEET NO. S2-B-2
North:

OWNERS SIGNATURE:-
For Whiteland Corporation Private Limited
Authorised Signatory

ARCHITECT SIGNATURE:-
Ar. VIKAS AHLAWAT
CA/2013/35223

S.T.P (HQ) Member B.P.A.C.
S.T.P (HQ) Member Secretary B.P.A.C.
S.T.P (G) Member B.P.A.C.
C.T.P (T.M.) Chairman B.P.A.C.
Ram Avtar Bassi JD(HQ)
SANCTIONED TO BE READ WITH THIS OFFICE MEMO NO.: DATED
J.D.
P.A.
C.T.P.