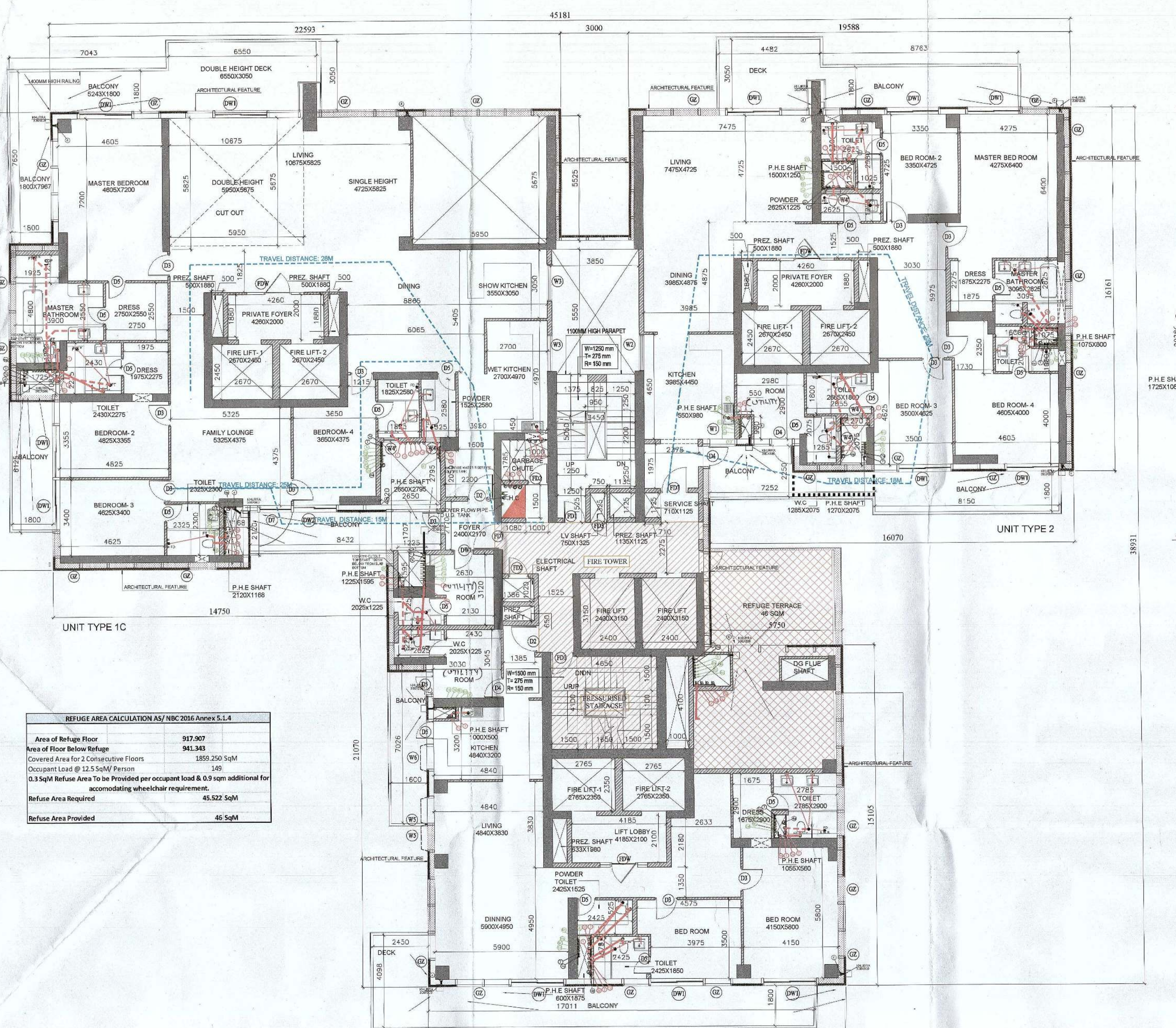

45181
22593
3000
19588
DOUBLE HEIGHT DECK 6550X3050
BALCONY 5243X1800
LIVING 10675X5825
DOUBLE HEIGHT 5950X5675
SINGLE HEIGHT 4725X5825
CUT OUT
MASTER BEDROOM 4605X7200
BALCONY 1800X7967
MASTER BATHROOM 3900
DRESS 2750X2550
DRESS 1975X2275
PREZ. SHAFT 500X1880
PRIVATE FOYER 4260X2000
FIRE LIFT-1 2670X2450
FIRE LIFT-2 2670X2450
DINING
SHOW KITCHEN 3550X3050
WET KITCHEN 2700X4970
TOILET 2430X2275
BEDROOM-2 4825X3355
FAMILY LOUNGE 5325X4375
BEDROOM-4 3650X4375
BEDROOM-3 4625X3400
TOILET 1825X2580
POWDER 1525X2580
GARBAGE CHUTE
P.H.E SHAFT 2650X2795
TOILET 2325X2300
TRAVEL DISTANCE: 28M
TRAVEL DISTANCE: 25M
TRAVEL DISTANCE: 15M
TRAVEL DISTANCE: 18M
P.H.E SHAFT 2120X1168
P.H.E SHAFT 1725X1087
UNIT TYPE 1C
1100MM HIGH PARAPET
W=1250 mm T= 275 mm R= 150 mm
LV SHAFT 750X1325
PREZ. SHAFT 1135X1125
SERVICE SHAFT 710X1125
ELECTRICAL SHAFT
FIRE TOWER
FIRE LIFT 2400X3150
REFUGE TERRACE 46 SQM
DG FLUE SHAFT
PRESSURISED STAIRACSE
W=1500 mm T= 275 mm R= 150 mm
FOYER 2400X2170
UTILITY ROOM
W.C 2025X1225
P.H.E SHAFT 1225X1595
KITCHEN 4840X3200
P.H.E SHAFT 1000X500
LIVING 4840X3830
FIRE LIFT-1 2765X2350
FIRE LIFT-2 2765X2350
LIFT LOBBY 4185X2100
PREZ. SHAFT 633X1980
POWDER TOILET 2425X1525
DINNING 5900X4950
DECK
BED ROOM 4150X5800
TOILET 2425X1850
TOILET 2785X2900
DRESS 1675X2900
P.H.E SHAFT 1055X560
P.H.E SHAFT 600X1875
BALCONY
UNIT TYPE 3B
LIVING 7475X4725
P.H.E SHAFT 1500X1250
POWDER 2625X1225
TOILET
BED ROOM-2 3350X4725
MASTER BED ROOM 4275X6400
DINING 3985X4875
KITCHEN 3985X4450
P.H.E SHAFT 550X980
ROOM (UTILITY)
TOILET 2665X1800
BED ROOM-3 3500X4625
BED ROOM-4 4605X4000
DRESS 1875X2275
MASTER BATHROOM 3095X2825
P.H.E SHAFT 1075X800
W.C 1285X2075
P.H.E SHAFT 1270X2075
UNIT TYPE 2
ARCHITECTURAL FEATURE
18386
38931

REFUGE AREA CALCULATION AS/ NBC 2016 Annex 5.1.4	
Area of Refuge Floor	917.907
Area of Floor Below Refuge	941.343
Covered Area for 2 Consecutive Floors	1859.250 SqM
Occupant Load @ 12.5 SqM/ Person	149
0.3 SqM Refuse Area To be Provided per occupant load & 0.9 sqm additional for accomodating wheelchair requirement.	
Refuse Area Required	45.522 SqM
Refuse Area Provided	46 SqM

① REFUGE FLOOR PLAN_ 15TH, 23RD, 31ST & 39TH -TR 1&2
1:100

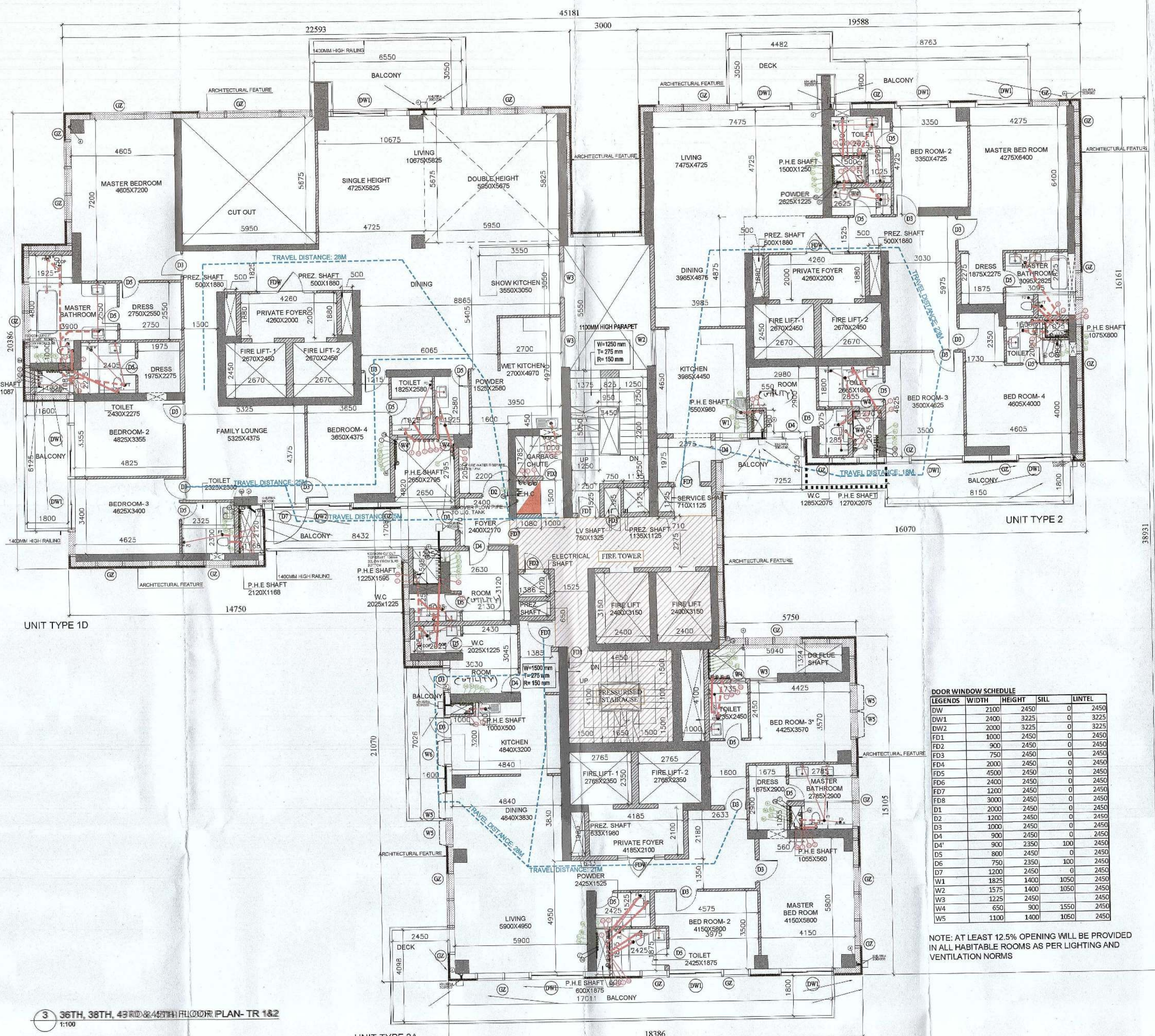

45181
22593
3000
19588
BALCONY
LIVING 10675X5825
SINGLE HEIGHT 4725X5825
DOUBLE HEIGHT 5950X5675
CUT OUT
MASTER BEDROOM 4605X7200
MASTER BATHROOM
DRESS 2750X2550
DRESS 1975X2275
PRIVATE FOYER 4260X2000
FIRE LIFT-1 2670X2450
FIRE LIFT-2 2670X2450
DINING
SHOW KITCHEN 3550X3050
WET KITCHEN 2700X4970
TOILET 2430X2275
BEDROOM-2 4825X3355
FAMILY LOUNGE 5325X4375
BEDROOM-4 3650X4375
BEDROOM-3 4625X3400
TOILET 1825X2580
POWDER 1525X2580
GARBAGE CHUTE
TRAVEL DISTANCE: 28M
TRAVEL DISTANCE: 25M
TRAVEL DISTANCE: 15M
TRAVEL DISTANCE: 18M
TRAVEL DISTANCE: 29M
TRAVEL DISTANCE: 21M
UNIT TYPE 1D
FIRE TOWER
FIRE LIFT 2400X3150
PRESSURISED STAIRACSE
DG FLUE SHAFT
BED ROOM-3' 4425X3570
TOILET 2735X2450
KITCHEN 4840X3200
DINING 4840X3830
LIVING 5900X4950
PRIVATE FOYER 4185X2100
POWDER 2425X1525
BED ROOM-2 4150X5800
MASTER BED ROOM 4150X5800
MASTER BATHROOM 2785X2900
TOILET 2425X1875
DECK
UNIT TYPE 3A
LIVING 7475X4725
BED ROOM-2 3350X4725
MASTER BED ROOM 4275X6400
BED ROOM-3 3500X4625
BED ROOM-4 4605X4000
UNIT TYPE 2
18386
38931

③ 36TH, 38TH, 43RD & 45TH FLOOR PLAN- TR 1&2
1:100

DOOR WINDOW SCHEDULE				
LEGENDS	WIDTH	HEIGHT	SILL	LINTEL
DW	2100	2450	0	2450
DW1	2400	3225	0	3225
DW2	2000	3225	0	3225
FD1	1000	2450	0	2450
FD2	900	2450	0	2450
FD3	750	2450	0	2450
FD4	2000	2450	0	2450
FD5	4500	2450	0	2450
FD6	2400	2450	0	2450
FD7	1200	2450	0	2450
FD8	3000	2450	0	2450
D1	2000	2450	0	2450
D2	1200	2450	0	2450
D3	1000	2450	0	2450
D4	900	2450	0	2450
D4'	900	2350	100	2450
D5	800	2450	0	2450
D6	750	2350	100	2450
D7	1200	2450	0	2450
W1	1825	1400	1050	2450
W2	1575	1400	1050	2450
W3	1225	2450		2450
W4	650	900	1550	2450
W5	1100	1400	1050	2450

NOTE: AT LEAST 12.5% OPENING WILL BE PROVIDED IN ALL HABITABLE ROOMS AS PER LIGHTING AND VENTILATION NORMS

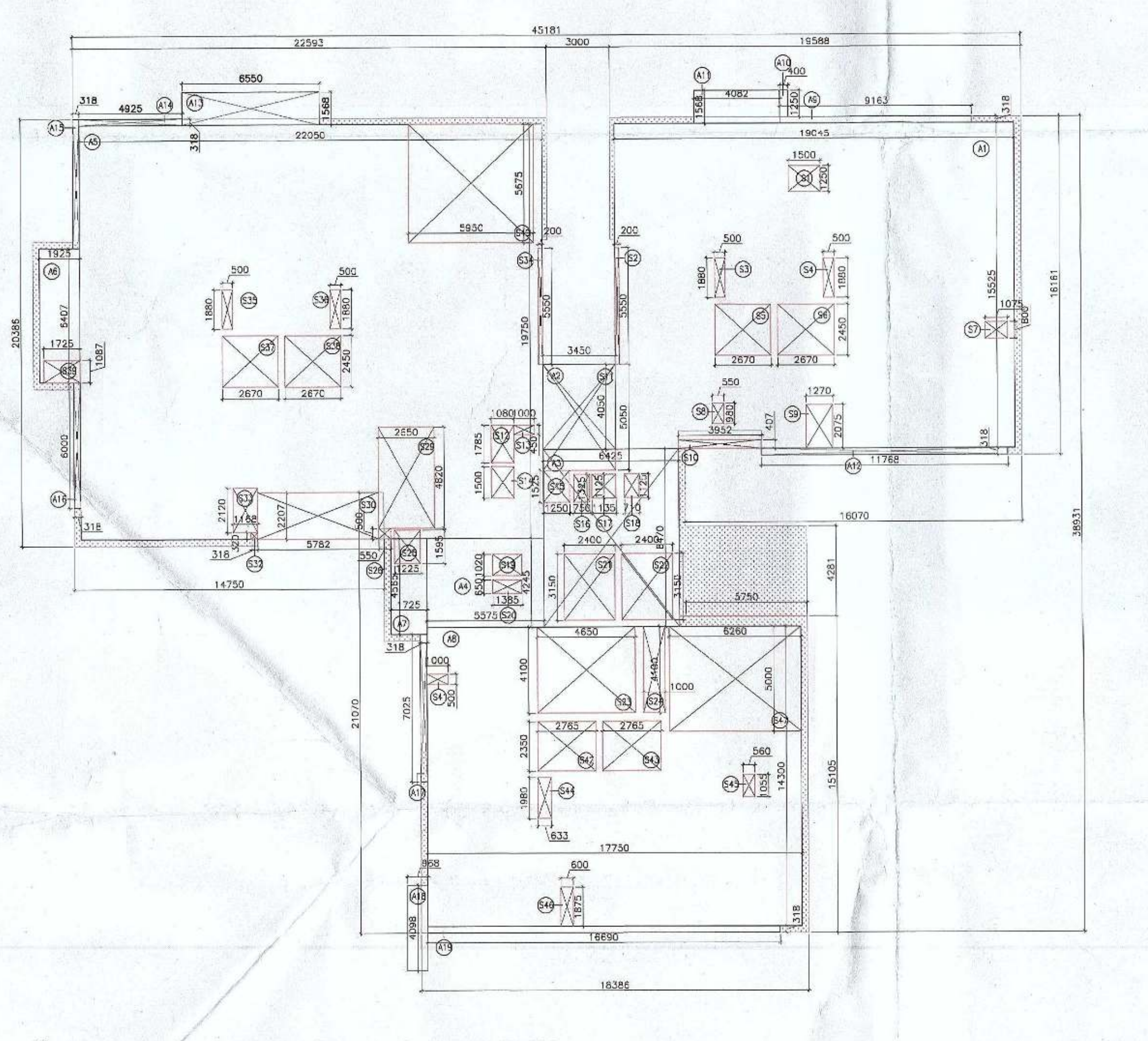

45181
22593
3000
19588
A1
A5
A6
A8
A13
A14
A16
A18
A19
S1
S5
S6
S21
S22
S23
S40
S47
16070
14750
17750
16690
18386
20386
38931

② REFUGE FLOOR AREA_ 15TH, 23RD, 31ST & 39TH -TR 1&2
1:200

TR - 1/2					
REFUGE FLOOR (15TH, 23RD, 31ST & 39TH) GROSS AREA					
Additions					
Description	Length (mm)	Breadth (mm)	Area (sqm)	No. of figures	Total Area (sqm)
Area of rectangle A1	19045	15525	295.674	1	295.674
Area of rectangle A2	3450	4050	13.973	1	13.973
Area of rectangle A3	6425	8470	54.420	1	54.420
Area of rectangle A4	5575	4245	23.666	1	23.666
Area of rectangle A5	22050	19750	435.488	1	435.488
Area of rectangle A6	1925	6407	12.333	1	12.333
Area of rectangle A7	1725	4565	7.875	1	7.875
Area of rectangle A8	17750	14300	253.825	1	253.825
Area of rectangle A9	9163	318	2.914	1	2.914
Area of rectangle A10	400	1250	0.500	1	0.500
Area of rectangle A11	4082	1568	6.401	1	6.401
Area of rectangle A12	11768	318	3.742	1	3.742
Area of rectangle A13	6550	1568	10.270	1	10.270
Area of rectangle A14	4922	318	1.565	1	1.565
Area of rectangle A15	318	6168	1.961	1	1.961
Area of rectangle A16	318	6000	1.908	1	1.908
Area of rectangle A17	318	7025	2.234	1	2.234
Area of rectangle A18	968	4098	3.967	1	3.967
Area of rectangle A19	16690	318	5.307	1	5.307
Total of all additions 'A'					1138.022
REFUGE FLOOR CUTOUT AREAS					
Deductions					
Description	Length (mm)	Breadth (mm)	Area (sqm)	No. of figures	Total Area (sqm)
Area of rectangle S1	1500	1250	1.875	1	1.875
Area of rectangle S2	200	5550	1.110	1	1.110
Area of rectangle S3	500	1880	0.940	1	0.940
Area of rectangle S4	500	1880	0.940	1	0.940
Area of rectangle S5	2670	2450	6.542	1	6.542
Area of rectangle S6	2670	2450	6.542	1	6.542
Area of rectangle S7	1075	800	0.860	1	0.860
Area of rectangle S8	550	980	0.539	1	0.539
Area of rectangle S9	1270	2075	2.635	1	2.635
Area of rectangle S10	3952	407	1.608	1	1.608
Area of rectangle S11	3450	5050	17.423	1	17.423
Area of rectangle S12	1080	1785	1.928	1	1.928
Area of rectangle S13	1000	450	0.450	1	0.450
Area of rectangle S14	1080	1500	1.620	1	1.620
Area of rectangle S15	1250	1525	1.906	1	1.906
Area of rectangle S16	750	1325	0.994	1	0.994
Area of rectangle S17	1135	1125	1.277	1	1.277
Area of rectangle S18	710	1125	0.799	1	0.799
Area of rectangle S19	1385	1020	1.413	1	1.413
Area of rectangle S20	1385	650	0.900	1	0.900
Area of rectangle S21	2400	3150	7.560	1	7.560
Area of rectangle S22	2400	3150	7.560	1	7.560
Area of rectangle S23	4650	4100	19.065	1	19.065
Area of rectangle S24	1000	4100	4.100	1	4.100
Area of rectangle S25	1225	1595	1.954	1	1.954
Area of rectangle S26	550	500	0.275	1	0.275
Area of rectangle S29	2650	4820	12.773	1	12.773
Area of rectangle S30	5782	2207	12.761	1	12.761
Area of rectangle S32	318	320	0.102	1	0.102
Area of rectangle S33	1168	2120	2.476	1	2.476
Area of rectangle S34	200	5550	1.110	1	1.110
Area of rectangle S35	500	1880	0.940	1	0.940
Area of rectangle S36	500	1880	0.940	1	0.940
Area of rectangle S37	2670	2450	6.542	1	6.542
Area of rectangle S38	2670	2450	6.542	1	6.542
Area of rectangle S39	1725	1087	1.875	1	1.875
Area of rectangle S40	5950	5675	33.766	1	33.766
Area of rectangle S41	1000	500	0.500	1	0.500
Area of rectangle S42	2765	2350	6.498	1	6.498
Area of rectangle S43	2765	2350	6.498	1	6.498
Area of rectangle S44	633	1980	1.253	1	1.253
Area of rectangle S45	560	1055	0.591	1	0.591
Area of rectangle S46	600	1875	1.125	1	1.125
Area of rectangle S47	6260	5000	31.300	1	31.300
Total of all additions 'B'					220.404
NET FAR AREA= A-B					917.618

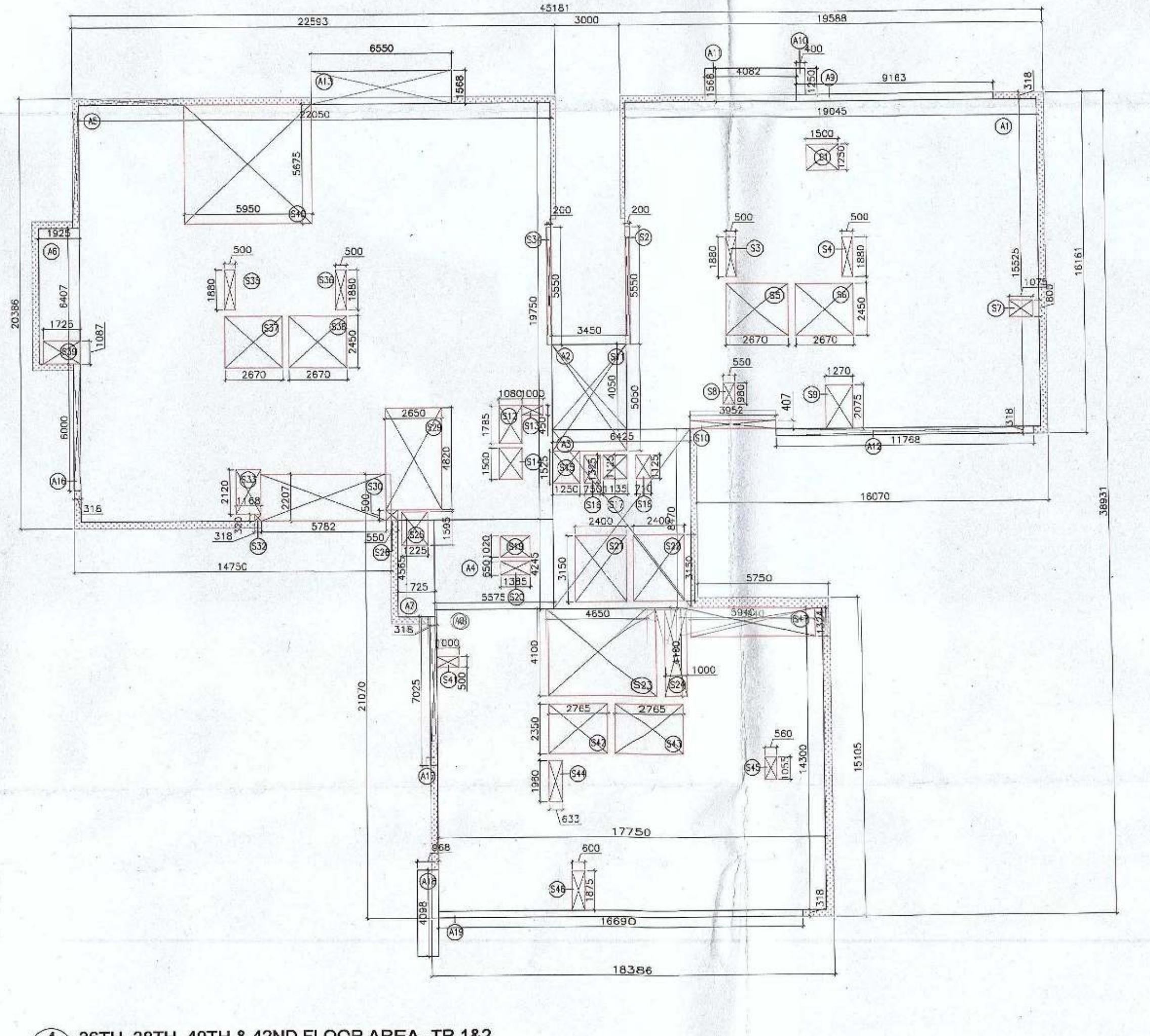

45181
22593
3000
19588
A1
A5
A6
A8
A13
A16
A18
A19
S1
S5
S6
S21
S22
S23
S40
S47
16070
14750
17750
16690
18386
20386
38931

④ 36TH, 38TH, 40TH & 42ND FLOOR AREA- TR 1&2
1:200

TR - 1/2					
36TH, 38TH, 43RD & 45TH FLOOR GROSS AREA					
Additions					
Description	Length (mm)	Breadth (mm)	Area (sqm)	No. of figures	Total Area (sqm)
Area of rectangle A1	19045	15525	295.674	1	295.674
Area of rectangle A2	3450	4050	13.973	1	13.973
Area of rectangle A3	6425	8470	54.420	1	54.420
Area of rectangle A4	5575	4245	23.666	1	23.666
Area of rectangle A5	22050	19750	435.488	1	435.488
Area of rectangle A6	1925	6407	12.333	1	12.333
Area of rectangle A7	1725	4565	7.875	1	7.875
Area of rectangle A8	17750	14300	253.825	1	253.825
Area of rectangle A9	9163	318	2.914	1	2.914
Area of rectangle A10	400	1250	0.500	1	0.500
Area of rectangle A11	4082	1568	6.401	1	6.401
Area of rectangle A12	11768	318	3.742	1	3.742
Area of rectangle A13	6550	1568	10.270	1	10.270
Area of rectangle A16	318	6000	1.908	1	1.908
Area of rectangle A17	318	7025	2.234	1	2.234
Area of rectangle A18	968	4098	3.967	1	3.967
Area of rectangle A19	16690	318	5.307	1	5.307
Total of all additions 'A'					1134.496
36TH, 38TH, 43RD & 45TH FLOOR CUTOUT AREAS					
Deductions					
Description	Length (mm)	Breadth (mm)	Area (sqm)	No. of figures	Total Area (sqm)
Area of rectangle S1	1500	1250	1.875	1	1.875
Area of rectangle S2	200	5550	1.110	1	1.110
Area of rectangle S3	500	1880	0.940	1	0.940
Area of rectangle S4	500	1880	0.940	1	0.940
Area of rectangle S5	2670	2450	6.542	1	6.542
Area of rectangle S6	2670	2450	6.542	1	6.542
Area of rectangle S7	1075	800	0.860	1	0.860
Area of rectangle S8	550	980	0.539	1	0.539
Area of rectangle S9	1270	2075	2.635	1	2.635
Area of rectangle S10	3952	407	1.608	1	1.608
Area of rectangle S11	3450	5050	17.423	1	17.423
Area of rectangle S12	1080	1785	1.928	1	1.928
Area of rectangle S13	1000	450	0.450	1	0.450
Area of rectangle S14	1080	1500	1.620	1	1.620
Area of rectangle S15	1250	1525	1.906	1	1.906
Area of rectangle S16	750	1325	0.994	1	0.994
Area of rectangle S17	1135	1125	1.277	1	1.277
Area of rectangle S18	710	1125	0.799	1	0.799
Area of rectangle S19	1385	1020	1.413	1	1.413
Area of rectangle S20	1385	650	0.900	1	0.900
Area of rectangle S21	2400	3150	7.560	1	7.560
Area of rectangle S22	2400	3150	7.560	1	7.560
Area of rectangle S23	4650	4100	19.065	1	19.065
Area of rectangle S24	1000	4100	4.100	1	4.100
Area of rectangle S25	1225	1595	1.954	1	1.954
Area of rectangle S26	550	500	0.275	1	0.275
Area of rectangle S29	2650	4820	12.773	1	12.773
Area of rectangle S30	5782	2207	12.761	1	12.761
Area of rectangle S32	318	320	0.102	1	0.102
Area of rectangle S33	1168	2120	2.476	1	2.476
Area of rectangle S34	200	5550	1.110	1	1.110
Area of rectangle S35	500	1880	0.940	1	0.940
Area of rectangle S36	500	1880	0.940	1	0.940
Area of rectangle S37	2670	2450	6.542	1	6.542
Area of rectangle S38	2670	2450	6.542	1	6.542
Area of rectangle S39	1725	1087	1.875	1	1.875
Area of rectangle S40	5950	5675	33.766	1	33.766
Area of rectangle S41	1000	500	0.500	1	0.500
Area of rectangle S42	2765	2350	6.498	1	6.498
Area of rectangle S43	2765	2350	6.498	1	6.498
Area of rectangle S44	633	1980	1.253	1	1.253
Area of rectangle S45	560	1055	0.591	1	0.591
Area of rectangle S46	600	1875	1.125	1	1.125
Area of rectangle S47	5940	1324	7.865	1	7.865
Total of all additions 'B'					196.969
NET FAR AREA= A-B					937.527

▨ FIRE TOWER

SYMBOL	DESCRIPTION
━	100Ø SOIL & VENT PIPE
═	100Ø WASTE & VENT PIPE
● F.T.	FLOOR TRAP 100x100mmDIA WITH 125mm GRATING
● FD	FLOOR DRAIN 100x50mmDIA WITH GRATING
☐	KHURRA

LEGEND SYMBOL	DESCRIPTION
①	100Ø SOIL & VENT PIPE
(1a)	100Ø SOIL ASP PIPE
②	100Ø WASTE & VENT PIPE
(2a)	100Ø WASTE ASP PIPE
③	100Ø WASTE &VENT PIPE FOR (KITCHEN & PANTRY)
(3a)	100ØWASTE ASP PIPE FOR (KITCHEN & PANTRY)
④	110 OD RAIN WATER BALCONY PIPE
(4a)	160 OD uPVC SWR RAIN WATER TERRACE PIPE
⑤	50Ø CWS G.I RISER PIPE FROM PLANT ROOM TO TERRACE OHT
(5a)	40Ø FWS G.I RISER PIPE FROM PLANT ROOM TO TERRACE OHT
⑥	CWS G.I DN.TANK PIPE FOR 8th TO GR. FLOOR
(6a)	CWS G.I DN.TAKE PIPE FOR 15th TO 9th FLOOR
(6b)	CWS G.I DN.TAKE PIPE FOR 23th TO 16th FLOOR
(6c)	CWS G.I DN.TAKE PIPE FOR 31th TO 24th FLOOR
(6d)	CWS G.I DN.TAKE PIPE FOR 39th TO 32th FLOOR
(6e)	CWS G.I DN.TAKE PIPE FOR 48th TO 40th FLOOR
(6f)	CWS G.I PIPE FOR 50th TO 49th (HYDRO SYSTEM)
⑦	FWS G.I DN TAKE PIPE FOR 50th TO 25th FLOOR
(7a)	FWS G.I DN TAKE PIPE FOR 25th TO GR. FLOOR
⑧	150Ø MS FIRE PIPE
⑨	150Ø MS FIRE SPRINKLER PIPE
⑩	80Ø SPRINKLER DRAIN PIPE

FOR APPROVAL AND STAMPING :- -

This is a "PROVISIONAL BUILDING PLAN" approved only for the purpose of inviting objections from the general public

Architect(HQ)
HSharma
STP(HQ) Member Secretary BPAC
STP(G) Member BPAC
[redacted]

Ram Avtar Bassi
AD(HQ)
DD(HQ) Member BPAC
DHL
JD
PA

TO BE READ WITH THIS OFFICE
MEMO NO.: 2812
DATED: 02/02/2022

ARCHITECT

MORPHOGENESIS
N 85B, Panchsheel park,
New Delhi 110017, India
TEL: 91 11 41828070 FAX: 91 11 26490351
E Mail: studio@morphogenesis.org

NOTES:
- ALL LIFTS SHALL HAVE 100% POWER BACK-UP.
- ALL ELECTRICAL INSTALLATIONS SHALL BE AS PER PROVISION OF NBC.
- FIRE-FIGHTING / SAFETY PROVISIONS WILL BE AS PER RELEVANT NBC PROVISIONS.
- BASEMENT AREA SHALL HAVE MECHANICALLY VENTILATED AS PER RELEVANT CODE.
- ALL TOILETS ARE VENTILATED AS PER HARYANA BUILDING CODE 2017.
- BUILDING HAS AUTOMATIC SPRINKLER SYSTEM WHEREVER REQUIRED BY NBC.
- BUILDING WILL BE DESIGNED (STRUCTURES) AS PER RELEVANT I.S. CODES FOR EARTHQUAKE RESISTANCE.
- SOLAR PANELS OF REQUIRED CAPACITY SHALL BE PROVIDED ON ROOF TOP AS PER HAREDA /ZONING NORMS.
- ONE EXTERNAL WALL TOWARDS BALCONY SIDE IN ANY ONE OF THE ROOMS IN RESIDENTIAL APARTMENT SHOULD BE IN 1 HR. FIRE RATED WITH PROVISION OF SPRINKLER ON INTERNAL SIDE OF THE SAME WALL.

KEY PLAN- ZONE 9

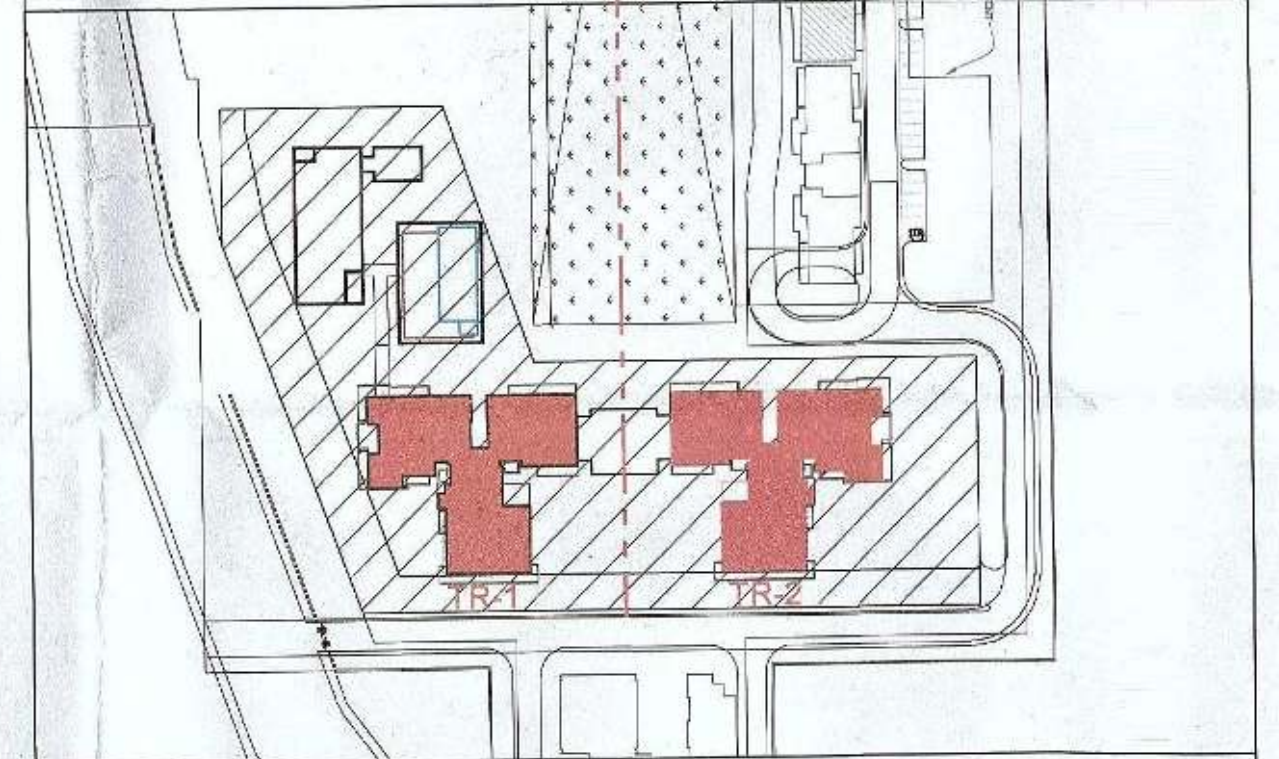

N
MIRROR AXIS
TR-1
TR-2

Owner's Signature :-

Architect's Signature :-

Abhishek Tiwari
Abhishek Tiwari
Council Of Architecture
Registration No CA/2011/52113

Clients :-

Revised Building Plans of Trump Towers (TR 1 & 2) for Group Housing Colony submitting herewith area measuring 56.05 acres (License No. 234 of 2007 dated 16.10.2007, 35 of 2010 dated 06.05.2010 and Licence No. 52 of 2009 dated 28.08.2009) in Sector - 65, Gurugram being developed by Manglam Multiplex Private limited.

TR 1 & 2
FLOOR PLANS & AREA DIAGRAMS
REFUGE FLOOR,36TH,38TH,43RD & 45TH FLOOR

Checked and found ok for Public Health (Internal) Services subject to comments in in forwarding letter No. SE(HQ)/994 DU. 16/11/
Superintending Engineer (HQ) HSVP, Panchkula

Date :
DECEMBER-2020

Drawing No. :
A-TR-01&02-P-04