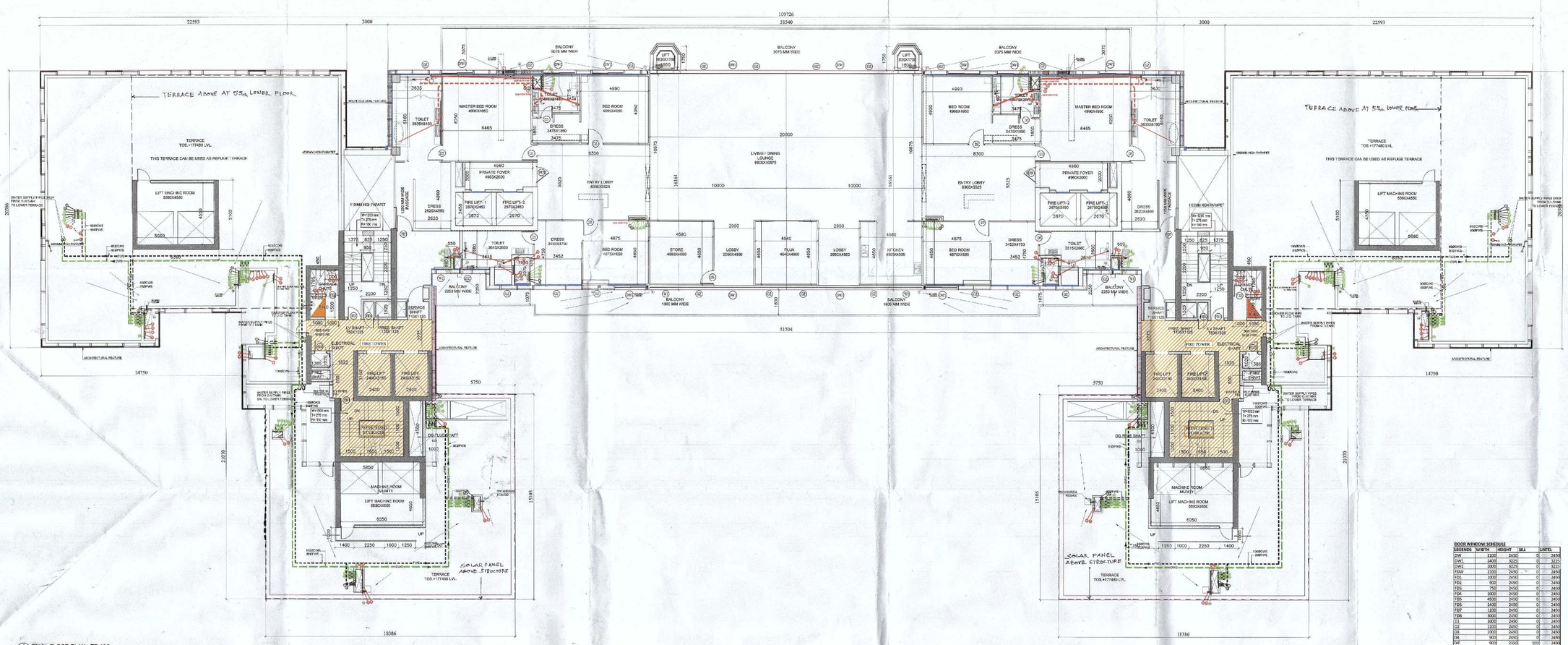

1 53rd FLOOR PLAN - TR 1&2
1:100

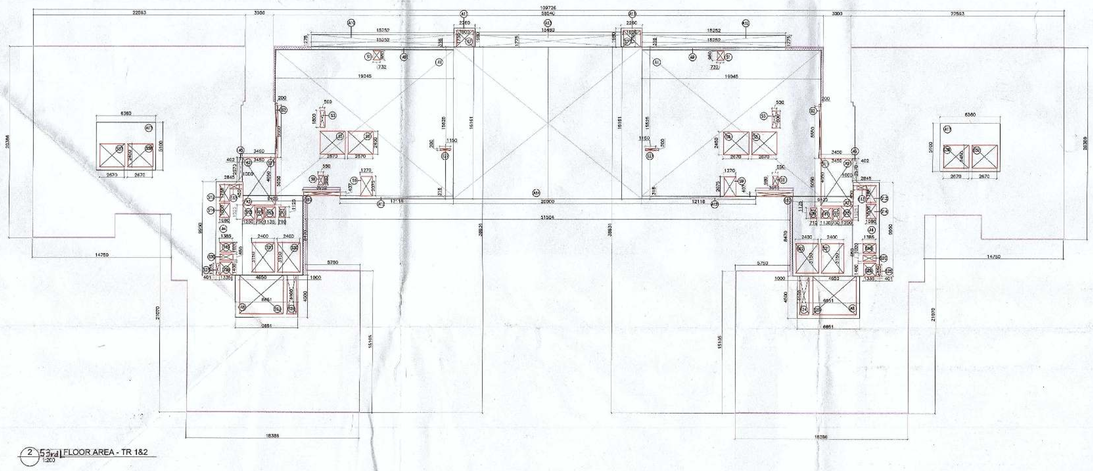

2 53rd FLOOR AREA - TR 1&2
1:200

53rd FLOOR - Non FAR Area					
Additions					
Description	Length (mm)	Breadth (mm)	Area (sqm)	No. of figures	Total Area (sqm)
Area of rectangle A17	6360	5100	32.436	1	32.436
		46			32.436
Terrace Non FAR Area					
Deductions					
Description	Length (mm)	Breadth (mm)	Area (sqm)	No. of figures	Total Area (sqm)
Area of rectangle S37	2670	2450	6.542	1	6.542
Area of rectangle S38	2670	2450	6.542	1	6.542
Total of all additions 'B'					13.083
NET NON FAR AREA= A-B					19.353

53rd FLOOR GROSS AREA					
Additions					
Description	Length (mm)	Breadth (mm)	Area (sqm)	No. of figures	Total Area (sqm)
Area of rectangle A1	19045	12525	285.574	2	571.147
Area of rectangle A2	3450	4050	13.972	2	27.945
Area of rectangle A3	8425	8470	54.420	2	108.840
Area of rectangle A4	2805	5950	28.308	2	56.616
Area of rectangle A5	402	2570	1.033	2	2.066
Area of rectangle A6	5855	4500	29.930	2	59.859
Area of rectangle A8	15252	318	4.850	2	9.700
Area of rectangle A10	15252	1275	19.446	2	38.893
Area of rectangle A11	2260	1980	4.475	2	8.950
Area of rectangle A12	17118	318	5.854	2	7.707
Area of rectangle A13	19489	1275	15.787	1	15.787
Area of rectangle A14	20090	16161	322.220	1	322.220
Total of all additions 'A'					1254.870
53RD FLOOR CUTOUT AREAS					
Deductions					
Description	Length (mm)	Breadth (mm)	Area (sqm)	No. of figures	Total Area (sqm)
Area of rectangle S1	732	989	0.727	2	1.455
Area of rectangle S2	200	5550	1.110	2	2.220
Area of rectangle S3	500	1800	0.900	2	1.800
Area of rectangle S5	2670	2450	6.542	2	13.083
Area of rectangle S6	2670	2450	6.542	2	13.083
Area of rectangle S7	1800	1750	3.15	2	6.30
Area of rectangle S8	550	980	0.539	2	1.078
Area of rectangle S9	2770	3075	2.85525	2	5.27050
Area of rectangle S10	3962	407	1.60845	2	3.21690
Area of rectangle S11	8450	5050	17.4225	2	34.8450
Area of rectangle S12	1080	1766	1.9078	2	3.8156
Area of rectangle S13	1800	450	0.45	2	0.90
Area of rectangle S14	1080	1650	1.62	2	3.24
Area of rectangle S15	1250	1525	1.90625	2	3.81250
Area of rectangle S16	750	1325	0.99375	2	1.99250
Area of rectangle S17	1135	1125	1.276875	2	2.553750
Area of rectangle S18	750	1325	0.99375	2	1.99250
Area of rectangle S19	1385	1020	1.4127	2	2.8254
Area of rectangle S20	1385	550	0.76202	2	1.50350
Area of rectangle S21	2400	3150	7.56	2	15.12
Area of rectangle S22	2400	3150	7.56	2	15.12
Area of rectangle S23	4600	4350	19.960	2	39.190
Area of rectangle S24	2000	4150	8.3	2	8.3
Area of rectangle S25	401	1225	0.49125	2	0.98250
Area of rectangle S26	1335	1450	1.9358	2	3.7160
Area of rectangle S27	1150	200	0.2300	2	0.4600
					186.65435
NET FAR AREA= A-B					1068.225

DOOR WINDOW SCHEDULE				
LEGENDS	WIDTH	HEIGHT	SILL	LINTEL
DW	2200	2450	0	2450
DW1	2400	3225	0	3225
DW2	2000	3225	0	3225
FDW	2300	2450	0	2450
FD1	1000	2450	0	2450
FD2	900	2450	0	2450
FD3	750	2450	0	2450
FD4	3000	2450	0	2450
FD5	4500	2450	0	2450
FD6	2400	2450	0	2450
FD7	1200	2450	0	2450
FD8	3000	2250	0	2450
D1	2000	2450	0	2450
D2	1200	2450	0	2450
D3	1000	2450	0	2450
D4	900	2450	0	2450
D4T	900	2150	300	2450
D5	800	2450	0	2450
D6	750	2350	100	2450
D7	1300	2450	0	2450
W1	1825	1400	1050	2450
W2	1575	1400	1050	2450
W3	1225	2450		2450
W4	650	900	1550	2450
W5	3300	1400	1050	2450
W6	3000	1400	1050	2450

GZ - AS / ELEVATION

NOTE: AT LEAST 12.5% OPENING WILL BE PROVIDED IN ALL HABITABLE ROOMS AS PER LIGHTING AND VENTILATION NORMS

FIRE TOWER

SYMBOL	DESCRIPTION
	100Ø SOIL & VENT PIPE
	100Ø WASTE & VENT PIPE
● F.T.	FLOOR TRAP 100x100mmDIA WITH 125mm GRATING
● FD	FLOOR DRAIN 100x50mmDIA WITH GRATING
	KHURRA

LEGEND	
SYMBOL	DESCRIPTION
1	100Ø SOIL & VENT PIPE
1a	100Ø SOIL ASP PIPE
2	100Ø WASTE & VENT PIPE
2a	100Ø WASTE ASP PIPE
3	100Ø WASTE &VENT PIPE FOR (KITCHEN & PANTRY)
3a	100ØWASTE ASP PIPE FOR (KITCHEN & PANTRY)
4	110 OD RAIN WATER BALCONY PIPE
4a	160 OD uPVC SWR RAIN WATER TERRACE PIPE
5	50Ø CWS G.I RISER PIPE FROM PLANT ROOM TO TERRACE OHT
5a	40Ø FWS G.I RISER PIPE FROM PLANT ROOM TO TERRACE OHT
6	CWS G.I DN.TANK PIPE FOR 8th TO GR. FLOOR
6a	CWS G.I DN.TAKE PIPE FOR 15th TO 9th FLOOR
6b	CWS G.I DN.TAKE PIPE FOR 23th TO 16th FLOOR
6c	CWS G.I DN.TAKE PIPE FOR 31th TO 24th FLOOR
6d	CWS G.I DN.TAKE PIPE FOR 39th TO 32th FLOOR
6e	CWS G.I DN.TAKE PIPE FOR 48th TO 40th FLOOR
6f	CWS G.I PIPE FOR 50th TO 49th (HYDRO SYSTEM)
7	FWS G.I DN TAKE PIPE FOR 50th TO 25th FLOOR
7a	FWS G.I DN TAKE PIPE FOR 25th TO GR. FLOOR
8	150Ø MS FIRE PIPE
9	150Ø MS FIRE SPRINKLER PIPE
10	80Ø SPRINKLER DRAIN PIPE

FOR APPROVAL AND STAMPING :-

This is a "PROVISIONAL BUILDING PLAN" approved only for the purpose of inviting objections from the general public

Member(HQ) STP(HQ) Member Secretary HPAC HPAC HPAC

Ram Avtar Bassi AD(HQ) DDT town HP

J.D. P.A.

TO BE READ WITH THIS OFFICE MEMO NO.: 2314 DATED: 08/02/2022

ARCHITECT

MORPHOGENESIS

N 85B, Panchsheel park,
New Delhi 110017, India
TEL: 91 11 41828070 FAX: 91 11 26490351
E Mail: studio@morphogenesis.org

NOTES:

- ALL LIFTS SHALL HAVE 100% POWER BACK-UP.
- ALL ELECTRICAL INSTALLATIONS SHALL BE AS PER PROVISION OF NBC.
- FIRE-FIGHTING / SAFETY PROVISIONS WILL BE AS PER RELEVANT NBC PROVISIONS.
- BASEMENT AREA SHALL HAVE MECHANICALLY VENTILATED AS PER RELEVANT CODE.
- ALL TOILETS ARE VENTILATED AS PER HARYANA BUILDING CODE 2017.
- BUILDING HAS AUTOMATIC SPRINKLER SYSTEM WHEREVER REQUIRED BY NBC.
- BUILDING WILL BE DESIGNED (STRUCTURES) AS PER RELEVANT I.S. CODES FOR EARTHQUAKE RESISTANCE.
- SOLAR PANELS OF REQUIRED CAPACITY SHALL BE PROVIDED ON ROOF TOP AS PER HAREDA /ZONING NORMS.
- ONE EXTERNAL WALL TOWARDS BALCONY SIDE IN ANY ONE OF THE ROOMS IN RESIDENTIAL APARTMENT SHOULD BE IN 1 HR. FIRE RATED WITH PROVISION OF SPRINKLER ON INTERNAL SIDE OF THE SAME WALL.

KEY PLAN- ZONE 9

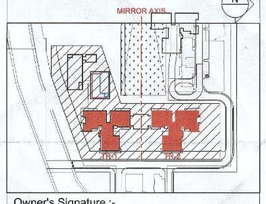

Owner's Signature :-

Architect's Signature :-

Abhishek Tiwari
Council Of Architecture
Registration No CA/2011/62013

Clients :-

Revised Building Plans of Tramp Towers (TR 1 & 2) for Group Housing Colony submitting herewith area measuring 56.05 acres (License No. 234 of 2007 dated 16.10.2007, 35 of 2010 dated 06.05.2010 and Licence No. 52 of 2009 dated 28.08.2009) in Sector - 65, Gurugram being developed by Manglam Multiplex Private Limited.

TR 1 & 2

FLOOR PLANS & AREA DIAGRAMS

53RD LOWER FLOOR

Checked and found ok for Public Health (Drainage) Service only subject to observants in forwarding letter No. A2(E) 1131 dt. 9/2/21

Date:

Additional Chief Engineer HSVP, Panchkula

Date:

DECEMBER-2020

Drawing No. :

A-TR-01&02-P-07A