VILLA-3

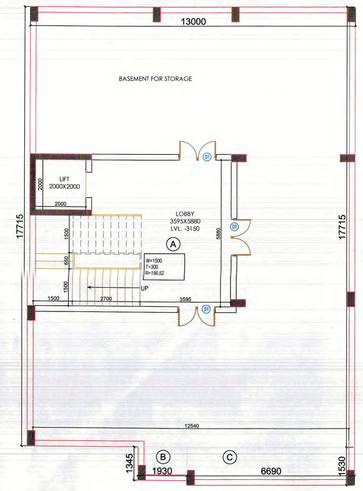

BASEMENT PLAN

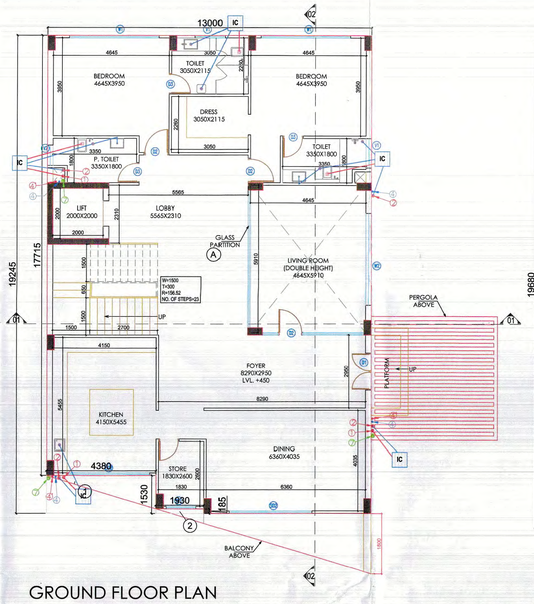

GROUND FLOOR PLAN

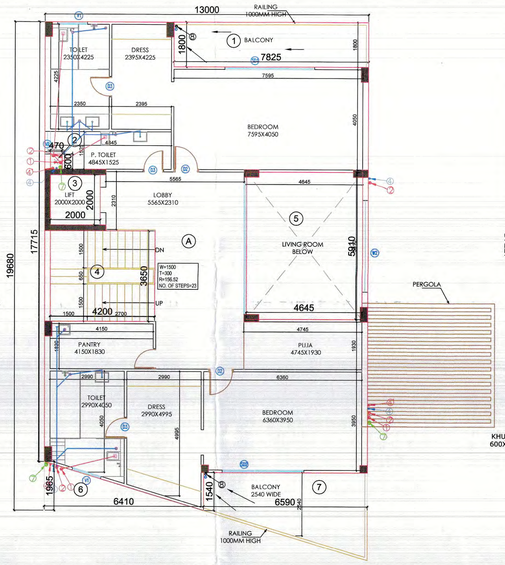

FIRST FLOOR PLAN

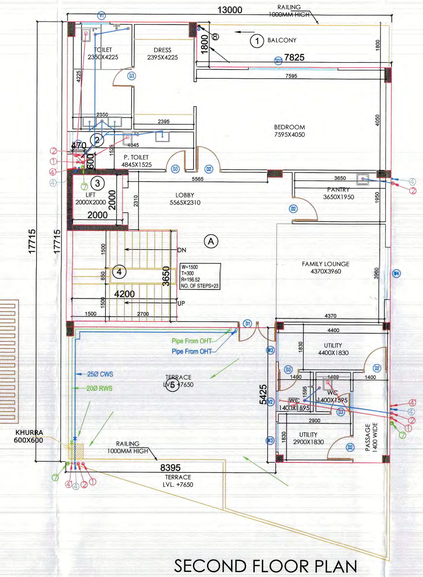

SECOND FLOOR PLAN

Checked and found ok for Public Health (Internal) Service only subject to comments in in forwarding letter No. SE(HQ)/.....DV.....)

Superintending Engineer (HQ)
for Chief Engineer-I
Haryana Shehri Vikas Pradhikarkula
(HQ)

This is a "PROVISIONAL BUILDING PLAN" approved only for the purpose of inviting objections from the general public

Rakesh Bansal ATP (HQ) — STP(HQ) Member Secretary BPAC — CHAIRMAN BPAC

TO BE READ WITH THIS OFFICE
No. DNO:
DATE:

JD — P.A — A.T.P.

DDA(HQ) Member Secretary — Ray Kuter Bansal AD(HQ)

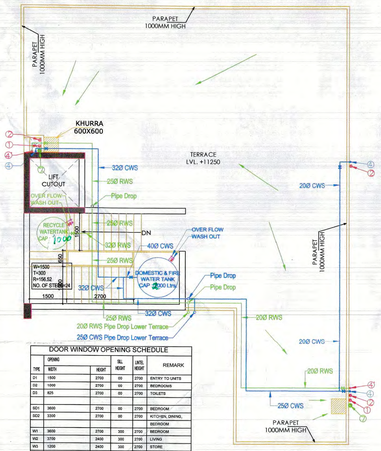

TERRACE PLAN

DOOR WINDOW OPENING SCHEDULE

TYPE	OPENING WIDTH	HEIGHT	SILL HEIGHT	LINTEL HEIGHT	REMARK
D1	1000	2700	00	2700	ENTRY TO UNITS
D2	1000	2700	00	2700	BEDROOMS
D3	800	2700	00	2700	TOILETS
D21	3000	2700	00	2700	BEDROOM
D22	3300	2700	00	2700	KITCHEN, DINING,
					BEDROOM
W1	3000	2700	300	2700	BEDROOM
W2	3700	2400	300	2700	LIVING
W3	1200	2400	300	2700	STORE
W4	2100	2400	300	2700	FAMILY LOUNGE
V1	1200	1050	1050	2700	TOILET
V2	800	1050	1050	2700	TOILET



BASEMENT AREA

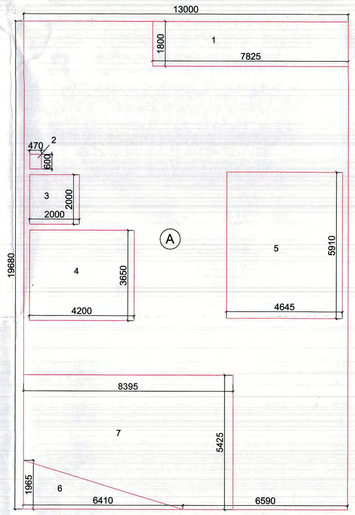

FIRST FLOOR AREA

ADDITIONS :-

A = 13.0 X 19.68 = 255.84 SQM
B = 1.93 X 1.345 = 2.596
C = 6.69 X 1.53 = 10.236
D = 13.0 X 17.715 = 230.295

DEDUCTIONS :-
1 = 1.20 X 3.00 = 3.60
2 = 0.47 X 0.60 = 0.28
3 = 2.0 X 2.0 = 4.0
4 = 4.20 X 3.65 = 15.33
5 = 4.645 X 5.91 = 27.45
6 = $\frac{1}{2}$ (1.965 X 6.41) = 6.29
7 = 8.395 X 5.425 = 45.54

COVERED AREA ON BASEMENT FLOOR = B + C + D =
2.596 + 10.236 + 230.295 = 243.127 SQM
COVERED AREA ON GROUND FLOOR = A - 6
= 255.84 - 6.29 = 249.55 SQM.
COVERED AREA ON 1ST FLOOR :-
= A - (1 TO 6) = 255.84 - (3.60 + 0.28 + 4.0 + 15.33 + 27.45 + 6.29) = 198.89 SQM.

COVERED AREA ON 2ND FLOOR :-
= A - (1 TO 5 + 7) = 255.84 - (3.60 + 0.28 + 4.0 + 15.33 + 27.45 + 45.54) = 159.64 SQM.

MUMTY AREA = 6.46 X 4.11 = 26.55 SQM.
ACHIEVED F.A.R. ON ALL FLOORS = 817.76 SQM



MUMTY AREA

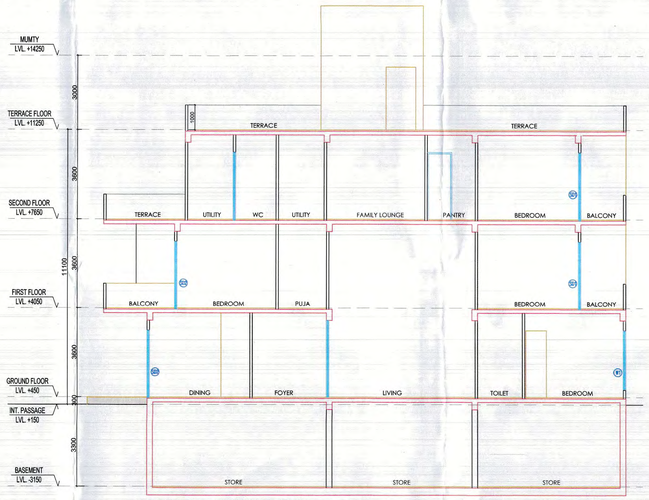

SECTION-2-2

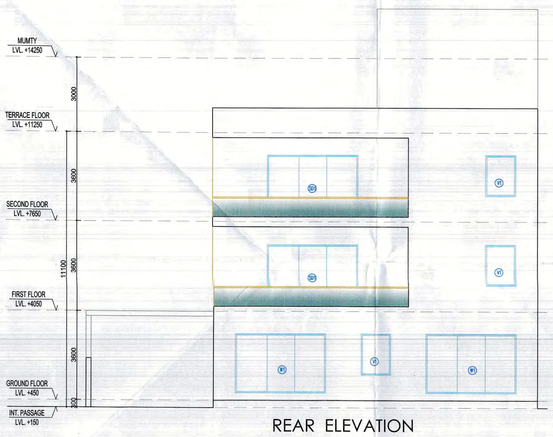

REAR ELEVATION

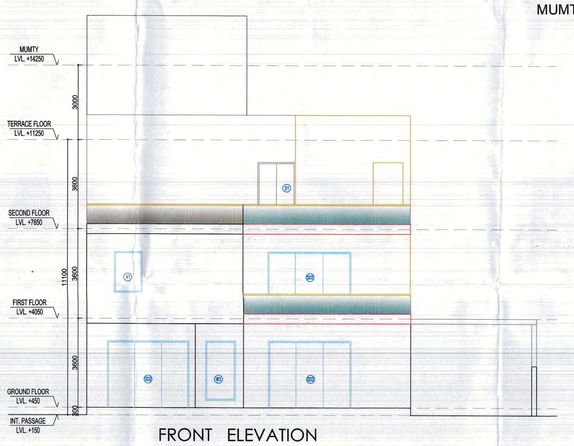

FRONT ELEVATION

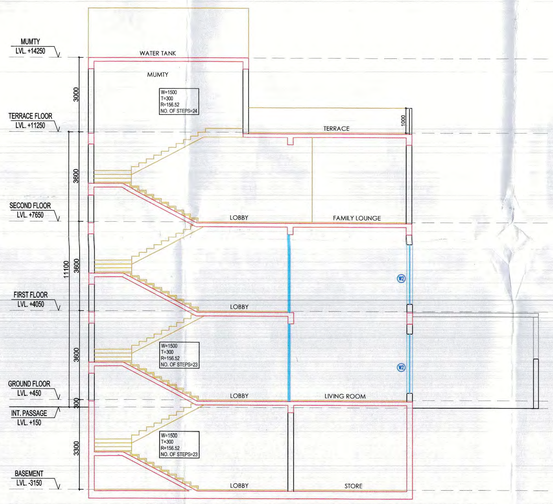

SECTION-1-1

LEGEND :-

	PLUMBING LEGEND
1	110Ø OD uPVC SP STACK
2	110Ø OD uPVC MP STACK
3	75Ø A.S.P.
4	DWS D/TAKE
5	FWS D/TAKE
6	DWS RISER
6	FLUSHING RISER
7	110Ø OD uPVC R.W.P
8	75Ø uPVC DRAIN PIPE(BALCONY)

LEGEND :-

SYMBOL	DESCRIPTION
	SOIL PIPE
	WASTE PIPE
FT	FLOOR TRAP
CO	CUTOUT
FD	FLOOR DRAIN
	CWS PIPE
	FWS PIPE
	CONTROL VALVE

CLIENT:
M/S MAPSKO BUILDERS PVT. LTD.

ARCHITECT:
GIAN P. MATHUR AND ASSOCIATES (P) LTD.
C - 55, East Of Kailash, New Delhi-110065
T : 46599599 I F 46599512
E : info@gpmindia.com I W : www.gpmindia.com

PROJECT:
REVISED & PROPOSED BUILDING PLAN FOR RESIDENTIAL GROUP HOUSING COLONY MEASURING 16.969 ACRE (LICENSE NO. 38 of 2012) IN SECTOR -78,79 GURGAON DEVELOPED BY M/S MAPSKO BUILDERS PVT. LTD.

DRAWING TITLE :
FLOOR PLANS, SECTIONS & ELEVATIONS (VILLA-03)

D.N.-MV-EX-AR-09	ARCHITECT'S SIGN	OWNER'S SIGN
SCALE:- 1:100	GIAN P. MATHUR ARCHITECT B. Arch., M.C.A. I.I.A CA No. 80/5769	For Mapsko Builders Pvt. Ltd. Director
DATE:- 01-03-22		
DRAWN BY:- ALI		
CHECK BY:- NAMITA		