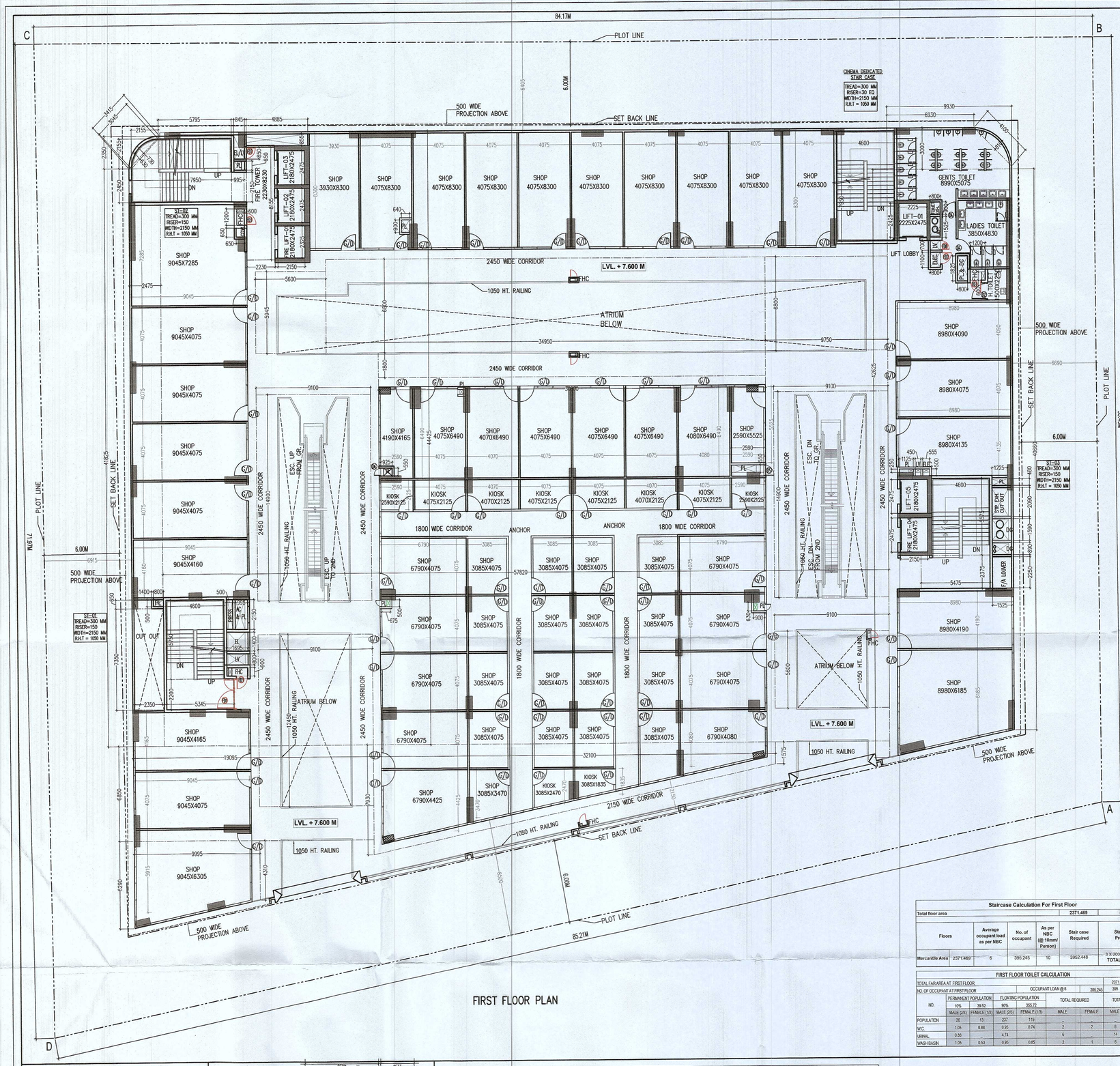

FIRST FLOOR PLAN

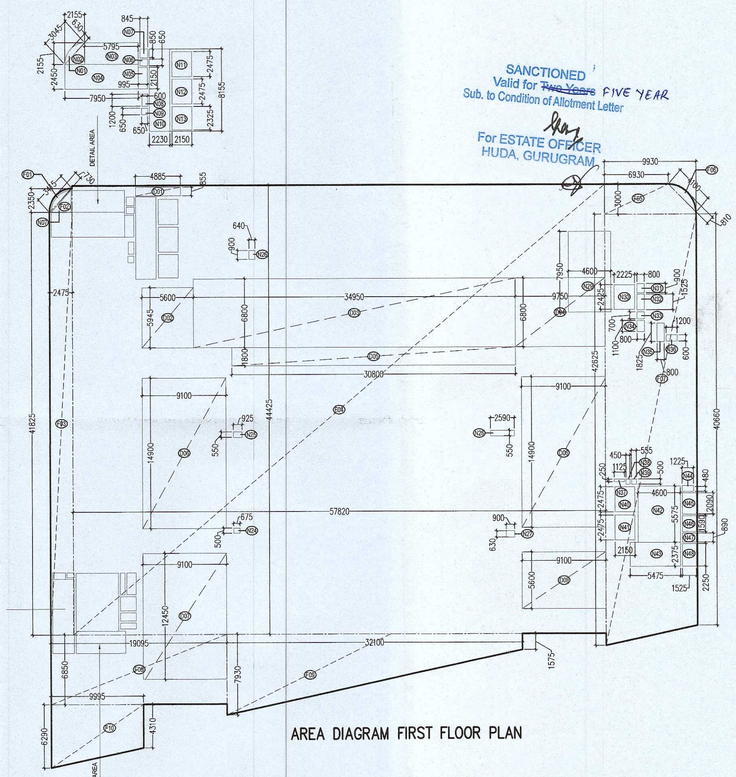

AREA DIAGRAM FIRST FLOOR PLAN

SANCTIONED
Valid for ~~Two Years~~ FIVE YEAR
Sub. to Condition of Allotment Letter
For ESTATE OFFICER
HUDA, GURUGRAM

N07	0.845	X	0.850	X	1.00	1	=	0.718
N08	0.650	X	0.600	X	1.00	1	=	0.390
N09	0.650	X	0.650	X	1.00	1	=	0.423
N10	2.230	X	8.155	X	1.00	1	=	18.186
N11	2.150	X	2.475	X	1.00	1	=	5.321
N12	2.150	X	2.475	X	1.00	1	=	5.321
N13	2.150	X	2.325	X	1.00	1	=	4.999
N14	1.400	X	0.650	X	1.00	1	=	0.910
N15	0.800	X	0.500	X	1.00	1	=	0.400
N16	2.350	X	7.350	X	1.00	1	=	17.273
N17	4.600	X	5.750	X	1.00	1	=	26.450
N18	5.345	X	2.200	X	1.00	1	=	11.759
N19	0.500	X	2.150	X	1.00	1	=	1.075
N20	0.995	X	2.150	X	1.00	1	=	2.139
N21	1.695	X	1.400	X	1.00	1	=	2.373
N22	1.695	X	0.800	X	1.00	1	=	1.356
N23	1.695	X	0.600	X	1.00	1	=	1.017
N24	0.675	X	0.500	X	1.00	1	=	0.338
N25	0.925	X	0.550	X	1.00	1	=	0.509
N26	0.640	X	0.900	X	1.00	1	=	0.576
N27	0.900	X	0.630	X	1.00	1	=	0.567
N28	2.590	X	0.550	X	1.00	1	=	1.425
N29	4.600	X	7.950	X	1.00	1	=	36.570
N30	2.225	X	2.425	X	1.00	1	=	5.396
N31	0.800	X	0.900	X	1.00	1	=	0.720
N32	0.800	X	1.525	X	1.00	1	=	1.220
N33	0.800	X	0.700	X	1.00	1	=	0.560
N34	0.800	X	1.100	X	1.00	1	=	0.880
N35	0.800	X	1.825	X	1.00	1	=	1.460
N36	1.200	X	0.600	X	1.00	1	=	0.720
N37	1.125	X	0.250	X	1.00	1	=	0.281
N38	0.450	X	0.500	X	1.00	1	=	0.225
N39	0.555	X	0.500	X	1.00	1	=	0.278
N40	2.150	X	2.475	X	1.00	1	=	5.321
N41	2.150	X	2.475	X	1.00	1	=	5.321
N42	4.600	X	5.575	X	1.00	1	=	25.645
N43	5.475	X	2.375	X	1.00	1	=	13.003
N44	1.225	X	0.480	X	1.00	1	=	0.588
N45	1.525	X	2.090	X	1.00	1	=	3.187
N46	1.525	X	1.590	X	1.00	1	=	2.425
N47	1.525	X	0.890	X	1.00	1	=	1.357
N48	1.525	X	2.250	X	1.00	1	=	3.431
TOTAL CORE AND SERVICE AREA (NON FAR) AT FIRST FLOOR = (D)								250.331
TOTAL FAR AREA AT FIRST FLOOR = (C - D)								2371.47
TOTAL CARPET AREA AT FIRST FLOOR								1610.59

FIRST FLOOR AREA CALCULATION

TOTAL COVERED AREA AT FIRST FLOOR = ENVELOPE AREA (A) -DEDUCTION AREA (B)

ENVELOPE AREA (A)

S.No.	Length		Breadth		Height				No.		Area (SQM)
F01	0.730	X	3.415	X	0.67				1	=	1.670
F02	2.475	X	2.350	X	0.50				1	=	2.908
F03	2.475	X	41.825	X	1.00				1	=	103.517
F04	57.820	X	44.425	X	1.00				1	=	2568.654
F05	9.930	+	6.930	\	2	X	3.000		1	=	25.290
F06	4.100	X	0.810	X	0.67				1	=	2.225
F07	40.660	+	42.625	\	2	X	9.930		1	=	413.510
F08	19.095	X	6.850	X	1.00				1	=	130.801
F09	1.575	+	7.930	\	2	X	32.100		1	=	152.555
F10	6.290	+	4.310	\	2	X	9.995		1	=	52.974
TOTAL ENVELOPE AREA (A)											3454.103

DEDUCTION AREA (B)

S.No.	Length		Breadth		Height	No.		Area (SQM)
D01	4.885	X	0.855	X	1.00	1	=	4.177
D02	5.600	X	5.945	X	1.00	1	=	33.292
D03	34.950	X	6.800	X	1.00	1	=	237.660
D04	9.750	X	6.800	X	1.00	1	=	66.300
D05	30.800	X	1.800	X	1.00	1	=	55.440
D06	9.100	X	14.900	X	1.00	2	=	271.180
D07	9.100	X	12.450	X	1.00	1	=	113.295
D08	9.100	X	5.600	X	1.00	1	=	50.960
TOTAL DEDUCTION AREA (B)								832.304
TOTAL COVERED AREA AT FIRST FLOOR (C) = (A-B)								2621.800

CORE AND SERVICE AREA AT FIRST FLOOR

S.No.	Length		Breadth		Height	No.		Area (SQM)
N01	0.630	X	3.045	X	0.67	1	=	1.285
N02	2.155	X	2.155	X	0.50	1	=	2.322
N03	5.795	X	2.155	X	1.00	1	=	12.488
N04	7.950	X	2.450	X	1.00	1	=	19.478
N05	0.995	X	2.150	X	1.00	1	=	2.139
N06	0.845	X	0.600	X	1.00	1	=	0.507

Staircase Calculation For First Floor

Total floor area					2371.469	sqm
Floors	Average occupant load as per NBC	No. of occupant	As per NBC (@ 10mm/ Person)	Stair case Required	Stair case Provided	
Mercantile Area	2371.469	6	395.245	10	3952.448	3 X 2000 =6000 MM TOTAL =6000 MM

FIRST FLOOR TOILET CALCULATION

TOTAL FAR AREA AT FIRST FLOOR							2371.469	SQMT
NO. OF OCCUPANT AT FIRST FLOOR					OCCUPANT LOAD @ 6	395.245	395	POPULATION
NO.	PERMANENT POPULATION		FLOATING POPULATION		TOTAL REQUIRED		TOTAL PROVIDED	
	10%	39.52	90%	355.72				
	MALE (2/3)	FEMALE (1/3)	MALE (2/3)	FEMALE (1/3)	MALE	FEMALE	MALE	FEMALE
POPULATION	26	13	237	119	_	_	_	_
W.C.	1.05	0.88	0.95	0.74	2	2	6	4
URINAL	0.88		4.74		6	_	14	
WASH BASIN	1.05	0.53	0.95	0.85	2	1	6	5

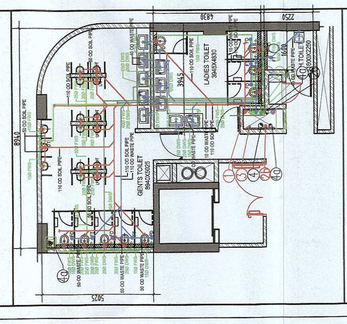

SCHEDULE OF OPENINGS

TYPE	WIDTH	HEIGHT	SILL HT.	LINTEL	REMARKS	TYPE	WIDTH	HEIGHT	SILL HT.	LINTEL	REMARKS
F/A LOUVER	1000	900	–	–		FD3	900	2100	–	2100	FHC
GL	G L A Z I N G (AS/PLAN)					FD4	1200	2100	–	2100	
D1	2200	2100	–	2100		FD5	3900	3000	–	3000	
D2	1200	2100	–	2100		FD6	1650	2550	–	2550	Services Rm.
D3	1070	2100	–	2100		R/S	3500	3400	–	3400	Transformer
D4	1100	2100	–	2100		FD7	850	2100	–	2100	
D5	815	2100	–	2100		FD8	700	2100	–	2100	
D6	550	2100	–	2100		FD9	2200	3000	–	3000	
D7	2000	2100	–	2100		FD10	2200	2100	–	2100	Equal Panel
D8	1000	2100	–	2100		FD11	3350	3050	–	3050	D.G. Room
FD1	2200	2100	–	2100	Unequal Panel						
FD2	2150	2100	–	2100							

PLUMBING LEGEND:-

1	100ø SOIL PIPE
2	100ø WASTE PIPE
2A	150ø WASTE PIPE FOR KIOSK / REST.
2B	100ø WASTE PIPE FOR SHOP
3	75ø VENT PIPE
4	200ø RAIN WATER PIPE
4A	150ø RAIN WATER PIPE
4B	100ø RAIN WATER PIPE
5	DOMESTIC WATER SUPPLY
6	FLUSHING WATER SUPPLY
7	DOMESTIC WATER SUPPLY RISER
8	FLUSHING WATER SUPPLY RISER
9	SOFT WATER SUPPLY RISER
	CHAMBER 300X300mm
FT	FLOOR TRAP
	KHURPA 250x250 IN CORRIDOR
	KHURPA 450x450 IN TERRACE
	150x150mm CUTOUT FOR FT (SHOP)

N O T E S

1. WHOLE BUILDING SHALL BE MECHANICALLY VENTILATED WITH 100% POWER BACKUP AND SPRINKLERS WITH ARTIFICIAL LIGHTING.
2. HANDICAP RAMP WITH RAILING
3. ALL PARTITION ARE IN 125/150/200MM THICK IN BLOCK WORK .

FIRE LEGEND:-

A	100ø FIRE HYDRANT RISER
B	80ø DRAIN PIPE
C	150ø SPRINKLER RISER
FHC	FIRE HOSE CABINET

GIAN P. MATHUR
ARCHITECT
B. Arch., M.C.A. I.I.A
CA No. 80/5769

ARCHITECT'S SIGN

OWNER'S SIGN

PROJECT:–
PROPOSED BUILDING PLANS OF COMMERCIAL COMPLEX IN SECTOR–25 (NEAR CENTRAL MALL), GURUGRAM MEASURING 5344.61 SQM.

TITLE **FIRST FLOOR PLAN**

THIS DRAWING IS THE PROPERTY OF GIAN P. MATHUR & ASSOC.(P) LTD AND SHALL NOT BE USED OR COPIED WITHOUT THEIR WRITTEN PERMISSION.

GIAN P. MATHUR AND ASSOCIATES (P) LTD.
C - 55, East Of Kailash, New Delhi-110065
T : 46599999 F 46599912
E : info@gianpmathur.com | W : www.gpmindia.com

DRAWN	CHKD	SCALE:- 1:150	DATE:- 21-01-2023
DEALT YUNUSH	BIPIN		

08