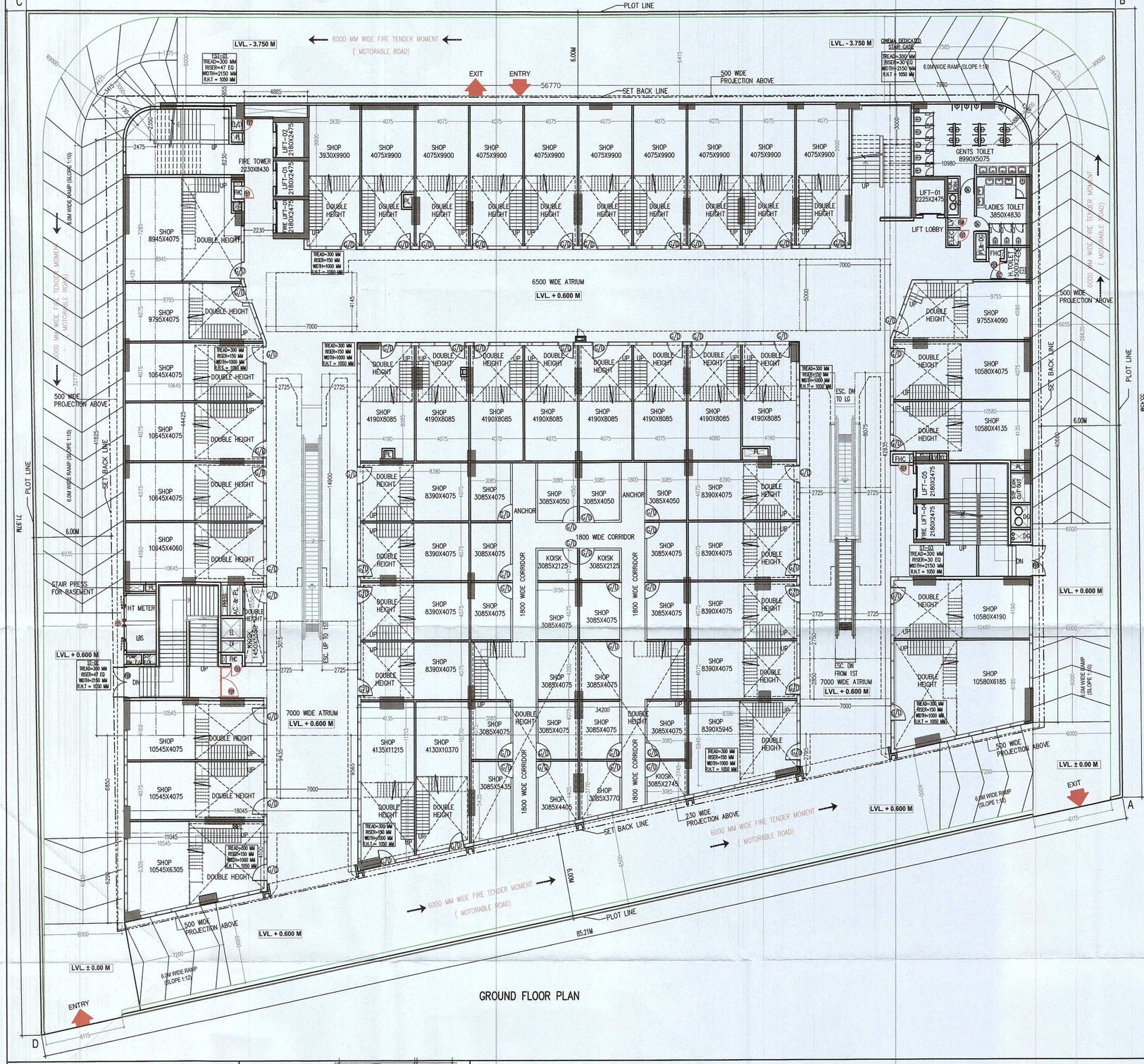

GROUND FLOOR PLAN

SANCTIONED
Valid for ~~Two Years~~ FIVE YEAR
Sub. to Condition of Allotment Letter
For ESTATE OFFICER
HUDA, GURUGRAM

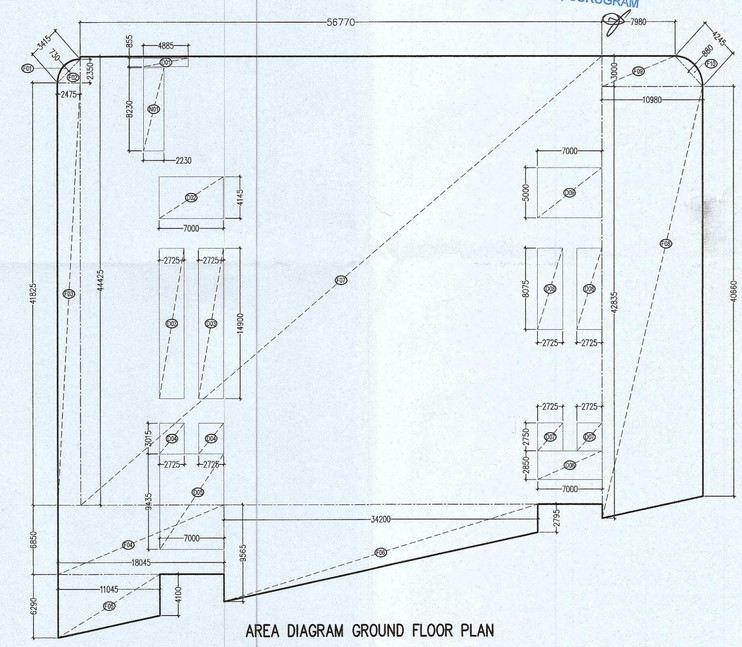

AREA DIAGRAM GROUND FLOOR PLAN

GROUND FLOOR AREA CALCULATION										
TOTAL COVERED AREA AT GROUND FLOOR = ENVELOPE AREA (A) -DEDUCTION AREA (B)										
ENVELOPE AREA (A)										
S.No.	Length		Breadth		Height			No.		Area (SQM)
F01	0.730	X	3.415	X	0.67			1	=	1.670
F02	2.475	X	2.350	X	0.50			1	=	2.908
F03	2.475	X	41.825	X	1.00			1	=	103.517
F04	18.045	X	6.850	X	1.00			1	=	123.608
F05	4.100	+	6.290	\	2	X	11.045	1	=	57.379
F06	2.795	+	9.565	\	2	X	34.200	1	=	211.356
F07	56.770	X	44.425	X	1.00			1	=	2522.007
F08	40.660	+	42.835	\	2	X	10.980	1	=	458.388
F09	7.980	+	10.980	\	2	X	3.000	1	=	28.440
F10	0.880	X	4.245	X	0.67			1	=	2.503
TOTAL ENVELOPE AREA (A)									=	3511.776
DEDUCTION AREA (B)										
S.No.	Length		Breadth		Height			No.		Area (SQM)
D01	4.885	X	0.855	X	1.00			1	=	4.177
D02	7.000	X	4.145	X	1.00			1	=	29.015
D03	2.725	X	14.900	X	1.00			2	=	81.205
D04	2.725	X	3.015	X	1.00			2	=	16.432
D05	7.000	X	9.435	X	1.00			1	=	66.045
D06	7.000	X	2.850	X	1.00			1	=	19.950
D07	2.725	X	2.750	X	1.00			2	=	14.988
D08	2.725	X	8.075	X	1.00			2	=	44.009
D09	7.000	X	5.000	X	1.00			1	=	35.000
TOTAL DEDUCTION AREA (B)										310.820
TOTAL COVERED AREA AT GROUND FLOOR (C) = (A-B)										3200.956
FAR AREA AT GROUND FLOOR = GROUND COVERAGE - FIRE TOWER AREA										
FIRE TOWER AREA										
S.No.	Length		Breadth		Height			No.		Area (SQM)
N01	2.230	X	8.230	X	1.00			1	=	18.353
TOTAL FIRE TOWER AREA (D)										18.353
TOTAL FAR AREA AT GROUND FLOOR = (C) - (D)										3182.603
TOTAL CARPET AREA AT GROUND FLOOR										1959.26

Exit Calculation For Ground Floor					
Total floor area				3182.603	sqm
Floors	Average occupant load as per NBC	No. of occupant	As per NBC (@ 10mm/ Person)	Exit Required	Exit Provided
Mercantile Area	3182.60	3	1060.87	10	10608.878	2 X 7000 =14000 MM TOTAL =14000 MM

GROUND FLOOR TOILET CALCULATION											
TOTAL FAR AREA AT GROUND FLOOR								(A)	3182.603	SQMT	
AREA IN CINEMA & TOWER PROJECTION AT GROUND FLOOR								(B)	323.890	SQMT	
AREA FOR TOILET CALCULATION AT GROUND FLOOR								(A)-(B)	2858.713	SQMT	
NO. OF OCCUPANT AT GROUND FLOOR					OCCUPANT LOAD @ 3			952.238	952	POPULATION	
NO.	PERMANENT POPULATION		FLOATING POPULATION		TOTAL REQUIRED			TOTAL PROVIDED			
	10%	85.22	90%	857.01							
	MALE (2/3)	FEMALE (1/3)	MALE (2/3)	FEMALE (1/3)	MALE	FEMALE		MALE	FEMALE		
POPULATION	83	32	571	286	5	3		9	5		
W.C.	2.54	2.12	2.29	1.79	5	4		6	4		
URINAL	2.12		11.43		14	-		14	-		
WASH BASIN	2.54	1.27	2.29	2.04	5	3		9	5		

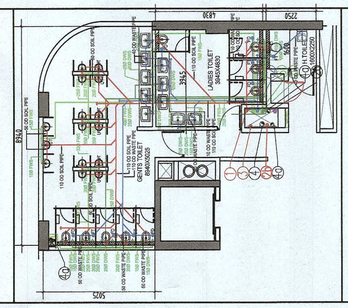

SCHEDULE OF OPENINGS											
TYPE	WIDTH	HEIGHT	SILL HT.	LINTEL	REMARKS	TYPE	WIDTH	HEIGHT	SILL HT.	LINTEL	REMARKS
F/A LOUVER	1000	900	–	–		FD3	900	2100	–	2100	FHC
GL	G L A Z I N G (AS/PLAN)					FD4	1200	2100	–	2100	
D1	2200	2100	–	2100		FD5	3900	3000	–	3000	
D2	1200	2100	–	2100		FD6	1650	2550	–	2550	Services Rm.
D3	1070	2100	–	2100		R/S	3500	3400	–	3400	Transformer
D4	1100	2100	–	2100		FD7	850	2100	–	2100	
D5	815	2100	–	2100		FD8	700	2100	–	2100	
D6	550	2100	–	2100		FD9	2200	3000	–	3000	
D7	2000	2100	–	2100		FD10	2200	2100	–	2100	Equal Panel
D8	1000	2100	–	2100		FD11	3350	3050	–	3050	D.C. Room
FD1	2200	2100	–	2100	Unequal Panel						
FD2	2150	2100	–	2100							

PLUMBING LEGEND:-

1. 100ø SOIL PIPE
2. 100ø WASTE PIPE
3. 150ø WASTE PIPE FOR KIOSK / REST.
4. 100ø WASTE PIPE FOR SHOP
5. 75ø VENT PIPE
6. 200ø RAIN WATER PIPE
6. 150ø RAIN WATER PIPE
6. 100ø RAIN WATER PIPE
C. DOMESTIC WATER SUPPLY
C. FLUSHING WATER SUPPLY
7. DOMESTIC WATER SUPPLY RISER
8. FLUSHING WATER SUPPLY RISER
9. SOFT WATER SUPPLY RISER
CHAMBER 300X300mm
FT FLOOR TRAP
KHURRA 250x250 IN CORRIDOR
KHURRA 450x450 IN TERRACE
150x150mm CUTOUT FOR FT (SHOP)

NOTES

1. WHOLE BUILDING SHALL BE MECHANICALLY VENTILATED WITH 100% POWER BACKUP AND SPRINKLERS WITH ARTIFICIAL LIGHTING.
2. HANDICAP RAMP WITH RAILING
3. ALL PARTITION ARE IN 125/150/200MM THICK IN BLOCK WORK .

FIRE LEGEND:-

A	100ø FIRE HYDRANT RISER
B	80ø DRAIN PIPE
C	150ø SPRINKLER RISER
FHC	FIRE HOSE CABINET

GIAN P. MATHUR
ARCHITECT
B. Arch., M.C.A. I.I.A
CA No. 80/5769

ARCHITECT'S SIGN

OWNER'S SIGN

PROJECT:–
PROPOSED BUILDING PLANS OF COMMERCIAL COMPLEX IN SECTOR–25 (NEAR CENTRAL MALL), GURUGRAM MEASURING 5344.61 SQM.

TITLE GROUND FLOOR

THE DRAWING IS THE PROPERTY OF GIAN.P.MATHUR & ASSO.(P) LTD AND SHALL NOT BE USED OR COPIED WITHOUT THEIR WRITTEN PERMISSION

GIAN P. MATHUR AND ASSOCIATES (P) LTD.
C - 93, East Of Kailash, New Delhi-110065
T : 46599999 F 46599512
E : info@gpmindia.com I W : www.gpmindia.com

DEALT YUNUSH | CHKD BIPIN | SCALE:– 1:150 | DATE:– 21–01–2023

06