

FRAMING PLAN AT TYPICAL FLOOR LVL. (TOWER-A&B)

ALL BEAMS ARE 200X450 (UNLESS OTHERWISE SPECIFIED) & (ALL SLABS ARE 125mmTHK U.N.O.)

SYED TAJUDDIN ASHRAF
C. E. -AM-100566-1

ALL GRADE OF CONCRETE SHALL BE M-30)

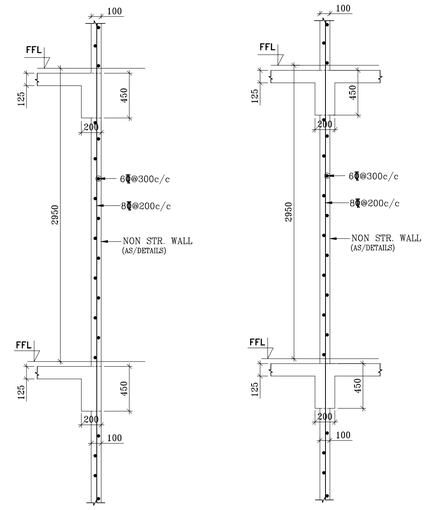

SECTION:-1-1

SECTION:-2-2

LEGEND :-

- COLUMN FOUNDATION TO TERRACE
- 150,200 MM WIDTH SHEAR WALL FOUNDATION TO TERRACE LVL.
- 75 MM SUNKEN SLAB
- 50 MM SUNKEN SLAB
- HATCH PORTION INDICATES 50 mm. SUNK SLAB (BALCONY)
- 100 /90 MM THK.NON-STRUCTURAL R.C.C.
- R.C.C. WALL UP TO CILL LVL.
- BEAM 200X300
- 100mm THK. TOE WALL AT BALCONY

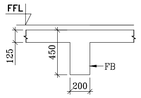

SECTION:-3-3

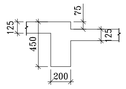

SECTION:-4-4

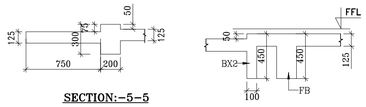

SECTION:-5-5

SECTION:-6-6

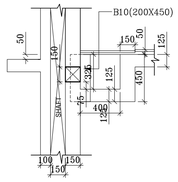

SECTION:-Z-Z

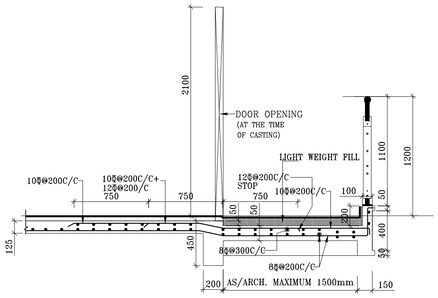

SECTION:-7-7
TYPICAL BALCONY DETAIL

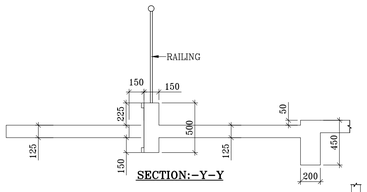

SECTION:-Y-Y

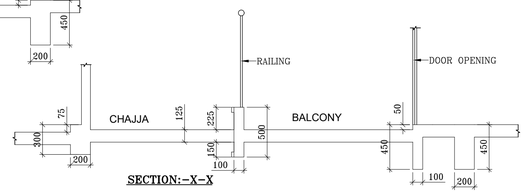

SECTION:-X-X

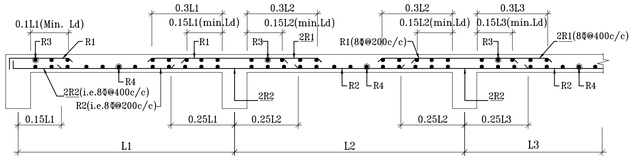

TYP. SLAB REINF. DETAIL
(SHOWING CURTAILMENT R/F ONLY)
(FOR SLAB R/F REFER TABLE)

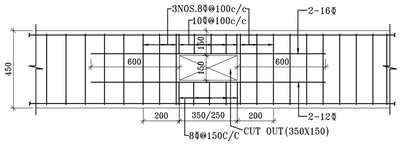

TYPICAL CUTOUT DET. IN BEAMS
FOR SPAN UPTO 3M

SLAB REINFORCEMENT SCHEDULE

SLAB MARK	SLAB THIK	SHORT SPAN		LONG SPAN	
		TOP REINF. AT SUPPORT (R1)	BOTTOM REINF. AT MID SPAN (R2)	TOP REINF. AT SUPPORT (R3)	BOTTOM REINF. AT MID SPAN (R4)
S1	125	8¢@200c/c	8¢@225c/c	8¢@225c/c	8¢@225c/c
S2	125	8¢@200c/c	8¢@225c/c	8¢@225c/c	8¢@225c/c
S3	125	8¢@200c/c	8¢@200c/c	8¢@225c/c	8¢@225c/c
S4	125	8¢@200c/c	8¢@200c/c	8¢@225c/c	8¢@225c/c

TOWER-A & B | ST-10

GENERAL NOTES -
NOTES & REFERENCES

1. READ THIS DRAWING IN CONJUNCTION WITH RELEVANT ARCHITECTURAL DRAWINGS. ANY DISCREPANCY IF FOUND SHALL BE BROUGHT TO THE NOTICE OF CONSULTANT
2. ALL DIMENSIONS ARE IN MM & LEVELS IN MILIMETERS.
3. DO NOT SCALE ANY DIMENSION.
4. CONFIRM LOCATION OF WALLS WITH RELEVANT ARCH. DRGS.
5. FOR RCC. WORK USE MIX M30 CONFORMING TO IS 456 : 2000 OR AS SPECIFIED IN RESPECTIVE DWG.
6. THE REINFORCEMENT SHALL BE COLDTWISTED DEFORMED BARS (C.T.D) OR T.M.T. BARS HAVING YIELD STRENGTH NOT LESS THAN 500 N/mm^2 AND CONFORMING TO I.S. 1786 - 1979.
7. THE CLEAR COVER TO THE REINFORCEMENT SHALL BE AS FOLLOWS:-
   (a) BEAMS (top & bottom) 25 MM side cover 25mm
   (b) CHAJJAS/CANOPY : 20 MM
   (c) R.C.C. WALL : 25 MM
   NOMINAL COVER IS THE DEPTH OF CONCRETE COVER TO ALL STEEL REINFORCEMENT INCLUDING LINKS/ TIES/ STIRRUPS.
8. NOT MORE THAN 50% OF THE BARS SHALL BE LAPPED AT ANY SECTION. LAPS CLOSE TO THE MID SPAN IN BOTTOM BARS & CLOSE TO SUPPORTS IN TOP BARS SHALL BE AVOIDED.
9. - - - - - - - - INDICATES TOP BARS
   ———— INDICATES BOTTOM BARS
10. ALL CUTOUT LOCATION AND SIZE SHALL BE CONFIRMED WITH THE ARCHITECTURAL/SERVICES DRAWINGS.
11. BEAM LAYOUT SHALL BE CHECKED WITH RELEVANT ARCHITECTURAL DRAWINGS.
12. ALL SUNKEN AREAS SHALL BE FILLED WITH FOAM CONCRETE HAVING DENSITY NOT MORE THAN 800KG/m^3
13. RAMP AND STAIR CASE DETAILS SHALL BE CHECKED FROM RELEVANT ARCHITECTURAL AND STRUCTURAL DRAWINGS BEFORE CASTING.
14. THE LEVELS GIVEN IN THE STRUCTURAL DRAWINGS SHALL BE CHECKED WITH RELEVANT ARCHITECTURAL DRAWINGS BEFORE CASTING.
15. THE SUNKEN AREAS AND DEPTH SHOWN IN THE DRAWING ARE BASED ON ARCHITECTURAL DRAWING AND SERVICE DRAWINGS. DISCREPANCY IF ANY SHALL BE BROUGHT TO THE NOTICE OF CONSULTANTS.
16. MS. SLEEVES SHALL BE PROVIDED AT THE TIME OF CASTING.
17. PROVIDE 2-12¢ (T&B) IN SLABS BELOW WALLS WHEREVER NO BEAM IS PROVIDED.
18. ◯ INDICATES SLAB MARKING.

Rev.no.	Date	Revision
R1	27.08.21	REVISED NON STR. WALL
R0	02.07.21	GOOD FOR CONSTRUCTION

DRAWING TITLE:
M/S GLS INFRACON PVT. LTD.

PROJECT TITLE :
PROPOSED PLAN OF AFFORDABLE GROUP HOUSING COLONY FOR AN AREA MEASURING 5.6625 ACRE (LICENCE NO. 34 OF 2020 DATED 30/10/2020) IN SECTOR-81, GURUGRAM MANESAR URBANCOMPLEX BEING DEVELOPED BY SMT. GEETA YADAV W/O SH. SUMAN KUMAR AND OTHERS IN COLLABORATION WITH GLS INFRACON PVT. LTD.

DRAWING TITLE :
FRAMING PLAN AT TYPICAL FLOOR LVL. TOWER-A & B (S+20)

DWG NO. ST-06

SCALE	N.T.S
DATE	12/01/2023
DRAWN BY	ASHOK
DESIGNED BY	SHIVAM SHARMA
APPROVED BY	STA

Architects:
DESIGN FORUM INTERNATIONAL
ARCHITECTURE URBAN DESIGN TOWN PLANNING
K-47, KAILASH COLONY, NEW DELHI -110048
PH. NO:- 011-46556600, FAX:- 011-46556601

structural consultant:
Keen Associates Pvt. Ltd.
STRUCTURAL ENGINEERS & PROJECT CONSULTANTS
Office. : 1st FLOOR, H-53, OPP. VIJAYA BANK COMMERCIAL AREA, SECTOR-63, NOIDA UP.
TELEPHONE : +91-120-4566644, 01204240514
E-mail : keenassociates2005@gmail.com, keen_associates@hotmail.com.

DRAWING RELEASED FOR:
☐ APPROVAL ■ SUBMISSION ☐ ADVANCE COPY
☐ TENDER ☐ PROOF CHECKING ☐ CONSTRUCTION