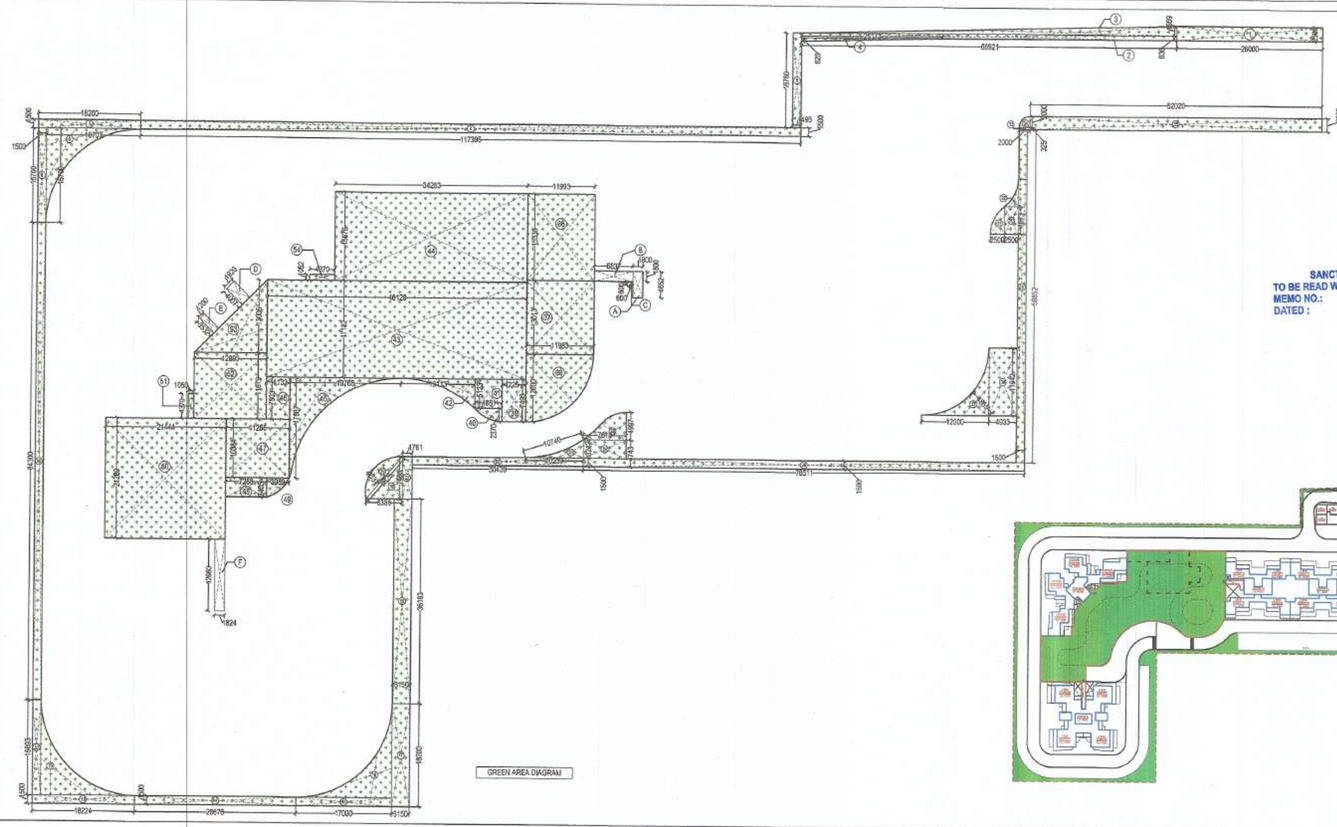

GREEN AREA DIAGRAM

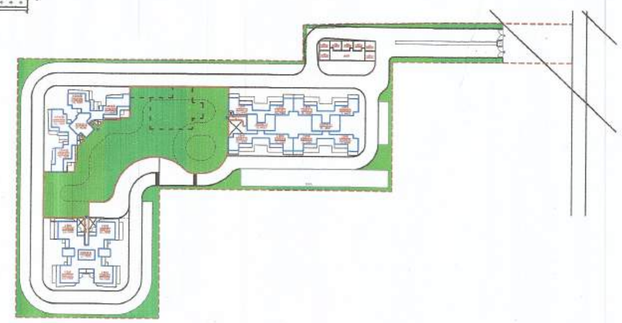

DTP (HQ) Member B.P.A.C.
S.T.P. (HQ) Member Secretary B.P.A.C.
S.T.P. (HQ) Member B.P.A.C.
(HQ) Chairman B.P.A.C.
ATP(HQ)
NARINDER KUMAR JD(HQ)

SANCTIONED
TO BE READ WITH THIS OFFICE MEMO NO.:
DATED :

JD. P.A. A.T.P.

PODIUM GREEN AREA CALCULATION					
NAME	SHAPE	NO.	LENGTH	WIDTH	AREA (IN SQ.MT.)
36	RECTANGLE	1	11.993	15.338	183.95
37	RECTANGLE	1	11.983	13.013	155.93
38	SEGMENT	1	AS/PLAN		112.98
39	RECTANGLE	1	4.225	7.493	31.66
40	SEGMENT	1	AS/PLAN		7.98
41	RECTANGLE	1	4.881	5.123	25.01
42	SEGMENT	1	AS/PLAN		21.11
43	RECTANGLE	1	46.120	17.182	792.43
44	RECTANGLE	1	34.283	15.676	537.42
45	SEGMENT	1	AS/PLAN		85.44
46	RECTANGLE	1	4.133	7.503	31.01
47	RECTANGLE	1	11.296	10.384	116.86
48	RECTANGLE	1	7.268	3.405	24.75
49	SEGMENT	1	AS/PLAN		8.91
50	RECTANGLE	1	21.444	21.289	456.52
51	RECTANGLE	1	1.050	4.370	4.59
52	RECTANGLE	1	12.893	11.679	150.59
53	TRIANGLE	0.5	12.893	13.006	83.84
54	RECTANGLE	1	4.370	1.052	4.60
PODIUM GREEN TOTAL					3835.51

PODIUM BUILT- UP AREA CALCULATION					
NAME	SHAPE	NO.	LENGTH	WIDTH	AREA (IN SQ.MT.)
36	RECTANGLE	1	11.993	15.338	183.95
37	RECTANGLE	1	11.983	13.013	155.93
38	SEGMENT	1	AS/PLAN		112.98
39	RECTANGLE	1	4.225	7.493	31.66
40	SEGMENT	1	AS/PLAN		7.98
41	RECTANGLE	1	4.881	5.123	25.01
42	SEGMENT	1	AS/PLAN		21.11
43	RECTANGLE	1	46.120	17.182	792.43
44	RECTANGLE	1	34.283	15.676	537.42
45	SEGMENT	1	AS/PLAN		85.44
46	RECTANGLE	1	4.133	7.503	31.01
47	RECTANGLE	1	11.296	10.384	116.86
48	RECTANGLE	1	7.268	3.405	24.75
49	SEGMENT	1	AS/PLAN		8.91
50	RECTANGLE	1	21.444	21.289	456.52
52	RECTANGLE	1	12.893	11.679	150.59
53	TRIANGLE	0.5	12.893	13.006	83.84
54	RECTANGLE	1	4.370	1.052	4.60
ADDITION (CONNECTIONS TO TOWER)					
A	RECTANGLE	1	1.800	4.653	8.38
B	RECTANGLE	1	6.837	1.800	12.31
C	TRIANGLE	0.5	0.600	0.600	0.18
D	RECTANGLE	1	1.920	3.980	7.64
E	RECTANGLE	1	1.200	3.529	4.23
F	RECTANGLE	1	1.824	12.660	23.09
PODIUM GREEN TOTAL					2691.42

GREEN AREA CALCULATION					
NAME	SHAPE	NO.	LENGTH	WIDTH	AREA (IN SQ.MT.)
SURFACE GREEN					
1	RECTANGLE	1	26.000	2.509	65.18
2	RECTANGLE	1	66.921	0.836	55.95
3	TRIANGLE	0.5	66.921	1.669	55.85
4	TRIANGLE	0.5	25.173	0.525	7.87
5	RECTANGLE	1	16.760	1.495	25.06
6	RECTANGLE	1	117.395	1.500	176.09
7	RECTANGLE	1	18.200	1.500	27.30
8	RECTANGLE	1	16.700	1.500	25.05
9	SEGMENT	1	AS/PLAN		61.98
10	RECTANGLE	1	84.300	1.500	126.45
11	RECTANGLE	1	16.893	1.500	25.34
12	RECTANGLE	1	18.224	1.500	27.34
13	SEGMENT	1	AS/PLAN		61.92
14	RECTANGLE	1	28.676	1.500	43.01
15	RECTANGLE	1	17.000	1.500	25.50
16	SEGMENT	1	AS/PLAN		61.96
17	RECTANGLE	1	18.900	3.150	57.33
18	RECTANGLE	1	35.183	3.150	110.83
19	TRIANGLE	0.5	6.388	7.465	23.84
20	SEGMENT	1	AS/PLAN		16.37
21	RECTANGLE	1	7.485	1.761	13.15
22	RECTANGLE	1	30.439	1.500	45.66
23	SEGMENT	1	AS/PLAN		10.70
24	RECTANGLE	1	7.614	3.242	24.68
25	SEGMENT	1	AS/PLAN		23.27
26	RECTANGLE	1	78.511	1.500	117.77
27	SEGMENT	1	AS/PLAN		30.90
28	RECTANGLE	1	4.933	11.942	58.91
29	RECTANGLE	1	58.852	1.500	88.28
30	RECTANGLE	1	4.873	2.500	12.18
31	SEGMENT	1	AS/PLAN		8.54
32	SEGMENT	1	AS/PLAN		3.65
33	RECTANGLE	1	2.000	0.325	0.65
34	QUADRANT	1	3.140	2.000	3.14
35	RECTANGLE	1	52.023	2.325	120.95
PODIUM GREEN					
36	RECTANGLE	1	11.993	15.338	183.95
37	RECTANGLE	1	11.983	13.013	155.93
38	SEGMENT	1	AS/PLAN		112.98
39	RECTANGLE	1	4.225	7.493	31.66
40	SEGMENT	1	AS/PLAN		7.98
41	RECTANGLE	1	4.881	5.123	25.01
42	SEGMENT	1	AS/PLAN		21.11
43	RECTANGLE	1	46.120	17.182	792.43
44	RECTANGLE	1	34.283	15.676	537.42
45	SEGMENT	1	AS/PLAN		85.44
46	RECTANGLE	1	4.133	7.503	31.01
47	RECTANGLE	1	11.296	10.384	116.86
48	RECTANGLE	1	7.268	3.405	24.75
49	SEGMENT	1	AS/PLAN		8.91
50	RECTANGLE	1	21.444	21.289	456.52
51	RECTANGLE	1	1.050	4.370	4.59
52	RECTANGLE	1	12.893	11.679	150.59
53	TRIANGLE	0.5	12.893	13.006	83.84
54	RECTANGLE	1	4.370	1.052	4.60
TOTAL (SURFACE + PODIUM GREEN)					4491.04
GREEN AREA ACHIEVED					28.44%

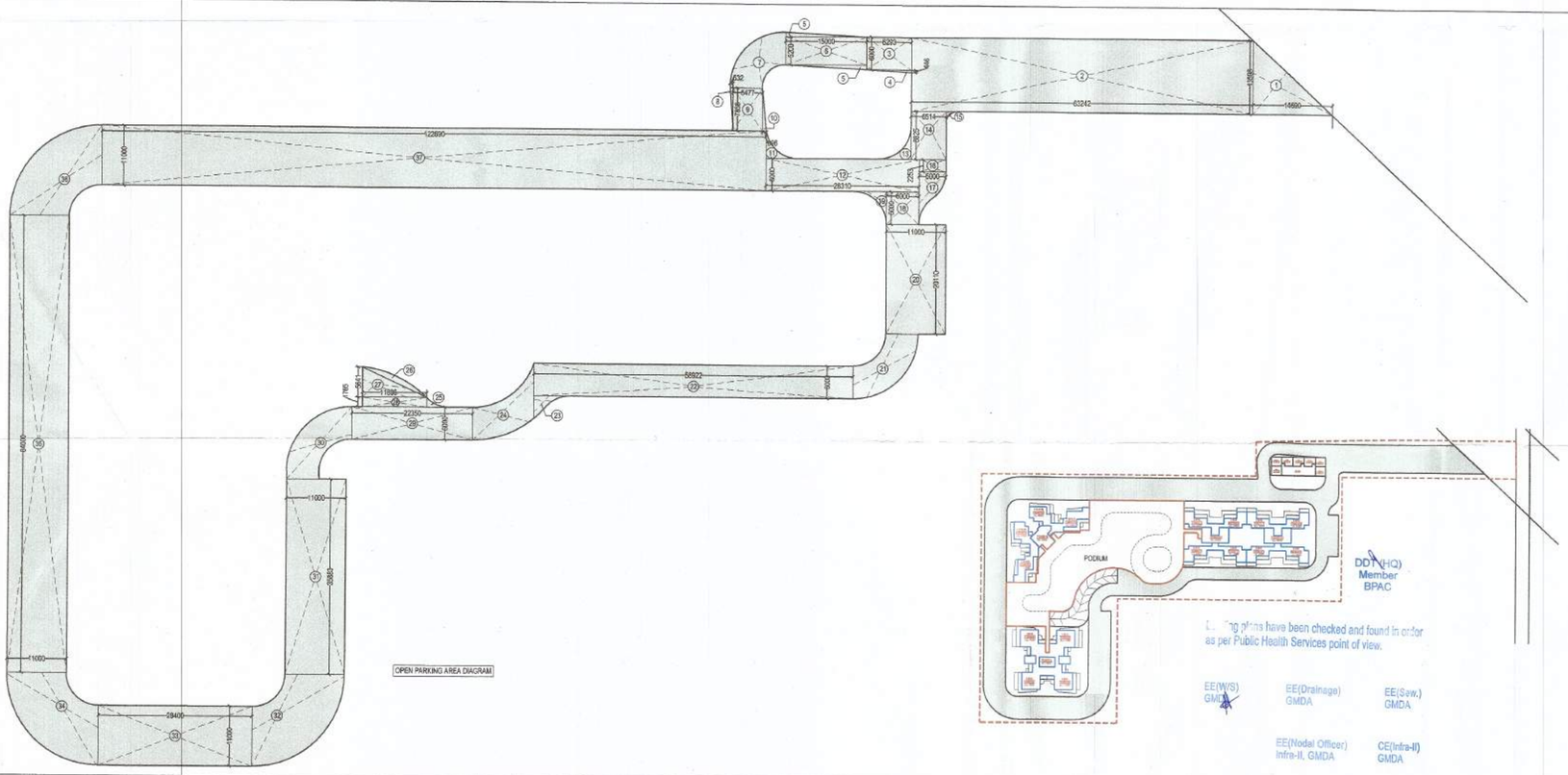

OPEN PARKING AREA DIAGRAM

DDT (HQ) Member BPAC

Building plans have been checked and found in order as per Public Health Services point of view.

EE(W/S) GMDA
EE(Drainage) GMDA
EE(Sew.) GMDA
EE(Nodal Officer) Infra-II, GMDA
CE(Infra-II) GMDA

OPEN PARKING AREA CALCULATION					
NAME	SHAPE	NO.	LENGTH	WIDTH	AREA (IN SQ.MT.)
ADDITION					
1	TRIANGLE	1	14.690	13.598	99.88
2	RECTANGLE	1	63.242	13.598	859.96
3	RECTANGLE	1	8.290	6.000	49.74
4	TRIANGLE	1	8.290	0.446	1.85
5	TRIANGLE	2	15.000	0.800	12.00
6	RECTANGLE	1	15.000	5.200	78.00
7	SEGMENT	1	AS/PLAN		69.33
8	TRIANGLE	1	0.532	7.850	2.09
9	RECTANGLE	1	5.477	7.850	42.99
10	TRIANGLE	1	0.690	7.850	2.71
11	SEGMENT	1	AS/PLAN		7.27
12	RECTANGLE	1	28.310	6.000	169.86
13	SEGMENT	1	AS/PLAN		7.74
14	RECTANGLE	1	6.514	8.825	57.49
15	SEGMENT	1	AS/PLAN		0.85
16	RECTANGLE	1	5.000	2.253	11.27
17	SEGMENT	1	AS/PLAN		24.36
18	SQUARE	1	6.000	6.000	36.00
19	SEGMENT	1	AS/PLAN		7.72
20	RECTANGLE	1	11.000	20.110	221.21
21	SEGMENT	1	AS/PLAN		84.84
22	RECTANGLE	1	58.922	6.000	353.53
23	SEGMENT	1	AS/PLAN		9.79
24	SEGMENT	1	AS/PLAN		78.50
25	SEGMENT	1	AS/PLAN		2.33
26	SEGMENT	1	AS/PLAN		10.10
27	TRIANGLE	1	11.896	5.640	33.55
28	RECTANGLE	1	11.896	1.765	21.00
29	RECTANGLE	1	22.350	6.000	134.10
30	SEGMENT	1	AS/PLAN		93.38
31	RECTANGLE	1	11.000	35.883	394.71
32	SEGMENT	1	AS/PLAN		198.71
33	RECTANGLE	1	28.400	11.000	312.40
34	SEGMENT	1	AS/PLAN		198.70
35	RECTANGLE	1	11.000	84.000	924.00
36	SEGMENT	1	AS/PLAN		195.39
37	RECTANGLE	1	122.690	11.000	1349.59
TOTAL					6156.93

PROJECT:

PROPOSED BUILDING PLAN OF GROUP HOUSING COLONY OVER AN AREA MEASURING 4.1875 ACRES UNDER TOD POLICY (LICENCE NO 97 OF 2021 DATED 12.11.2021) IN SECTOR 103, GURUGRAM. DEVELOPED BY SUNITA KUMARI W/o SH.ASHOK KUMAR & OTHERS IN COLLABORATION WITH M/s AVIANA GREEN ESTATES PVT. LTD.

SHEET TITLE:

GREEN & OPEN AREA PARKING CALCULATION

ARCHITECT:

ARCHITECTS AND CONSULTANTS
AE STUDIO
an architectural design studio
A-6, GREEN PARK EXT., NEW DELHI-110016, Ph.- 011 47392369
E-Mail : info@aestudio.in Web : www.aestudio.in

DATE	SEPTEMBER 2022
SCALE	1:300
NORTH	04
SHEET SIZE	A0

CLIENT SIGNATURE

For AVIANA GREENESTATES PVT. LTD.
Director

ARCHITECT SIGNATURE

Sandeep Tandon
Architect
CA/97/21634