

CONSOLIDATED BALANCE SHEET AS AT 31 MARCH 2017

(Amount in Rupees)

Particulars	Note No.	As at 31 March 2017	As at 31 March 2016	As at 01 April 2015
ASSETS				
Non-Current Assets				
a) Property, Plant and Equipment	1	9,373,335.45	4,260,032.90	6,437,742.43
b) Other Intangibles Assets	2	38,173.16	-	-
c) Goodwill		80,082.00	80,082.00	80,082.00
d) Financial Assets				
i) Loans	3	999,850.00	499,850.00	212,050.00
ii) Other financial assets	4	94,531,558.80	124,324,310.80	59,465,051.00
e) Deferred Tax Assets (net)	5	15,374,584.33	-	978,096.00
f) Non-Current Tax Assets (net)		2,431,158.48	2,395,378.48	949,016.00
g) Other Non-Current Assets	6	4,063,735.81	7,215,152.06	9,444,323.99
		126,892,478.03	138,774,806.24	77,566,361.42
Current Assets				
a) Inventories	7	1,968,255,030.66	1,916,291,549.39	1,721,022,663.13
b) Financial Assets				
i) Trade Receivables	8	58,657,778.48	-	-
ii) Cash and Cash Equivalents	9	60,713,873.69	102,541,457.13	27,096,457.73
iii) Other bank balance	10	320,399.00	49,378,097.00	32,700,628.00
iv) Loans	11	12,457,383.00	-	-
v) Other Financial Assets	12	101,983,358.22	-	-
c) Other Current Assets	13	1,364,473,419.39	679,792,756.89	181,527,023.16
		3,566,861,242.44	2,748,003,860.41	1,962,346,772.02
TOTAL ASSETS		3,693,753,720.47	2,886,778,666.65	2,039,913,133.44
EQUITY AND LIABILITIES				
Equity				
a) Equity Share Capital	14	380,000,000.00	380,000,000.00	380,000,000.00
b) Other Equity		72,609,688.20	(21,795,358.06)	(10,054,847.28)
		452,609,688.20	358,204,641.94	369,945,152.72
Liabilities				
Non-Current Liabilities				
a) Financial Liabilities				
i) Borrowings	15	415,997,506.80	370,486,418.82	3,722,378.64
ii) Other Financial Liabilities	16	10,899,993.51	2,512,600.00	-
b) Deferred tax liabilities(net)	17	-	1,069,209.72	-
c) Provisions	18	2,717,980.00	1,283,139.00	581,070.00
		429,615,480.31	375,351,367.54	4,303,448.64
Current liabilities				
a) Financial Liabilities				
i) Borrowings	19	500,000.00	6,000,000.00	6,000,000.00
ii) Trade Payables	20	105,431,512.89	13,388,387.50	131,579,168.00
iii) Other Financial Liabilities	21	594,963,456.97	283,738,049.93	6,180,530.12
b) Other Current Liabilities	22	2,069,679,606.73	1,850,054,783.74	1,521,887,536.96
c) Provisions	23	40,953,975.37	41,436.00	17,297.00
		2,811,528,551.96	2,153,222,657.17	1,665,664,532.08
TOTAL EQUITY AND LIABILITIES		3,693,753,720.47	2,886,778,666.65	2,039,913,133.44

Significant accounting policies

A

Notes on financial statements

1 - 45

The notes referred to above form an integral part of financial statements.

As per our audit report of even date attached


For and on behalf of


For and on behalf of board of directors


Doogar & Associates


(Regn. No. -000561N)

Chartered Accountants


Vikas Modi
 Partner
 M. No.505603





Pavan Agarwal
 Director
 DIN: 02295157


Parmod Kumar
 Director
 DIN: 01484427


Payal Sharma
 Company Secretary

Place: New Delhi
 Date: 25th May, 2017


Manish Garg
 Chief Executive officer


Anil Kumar Gupta
 Chief Financial officer

Note 1 : PROPERTY, PLANT AND EQUIPMENT

(Amount in Rupees)

Particulars	Plant and Machinery	Office Equipments	Furniture and Fixtures	Vehicle*	Total
Gross carrying amount					
Balance as at 1 April 2015	661,220.41	6,769.77	542,448.73	5,227,303.52	6,437,742.43
Additions	-	7,050.00	-	-	7,050.00
Disposals	-	-	-	-	-
Balance as at 31 March 2016	661,220.41	13,819.77	542,448.73	5,227,303.52	6,444,792.43
Balance as at 1 April 2016	661,220.41	13,819.77	542,448.73	5,227,303.52	6,444,792.43
Additions	6,168,249.77	37,729.30	823,447.89	-	7,029,426.96
Disposals	-	-	-	-	-
Balance as at 31 March 2017	6,829,470.18	51,549.07	1,365,896.62	5,227,303.52	13,474,219.39
Accumulated depreciation					
Balance as at 1 April 2015	-	-	-	-	-
Depreciation charge during the year	146,063.56	4,295.65	198,510.21	1,835,890.11	2,184,759.53
Disposals	-	-	-	-	-
Balance as at 31 March 2016	146,063.56	4,295.65	198,510.21	1,835,890.11	2,184,759.53
Balance as at 1 April 2016	146,063.56	4,295.65	198,510.21	1,835,890.11	2,184,759.53
Depreciation charge during the year	463,984.97	16,821.51	244,266.96	1,191,050.97	1,916,124.41
Disposals	-	-	-	-	-
Balance as at 31 March 2017	610,048.53	21,117.16	442,777.17	3,026,941.08	4,100,883.94
Net carrying amount as at 31 March 2017	6,219,421.65	30,431.91	923,119.45	2,200,362.44	9,373,335.45
Net carrying amount as at 31 March 2016	515,156.85	9,524.12	343,938.52	3,391,413.41	4,260,032.90
Net carrying amount as at 1 April 2015	661,220.41	6,769.77	542,448.73	5,227,303.52	6,437,742.43

*Vehicles are hypothecated against the vehicle loan(refer note: 15.1)

Note:

(Amount in Rupees)

Particulars	Year ended 31 March 2017	Year Ended 31 March 2016
Depreciation has been charged to		
- Cost of material consumed, construction & other related project cost (refer note 26)	463,984.97	146,063.56
- Statement of profit & loss	1,452,139.44	2,038,695.97
Total	1,916,124.41	2,184,759.53

Note 2 : OTHER INTANGIBLE ASSETS


(Amount in Rupees)

Particulars	Total
Gross carrying amount	
Balance as at 1 April 2015	-
Additions	-
Disposals	-
Balance as at 31 March 2016	-
Balance as at 1 April 2016	-
Additions	40,800.00
Disposals	-
Balance as at 31 March 2017	40,800.00
Accumulated depreciation	
Balance as at 1 April 2015	-
Depreciation charge during the year	-
Disposals	-
Balance as at 31 March 2016	-
Balance as at 1 April 2016	-
Depreciation charge during the year	2,626.84
Disposals	-
Balance as at 31 March 2017	2,626.84
Net carrying amount as at 31 March 2017	38,173.16
Net carrying amount as at 31 March 2016	-
Net carrying amount as at 1 April 2015	-

Note:

(Amount in Rupees)

Particulars	Year ended 31 March 2017	Year ended 31 March 2016
Depreciation has been charged to		
- Cost of material consumed, construction & other related project cost (refer note 26)	-	-
- Statement of profit & loss	2,626.84	-
Total	2,626.84	-



Handwritten initials and signatures: P, M, S, G, and a large signature.

Note 3 : NON CURRENT LOANS

Particulars	(Amount in Rupees)		
	As at 31 March 2017	As at 31 March 2016	As at 01 April 2015
Security Deposits (unsecured)			
Considered good	999,850.00	499,850.00	212,050.00
Total	999,850.00	499,850.00	212,050.00

Note 4 : NON CURRENT OTHER FINANCIAL ASSETS

Particulars	(Amount in Rupees)		
	As at 31 March 2017	As at 31 March 2016	As at 01 April 2015
Bank deposits With maturity of more than 12 months held as margin money	87,000,000.00	122,331,194.00	59,465,051.00
Interest accrued on deposits	7,531,558.80	1,993,116.80	-
Total	94,531,558.80	124,324,310.80	59,465,051.00

Note - 5 : DEFERRED TAX ASSETS - (NET)

The movement on the deferred tax account is as follows:

Particulars	(Amount in Rupees)	
	As at 31 March 2017	As at 31 March 2016
At the beginning of the year		
Credit/ (Charge) to statement of profit and loss (refer note 31)	(1,069,209.72)	-
Credit/ (Charge) to Other Comprehensive income	16,216,413.78	-
Movement in Mat Credit	226,950.27	-
At the end of the year	430.00	-
Total	15,374,584.33	-

Component of deferred tax assets/ (liabilities) :

Particulars	(Amount in Rupees)		
	As at 31 March 2017	As at 31 March 2016	As at 01 April 2015
Deferred Tax Asset			
Expenses Allowed On Payment Basis	79,030.00	-	3,670.00
Retirement Benefits	861,397.00	-	184,775.00
Difference between book and tax base of fixed assets	1,138,482.00	-	783,824.00
Effect of fair valuation of development income	13,289,038.33	-	-
Minimum alternative tax	6,637.00	-	5,827.00
Total	15,374,584.33	-	978,096.00

Note 6 : OTHER NON CURRENT ASSETS

Particulars	(Amount in Rupees)		
	As at 31 March 2017	As at 31 March 2016	As at 01 April 2015
Prepaid Expenses	4,063,735.81	7,215,152.06	9,444,323.99
Total	4,063,735.81	7,215,152.06	9,444,323.99


Note 7: INVENTORIES

Particulars	(Amount in Rupees)		
	As at 31 March 2017	As at 31 March 2016	As at 01 April 2015
Building Material and Consumables	22,090,144.27	5,233,694.75	299,116.75
Land	775,873,299.30	735,490,623.09	774,776,136.30
Project In Progress	1,170,291,587.09	1,175,567,231.55	945,947,410.08
Total	1,968,255,030.66	1,916,291,549.39	1,721,022,663.13

Note 8 : TRADE RECEIVABLES

Particulars	(Amount in Rupees)		
	As at 31 March 2017	As at 31 March 2016	As at 01 April 2015
(Unsecured)			
Considered Good	58,657,778.48	-	-
Total	58,657,778.48	-	-

Handwritten signatures and initials: 2, JMY, AG, [unclear], RB



Note 9 : CASH AND CASH EQUIVALENTS

Particulars	(Amount in Rupees)		
	As at 31 March 2017	As at 31 March 2016	As at 01 April 2015
Balances With Banks:-			
In Current Accounts			
Cheques, Drafts On Hand	50,918,731.69	71,269,497.29	11,195,889.73
Cash On Hand	7,489,526.00	13,752,112.84	
Total	2,305,616.00	17,519,847.00	15,900,568.00
	60,713,873.69	102,541,457.13	27,096,457.73

Note- 9.1
During the year, the Group had specified bank notes or other denomination note as defined in the MCA notification G.S.R. 308E dated March 30, 2017 on the details of Specified Bank Notes (SBN) held and transacted during the period from November 8, 2016 to December 30, 2016, the denomination wise SBNs and other notes as per the notification is given below :

Particulars	(Amount in Rupees)	
	SBNs*	Other denomination notes
Closing cash in hand as on November 8, 2016		
(+) Permitted receipts	17,000,000.00	988,882.00
(-) Permitted Payments		700,000.00
(-) Amount deposited in Banks		577,954.00
Closing cash in hand as on December 30, 2016	17,000,000.00	-
		1,110,928.00

Note 10 : OTHER BANK BALANCES

Particulars	(Amount in Rupees)		
	As at 31 March 2017	As at 31 March 2016	As at 01 April 2015
Held As Margin Money			
Total	320,399.00	49,378,097.00	32,700,628.00
	320,399.00	49,378,097.00	32,700,628.00

Note 11 : CURRENT LOANS

Particulars	(Amount in Rupees)		
	As at 31 March 2017	As at 31 March 2016	As at 01 April 2015
(Unsecured, Considered good unless otherwise stated)			
Loan to related Parties			
Fellow Subsidiary Company namely Atulah Contractors and Constructions Private Limited	12,457,383.00	-	-
Total	12,457,383.00	-	-

Note - 11.1
Particulars of maximum balance during the year in nature of loans given to fellow subsidiary company:

Name of Company	During the year ended 31 March 2017	During the year ended 31 March 2016	As at 01 April 2015
Atulah Contractors and Constructions Private Limited	12,457,383.00		

Note 12 : CURRENT OTHER FINANCIAL ASSET

Particulars	(Amount in Rupees)		
	As at 31 March 2017	As at 31 March 2016	As at 01 April 2015
Unbilled Revenue			
Total	101,983,358.22	-	-
	101,983,358.22	-	-

Note 13 : OTHER CURRENT ASSETS

Particulars	(Amount in Rupees)		
	As at 31 March 2017	As at 31 March 2016	As at 01 April 2015
(Unsecured considered good unless otherwise stated)			
Advance against goods, services and others			
- Holding Company namely Omaxe Limited			19,776,000.00
- Fellow Subsidiaries Company			1,000,000.00
- Related Parties namely Manik Buildcon Private Limited	550,856,495.00	282,157,906.00	
- Others	55,000,000.00	55,000,000.00	
	751,028,288.62	337,780,859	157,400,852.00
Balance With Government / Statutory Authorities	1,356,884,783.62	674,938,765.39	178,176,852.00
Prepaid Expenses	3,939,779.00	704,006.89	92,909.19
Total	3,648,856.77	4,149,984.61	3,257,261.97
	1,364,473,419.39	679,792,756.89	181,527,023.16

Note - 13.1
Particulars in respect of advances to related Parties :

Name of Company	Nature of Relation	(Amount in Rupees)		
		As at 31 March 2017	As at 31 March 2016	As at 01 April 2015
Atulah Contractors and Constructions Private Limited	Fellow Subsidiary Company	400,135,716.00	281,157,906.00	
Sri Balaji Green Heights Private Limited	Fellow Subsidiary Company	1,000,000.00	1,000,000.00	1,000,000.00
Jagdamba Contractors and Builders Limited	Fellow Subsidiary Company	149,720,779.00		
Total		550,856,495.00	282,157,906.00	1,000,000.00



Note 14 : EQUITY SHARE CAPITAL

Particulars	(Amount in Rupees)		
	As at March 31, 2017	As at March 31, 2016	As at 1 April, 2015
Authorised			
38,000,000 (2016-38,000,000 ; 2015-38,000,000) Equity Shares of Rs.10 Each	380,000,000.00	380,000,000.00	380,000,000.00
Issued, Subscribed & Paid Up	<u>380,000,000.00</u>	<u>380,000,000.00</u>	<u>380,000,000.00</u>
38,000,000 (2016-38,000,000 ; 2015-38,000,000) Equity Shares of Rs.10 Each fully paid up	380,000,000.00	380,000,000.00	380,000,000.00
Total	<u>380,000,000.00</u>	<u>380,000,000.00</u>	<u>380,000,000.00</u>

Note - 14.1

Reconciliation of the shares outstanding at the beginning and at the end of the year

Particulars	As at March 31, 2017		As at March 31, 2016		As at 1 April, 2015	
	Numbers	Amount in Rupees	Numbers	Amount in Rupees	Numbers	Amount in Rupees
Equity Shares of Rs. 10 each fully paid up						
Shares outstanding at the beginning of the year	38,000,000	380,000,000.00	38,000,000	380,000,000.00	38,000,000	380,000,000.00
Shares Issued during the year	-	-	-	-	-	-
Shares bought back during the year	-	-	-	-	-	-
Shares outstanding at the end of the year	<u>38,000,000</u>	<u>380,000,000.00</u>	<u>38,000,000</u>	<u>380,000,000.00</u>	<u>38,000,000</u>	<u>380,000,000.00</u>

Note - 14.2

Terms/rights attached to shares

Equity

The company has only one class of equity shares having a par value of Rs 10/- per share. Each holder of equity shares is entitled to one vote per share. If new equity shares, issued by the company shall be ranked pari-passu with the existing equity shares. The company declares and pays dividend in Indian rupees. The dividend proposed if any by the Board of Directors is subject to the approval of the shareholders in the ensuing Annual General Meeting. In the event of liquidation of the company, the holders of equity shares will be entitled to receive remaining assets of the company, after distribution of all preferential amounts, if any in proportion to the number of equity shares held by the share holders.

Note - 14.3

Shares held by holding company and subsidiaries of holding Company in aggregate

Name of Shareholder	As at March 31, 2017		As at March 31, 2016		As at 1 April, 2015	
	Number of shares held	Amount in Rupees	Number of shares held	Amount in Rupees	Number of shares held	Amount in Rupees
Equity Shares						
Omaxe Limited	28,500,000	285,000,000.00	28,500,000	285,000,000.00	28,500,000	285,000,000.00


Note - 14.4

Detail of shareholders holding more than 5% shares in equity capital of the Company

Name of Shareholder	As at March 31, 2017		As at March 31, 2016		As at 1 April, 2015	
	Number of shares held	% of Holding	Number of shares held	% of Holding	Number of shares held	% of Holding
Omaxe Limited	28,500,000	75.00	28,500,000	75.00	28,500,000	75.00
Parmod Kumar	9,500,000	25.00	9,500,000	25.00	9,500,000	25.00

Note - 14.5

The company has not allotted any fully paid up shares pursuant to contract(s) without payment being received in cash. The company has neither allotted any fully paid up shares by way of bonus shares nor has bought back any class of shares since the date of its incorporation.



Handwritten signatures and initials: 'L', 'Sav', 'HG', 'TNY', 'R'.

Note 15 : LONG TERM BORROWINGS


Particulars	(Amount in Rupees)		
	As at 31 March 2017	As at 31 March 2016	As at 01 April 2015
Secured			
Term Loans			
Term Loans received from Bank	415,997,506.80	368,619,725.98	
Vehicle Loans		1,866,692.84	3,722,378.64
Total	415,997,506.80	370,486,418.82	3,722,378.64

Note - 15.1
Nature of security of long term borrowings are as under:

Particulars	Amount Outstanding			Current Maturities		
	As at 31 March 2017	As at 31 March 2016	As at 01 April 2015	As at 31 March 2017	As at 31 March 2016	As at 01 April 2015
Secured						
Term loan from bank is secured by equitable mortgage of Project property in possession of the company and charge on all current assets of the company, including all types of stocks at site, goods in transit and company's book debts/receivables. Term loan from Bank is further secured by corporate guarantee of holding company and personal guarantee of directors of the holding company.	968,690,210.36	642,487,497.91		552,692,703.56	273,867,771.93	
Vehicle loan are secured by hypothecation of the vehicles purchased there against	1,866,692.84	3,722,378.64	5,406,480.18	1,866,692.84	1,855,685.80	1,684,101.54
Interest Accrued and Due on Borrowings	10,796,327.00	7,110,822.00		10,796,327.00	7,110,822.00	
Total	981,353,230.20	653,320,698.55	5,406,480.18	565,355,723.40	282,834,279.73	1,684,101.54

15.2 The year wise repayment schedule of long term borrowings :

Particulars	outstanding as at 31.03.2017	Years wise repayment schedule (Amount in Rupees)	
		with in 1 year	1 -2 year
Secured			
Term loans			
Banks	968,690,210.36	552,692,703.56	415,997,506.80
Vehicle Loan	1,866,692.84	1,866,692.84	
Interest Accrued and Due on Borrowings	10,796,327.00	10,796,327.00	
Total Long Term Borrowings	981,353,230.20	565,355,723.40	415,997,506.80



Handwritten signatures and initials: P, M, G, S, B

Note 16 : NON CURRENT OTHER FINANCIAL LIABILITIES

Particulars	(Amount in Rupees)		
	As at 31 March 2017	As at 31 March 2016	As at 01 April 2015
Security deposits received	4,122,201.05	2,512,600.00	-
Rebates Payable To Customers	6,777,792.46	-	-
Total	10,899,993.51	2,512,600.00	-

Note - 17 : DEFERRED TAX LIABILITIES - (NET)

The movement on the deferred tax account is as follows:

Particulars	(Amount in Rupees)	
	As at 31 March 2017	As at 31 March 2016
At the beginning of the year	-	(978,096.00)
Charge/ (Credit) to statement of profit and loss (refer note 31)	-	2,164,972.58
Charges/ (Credit) to Other Comprehensive income	-	(117,286.86)
Movement in Mat Credit	-	(380.00)
At the end of the year	-	1,069,209.72

Component of deferred tax (assets)/ liabilities :

Particulars	(Amount in Rupees)		
	As at 31 March 2017	As at 31 March 2016	As at 01 April 2015
Deferred Tax Asset			
Expenses Allowed On Payment Basis	-	2,540,954.72	-
Retirement Benefits	-	(1,056,361.00)	-
Difference between book and tax base of fixed assets	-	(409,177.00)	-
Mat Credit	-	(6,207.00)	-
Total	-	1,069,209.72	-

Note 18 : LONG TERM PROVISIONS

Particulars	(Amount in Rupees)		
	As at 31 March 2017	As at 31 March 2016	As at 01 April 2015
Leave Encashment	990,424.00	528,684.00	307,272.00
Gratuity	1,727,556.00	754,455.00	273,798.00
Total	2,717,980.00	1,283,139.00	581,070.00

Note 19 : SHORT TERM BORROWINGS

Particulars	(Amount in Rupees)		
	As at 31 March 2017	As at 31 March 2016	As at 01 April 2015
Unsecured			
Other Loan from directors (repayable on demand)	500,000.00	6,000,000.00	6,000,000.00
Total	500,000.00	6,000,000.00	6,000,000.00



R

[Handwritten signature]

A4

[Handwritten signature]

[Handwritten signature]

Note 20 : CURRENT TRADE PAYABLES

Particulars	(Amount in Rupees)		
	As at 31 March 2017	As at 31 March 2016	As at 01 April 2015
Deferred Payment Liabilities			
In respect of development & other charges to be paid on deferred credit terms to authorities			115,431,298.00
Other Trade Payables			
- Due to Micro, Small & Medium Enterprises	41,719,064.00	97,691.00	21,691.00
- Fellow Subsidiary Companies	1,593,303.00	6,942,440.00	-
- Others	62,119,145.89	6,348,256.50	16,126,179.00
Total	105,431,512.89	13,388,387.50	131,579,168.00

Note - 20.1

* The information as required to be disclosed under The Micro, Small and Medium Enterprises Development Act, 2006 ("the Act") has been determined to the extent such parties have been identified by the company, on the basis of information and records available.

Particulars	(Amount in Rupees)		
	As at 31 March 2017	As at 31 March 2016	As at 01 April 2015
Principal amount due to suppliers under MSMED Act, 2006	41,719,064.00	97,691.00	21,691.00
Interest accrued and due to supplier under MSMED Act, 2006 on above amount	60,326.00	-	-
Payment made to suppliers (other than interest) beyond appointed day during the year	31,632,417.00	-	309,502.00
Interest paid to suppliers under MSMED Act, 2006	-	-	-
Interest due and payable on payment made to suppliers beyond appointed date during the year	208,701.00	-	7,695.00
Interest accrued and remaining unpaid at the end of the accounting year	228,122.00	7,695.00	7,695.00
Interest charged to statement of profit and loss account during the year for the purpose of disallowance under section 23 of MSMED Act, 2006	220,427.00	-	6,827.00

Note 21 : CURRENT OTHER FINANCIAL LIABILITIES


Particulars	(Amount in Rupees)		
	As at 31 March 2017	As at 31 March 2016	As at 01 April 2015
Current maturities of Long term Borrowings	565,355,723.40	282,834,279.73	1,684,101.54
Interest Accrued But Not Due On Borrowings	12,709.57	25,344.20	36,810.58
Book Overdraft	26,987,230.00	-	-
Employees Payable	2,247,388.00	813,481.00	477,761.00
Interest On Trade Payables	228,122.00	7,695.00	3,925,677.00
Others	132,284.00	57,250.00	56,180.00
Total	594,963,456.97	283,738,049.93	6,180,530.12

Note 22 : OTHER CURRENT LIABILITIES

Particulars	(Amount in Rupees)		
	As at 31 March 2017	As at 31 March 2016	As at 01 April 2015
Statutory Dues Payable	5,689,767.76	3,722,046.45	336,311.90
Advance from customers and others			
From Holding Companies	186,922,253.84	207,478,773.32	173,655,224.00
From Others	1,877,067,585.13	1,638,853,963.97	1,347,896,001.06
Total	2,069,679,606.73	1,850,054,783.74	1,521,887,536.96

Note 23: SHORT TERM PROVISIONS

Particulars	(Amount in Rupees)		
	As at 31 March 2017	As at 31 March 2016	As at 01 April 2015
Leave Encashment	27,493.00	17,169.00	11,043.00
Gratuity	42,220.00	23,889.00	5,862.00
Provision For Income Tax (Net Of Advances)	40,884,262.37	378.00	392.00
Total	40,953,975.37	41,436.00	17,297.00



2

[Handwritten signature]

[Handwritten signature]

[Handwritten signature]

[Handwritten signature]