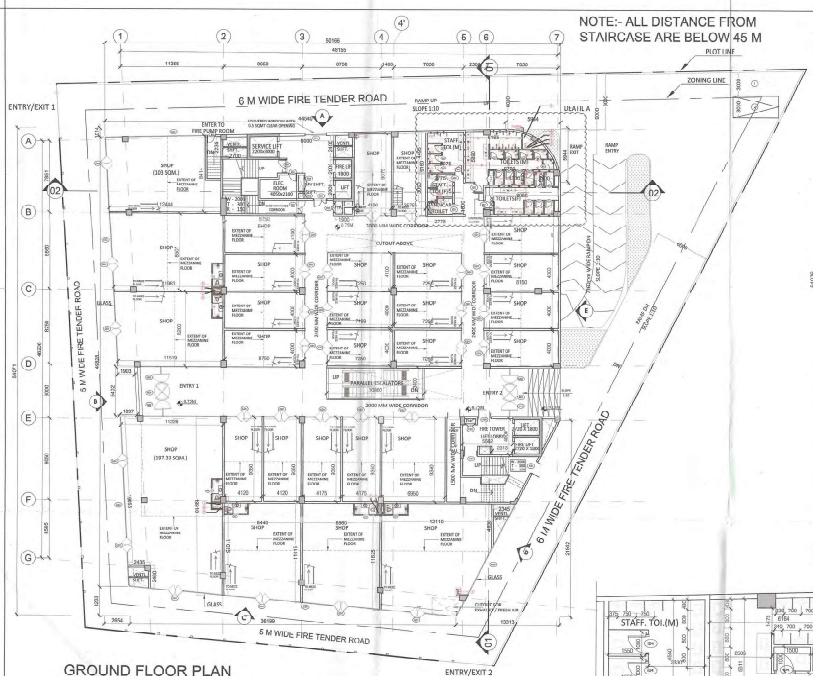

GROUND FLOOR PLAN

SCALE 1:200

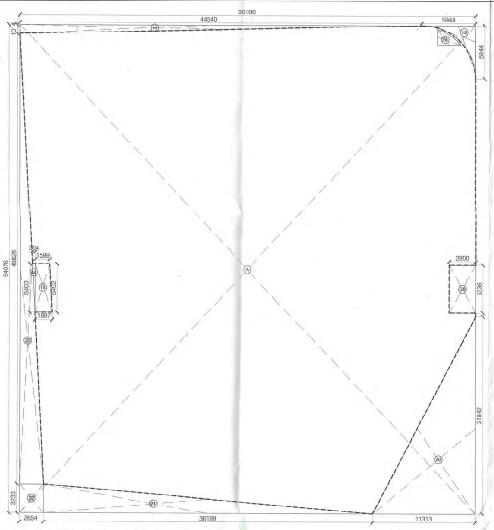

GROUND FLOOR AREA DIAGRAM

SCALE 1:200

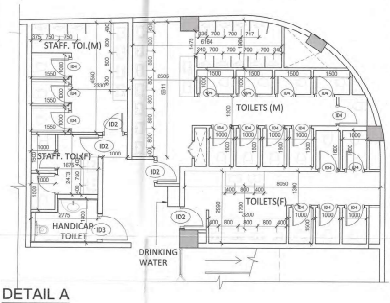

DETAIL A

SCALE 1:75

OPENING SCHEDULE					
Door Schedule					
S. NO.	No.	Rough Opening W/Width	Height	From Fin. Floor Sill	Lintel
Typical floor external door Schedule – Glass Doors					
1	GD1	1700	2950	0	3600/SEAM BOTTOM
2	GD2	900	2400	0	2400
3	RD1	2000	2950	0	3600/SEAM BOTTOM
Typical floor internal Doors Schedule					
1	ID1	2400	2400	0	2400
2	ID2	900	2150	0	2150
3	ID3	1200	2150	0	2150
4	ID4	750	2150	0	2150
Typical floor Fire Door Schedule					
1	FD1	1500	2150	0	2150
2	FD2	1500	2150	0	2150
3	FD3	1300	2150	0	2150
4	FD4	1500	2150	0	2150

OPENING/VENTILATION AREA					
LEGEND	LENGTH (MTS)	WIDTH (MTS)		NO.S	AREAS (M.SQ.)
28	2.9	5.33		1	15.46
AREA (TRIANGLE)					
LEGEND	BASE (MTS)	HEIGHT (MTS)		NO.S	AREAS (M.SQ.)
44	0.95	0.16		1	0.07
AREA (TRAPEZOID)					
LEGEND	BASE1	BASE 2	HEIGHT	NO.S	AREAS (M.SQ.)
18	1.02	1.89	5.40	1	9.42
TOTAL AREA (C)					25.75
TOTAL OPENING AREA (OPENING AREA - C)					2492.34

Window Schedule					
Typical Floor Glazing Schedule					
1	G21	14170	6000	0	-
2	G22	25380	6000	0	-
3	G23	30000	2000	0	-
4	G24	36340	6000	0	-
5	G25	14300	6000	0	-
6	G26	14170	4000	0	-
7	G27	40000	4000	0	-
8	G28	26940	4000	0	-
9	G29	14300	4000	0	-
10	G230	19700	4000	0	-
11	G231	25850	4000	0	-
12	G232	8000	4000	0	-
13	G233	15000	4000	0	-

GROUND FLOOR TOILETS						MEN (3/3rd)							WOMEN (1/3rd)			
	Type	Occupant Load Category	Floor Area (m2)	Occupant load (m2/person)	Population	Males	WC	WB	Urinals	WC	WB	Urinals	Females	WC	WB	WC	WB
Sector 84 Commercial	Retail Building	F: Mercantile	2050	3	683	REQUIRED				PROVIDED			REQUIRED			PROVIDED	
Ground Floor				10% Staff	75	682	9	9	9	9	9	9	335	5	5	5	5
				Total	750	18	3	3	3	3	4	3	25	2	2	2	2
						500	12	12	12	12	13	12	250	7	7	7	8

MEZZANINE FLOOR TOILETS						MEN (3/3rd)							WOMEN (1/3rd)			
	Type	Occupant Load Category	Floor Area (m2)	Occupant load (m2/person)	Population	Males	WC	WB	Urinals	WC	WB	Urinals	Females	WC	WB	WC	WB
Sector 84 Commercial	Retail Building	F: Mercantile	759	6	114	REQUIRED				PROVIDED				REQUIRED		PROVIDED	
Second Floor					76	7	2	2	2	2	3	38	2	1	1	2	2
				10% Staff	13	6	1	1	1	1	1	4	1	1	1	1	1
				Total	117	84	3	3	3	3	3	6	42	5	5	5	5

GROUND FLOOR (AREA CALCULATIONS)					
ADDITION					
AREA (RECTANGLE)					
LEGEND	LENGTH (MTS)	WIDTH (MTS)		NO.S	AREAS (MT.SQ.)
A	50.166	54.076		1	2712.777
TOTAL AREA (A)					2712.777
SUBTRACTIONS					
AREA (RECTANGLE)					
LEGEND	LENGTH (MTS)	WIDTH (MTS)		NO.S	AREAS (MT.SQ.)
22	2.654	3.233		1	8.580
28	2.900	5.336		1	15.474
AREA (TRIANGLE)					
LEGEND	BASE (MTS)	HEIGHT (MTS)		NO.S	AREAS (MT.SQ.)
14	1.014	44.540		1	22.582
20	11.313	21.842		1	123.549
21	36.199	3.233		1	58.516
23	2.654	49.828		1	66.122
44	0.304	5.400		1	0.821
AREA (TRAPEZOID)					
LEGEND	BASE1	BASE 2	HEIGHT	NO.S	AREAS (MT.SQ.)
18	1.999	1.897	5.402	1	9.443
AREA (AS/SHAPE)					
19	AS/SHAPE				2.697
24	AS/SHAPE				7.383
TOTAL AREA (R)					315.167
TOTAL COVERED AREA (A-B)					2397.610

(REFER Clause 4.2.5.1,Table 15 Shopping Malls and Retail Buildings AS PER NBC 2016-PART-08 BUILDING SERVICES)

Authority Signatory

Sanctioned and Valid For 7 Years
Subject to Validity of Licence & Extension Permission
Chairman
Building Plan Committee Controlled Area
Gurgaon Circle, Gurgaon

4

LEGEND FOR PLUMBING

X	150x150mm CUTOUT IN SLAB FOR WC,UT & FT
(1)	1000 SOIL & VENT PIPE
(2)	1000 WASTE & VENT PIPE
(3)	DOMESTIC WATER SUPPLY DOWN TAKE PIPE 40,50 & 65D PIPE
(4)	FLUSHING WATER SUPPLY DOWN TAKE PIPE 32,40,50D & 65D PIPE
(5)	40DDOMESTIC WATER SUPPLY O.H TANK FILLING PIPE
(6)	40DH LUSHING WATER SUPPLY O.H TANK FILLING PIPE
7	110DDUPVC RAIN WATER PIPE FOR MUMTY TERRACE
8	100DDUPVC RAIN WATER PIPE FOR TERRACE
(9)	65DSUPT WATER SUPPLY O.H TANK FILLING PIPE
D.W.S	DOMESTIC WATER SUPPLY
F.W.S	FLUSHING WATER SUPPLY
S.W.S	FLUSHING WATER SUPPLY
	VALVE
FT	FLOOR TRAP
FD	FLOOR DRAIN
COP	CLEAN OUT PLUG
FCO	FLOOR CLEAN OUT

PLUMBING NOTES:-

* W.C TO HORIZONTAL SOIL PIPE 100D SOIL PIPE
* F.T TO HORIZONTAL WASTE PIPE 100D WASTE PIPE
* U.T TO HORIZONTAL SOIL PIPE 100D SOIL PIPE
* FLOOR DRAIN TO FLOOR TRAP 50D WASTE PIPE
* WASH BASIN TO FLOOR TRAP 32D WASTE PIPE
* SINK TO FLOOR TRAP 40D WASTE PIPE

3

N

2

Architects :
ARCOP ASSOCIATES NEW DELHI
A-15 , Pamposh Enclave, Greater Kailash-I, New Delhi-110048

ARCOP

Clients:
SS Group PVT. LTD.

Project Title :
REVISED BUILDING PLAN FOR COMMERCIALBUILDING AREA MEASURING 1 ACRES (4046 SQ.M)FALLING IN SCUBAN(NH-8) COMMERCIAL SITE OUT OF 3.5 ACRES MEASURING 26.938 ACRES ILOCATED NO. 135 OF 2013 DATED 17.12.2013)IN SECTION 84 & 95, GURUGRAM BEING DEVELOPED BY M/S SS GROUP PVT. LTD.
(Formerly Known as North Star Apartment Pvt.Ltd.)

Drawing Title :
GROUND FLOOR
FOR SANCTION

1

Owner | Architect

For SS Group Pvt. Ltd.
Authorised Signatory
Sanjay Singh, Director
Registration No.: CA/2001/0145

Scale	1:200	Drawing No :
Date :	DEC 2022	SS-PLN-GF-05
Drawn By :		
Checked By :		