COMMERCIAL PHASE 2

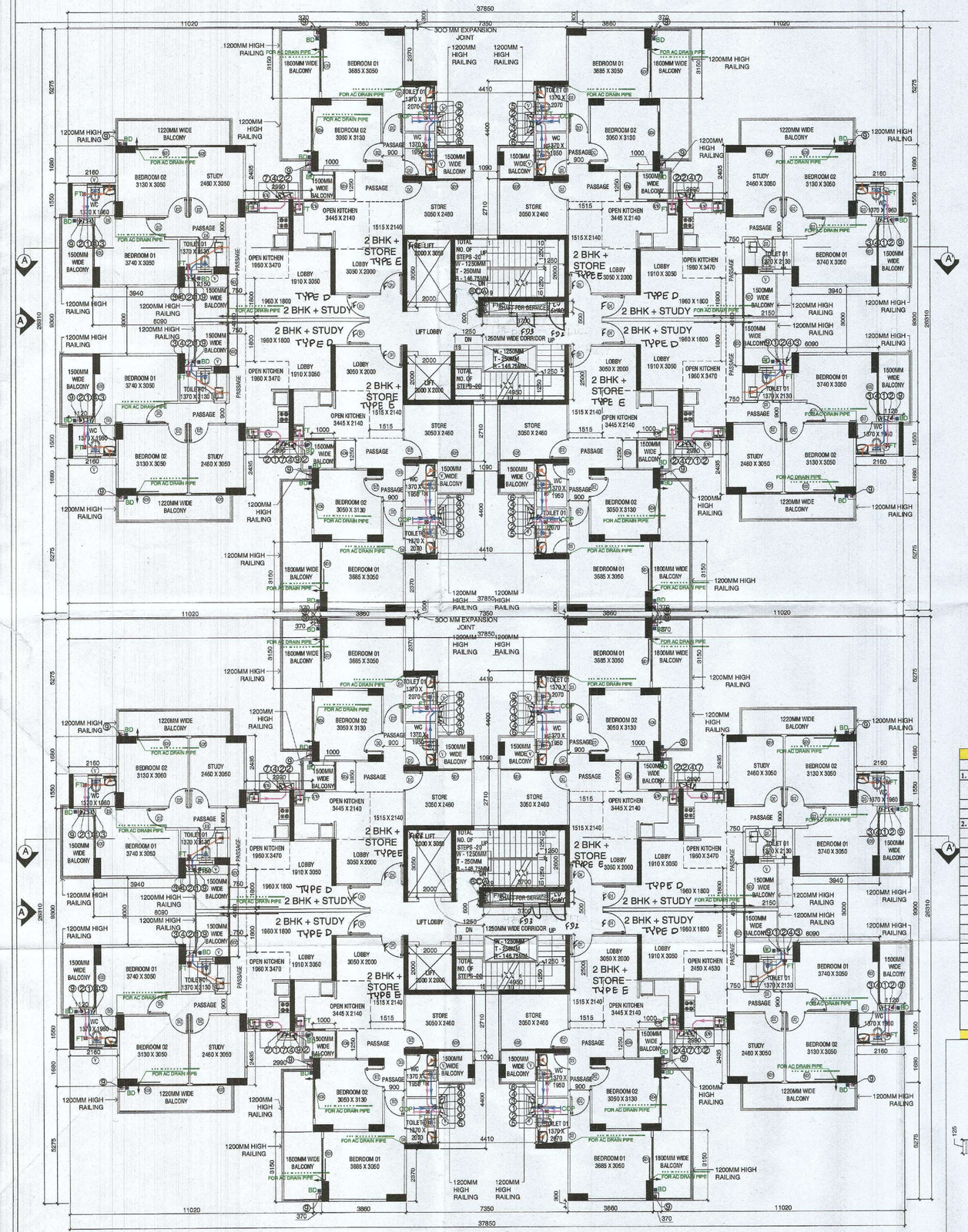

01 TYPICAL FLOOR PLAN (1st to 13th)
Scale:1:100

Building plans have been checked and found in order as per Public Health Services point of view.

EE(W/S) GMDA — EE(Drainage) GMDA — EE(W/S) GMDA — EE(Nodal Officer) Infra-II, GMDA — CE(Infra-II) GMDA

This is a "PROVISIONAL BUILDING PLAN" approved only for the purpose of inviting Objections from the general public

A.T.P (HQ) Member B.P.A.C. — S.T.P (HQ) Member Secretary B.P.A.C. — S.T.P. (G) Member B.P.A.C. — (Dinesh Kumar) PA(HQ) Chairman B.P.A.C. — ATP(HQ) — JD. — P.A. — A.T.P.

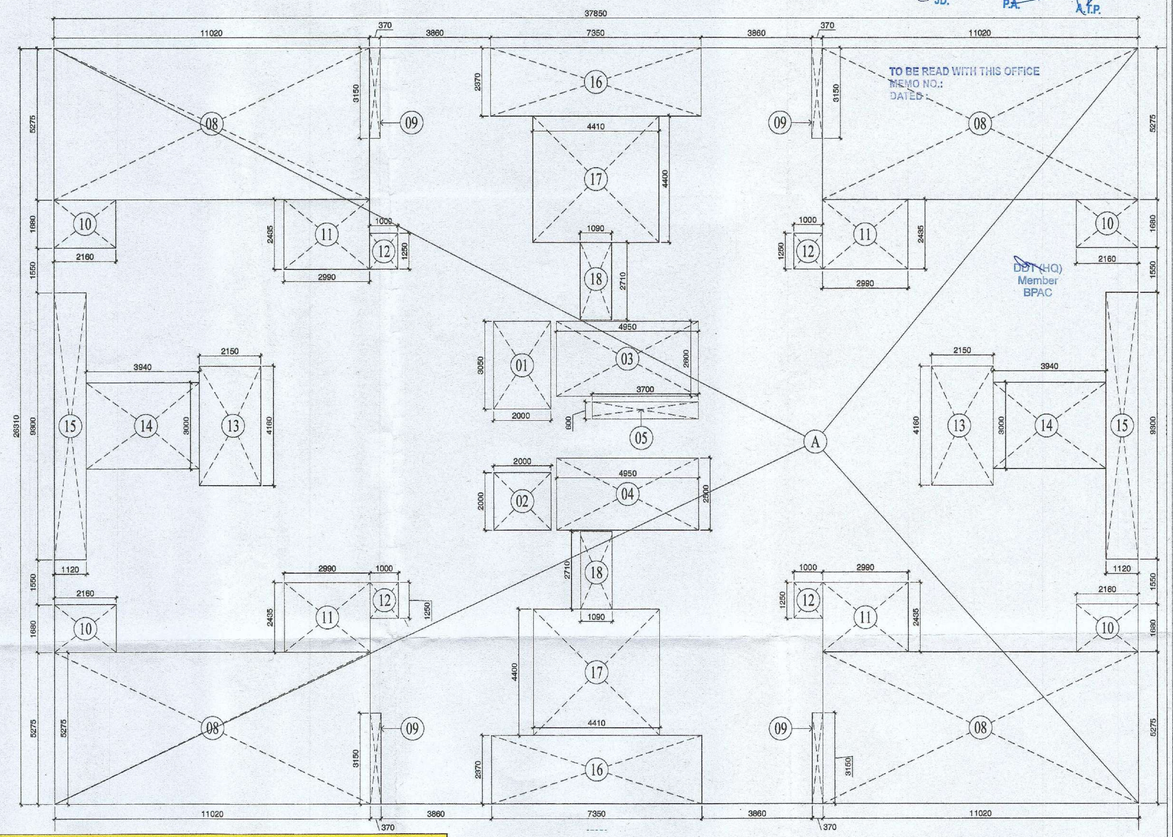

02 TYPICAL FLOOR AREA DIAGRAM TOWER F & G(1st to 13th FLOOR)
Scale:1:100

1st to 13th FLOOR F.A.R. CALCULATION OF TOWER F & G

S.No.	NAME	SHAPE	LENGTH (L)	WIDTH (B)	HEIGHT (H)	FORMULA	AREA	QUANTITY	TOTAL AREA
1. ADDITION – XX									
1	A	Rectangle	37.850	26.310	-	L X B	995.834	1	995.834
							1. TOTAL ADDITION		995.834
2. DEDUCTION - YY									
1	1	Rectangle	2.000	3.050	-	L X B	6.100	1	6.100
2	2	Rectangle	2.000	2.000	-	L X B	4.000	1	4.000
3	3	Rectangle	4.950	2.600	-	L X B	12.870	1	12.870
4	4	Rectangle	4.950	2.500	-	L X B	12.375	1	12.375
5	5	Rectangle	3.700	0.600	-	L X B	2.220	1	2.220
6	8	Rectangle	11.020	5.275	-	L X B	58.131	4	232.522
7	9	Rectangle	0.370	3.150	-	L X B	1.166	4	4.662
8	10	Rectangle	2.160	1.680	-	L X B	3.629	4	14.515
9	11	Rectangle	2.990	2.435	-	L X B	7.281	4	29.125
10	12	Rectangle	1.000	1.250	-	L X B	1.250	4	5.000
11	13	Rectangle	2.150	4.160	-	L X B	8.944	2	17.888
12	14	Rectangle	3.940	3.000	-	L X B	11.820	2	23.640
13	15	Rectangle	1.120	9.300	-	L X B	10.416	2	20.832
14	16	Rectangle	7.350	2.370	-	L X B	17.420	2	34.839
15	17	Rectangle	4.410	4.400	-	L X B	19.404	2	38.808
16	18	Rectangle	1.090	2.710	-	L X B	2.954	2	5.908
							2. TOTAL DEDUCTION		465.302
TOTAL F.A.R. ON TYPICAL FLOOR OF TOWER F & G							ADDITION (XX) - DEDUCTION		SQM.
							530.532		SQM.

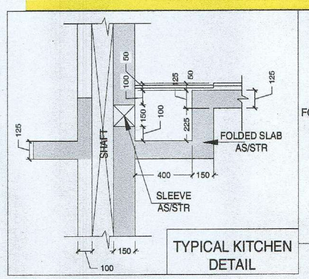

TYPICAL KITCHEN DETAIL

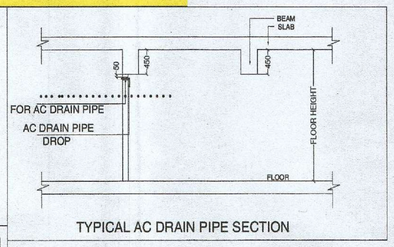

TYPICAL AC DRAIN PIPE SECTION

SCHEDULE OF PIPES	
PIPE NO.	DESCRIPTION
(1)	110 uPVC SOIL PIPE
(2)	110 uPVC WASTE PIPE
(3)	.....
(4)	DOMESTIC WATER SUPPLY PIPE
(5)	FLUSHING WATER SUPPLY PIPE
(6)	110 OD uPVC RAIN WATER PIPE
(7)	DOMESTIC WATER RISER PIPE
(8)	FLUSHING WATER RISER PIPE
(9)	75 OD uPVC RAIN WATER PIPE

PLUMBING NOTE:-

1.	WASH BASIN TO FLOOR TRAP (FT)	.....
2.	FLOOR DRAIN (FD) TO FLOOR TRAP (FT)	.....
3.	110 OD uPVC PIPE USED FOR SOIL & WASTE	
FT	FLOOR TRAP (110 x 110) MM	
FD	FLOOR DRAIN (110 x 63) MM	
MT	MULTY TRAP (110 x 50) MM	
BD	BALCONY DRAIN (110 x 63) MM	

15. FD3 1200x1650 450 2100 ELECTRICAL SHAFT

DOOR WINDOW SCHEDULE

Sn.No.	Type	Opening Size	Cill Level	Lintel Level	Description
01	FD1	1050x2100	00	2100	Entrance Lobby (1Hr FIRE RATED)
02	D2	900x2100	00	2100	Bedroom
03	D3	750x2100	00	2100	Toilet
04	FD	1050x2100	00	2100	Staircase
05	SD1	2250x2100	00	2100	BEDROOM
06	SD2	2005x2100	00	2100	BEDROOM
07	SD3	1950x2100	00	2100	BEDROOM
08	SD4	1800x2100	00	2100	BEDROOM
09	SD5	1560x2100	00	2100	BEDROOM
10	SD6	1250x2100	00	2100	BEDROOM
11	W	1360x1050	1050	2100	BEDROOM
12	KW	900x1050	1050	2100	BEDROOM
13	V	600x600	1500	2100	TOILET

14 FD2 600X1650 450 2100 LV SHAFT (2HR FIRE RATED)

PRINCIPAL ARCHITECT:

DESIGN FORUM INTERNATIONAL

K-47, KAILASH COLONY, NEW DELHI-110048
PHONE NO.: 011-46556600

OWNER'S SIGNATURE — For GLS Infracon Private Limited — Authorised Signatory

ARCHITECT'S SIGNATURE — ANOJ TEVATIA B.Arch. (Hons.) Reg. CA/95/18739

APPROVAL OF REVISED & ADDITIONALLY PROPOSED BUILDING PLANS FOR AFFORDABLE GROUP HOUSING COLONY FOR ON AREA MEASURING 7.5375 ACRE LICENCE NO. 34 OF 2020 DATED 30.10.2020 AND LICENCE NO. 160 OF 2022 DATED 04.10.2022) IN SECTOR-81, GURUGRAM BEING DEVELOPED BY GLS INFRACON PVT. LTD.

DRAWING TITLE:

Tower - F,G Typical Floor Plan , Area Diagrams & Area Chart

SCALE : 1:100, 150

DATE :22-11-2022

SHEET NO. 5