Building plans have been checked and found in order as per Public Health Services point of view.

EE(W/S) GMDA | EE(Drainage) GMDA | EE(Sewer) GMDA | EE(Nodal Officer) Infra-II, GMDA | CE(Infra-II) GMDA

This is a "PROVISIONAL BUILDING PLAN" approved only for the purpose of inviting Objections from the general public

JTP (HQ) Member B.P.A.C. | S.T.P. (HQ) Member Secretary B.P.A.C. | S.T.P. (G) Member B.P.A.C. | C.T.P. (Hr.) Chairman B.P.A.C.

ATP(HQ) (Dinesh Kumar) PA(HQ)

TO BE READ WITH THIS OFFICE MEMO NO.:
DATED :

JD. P.A. A.T.P.

DDT BPAC

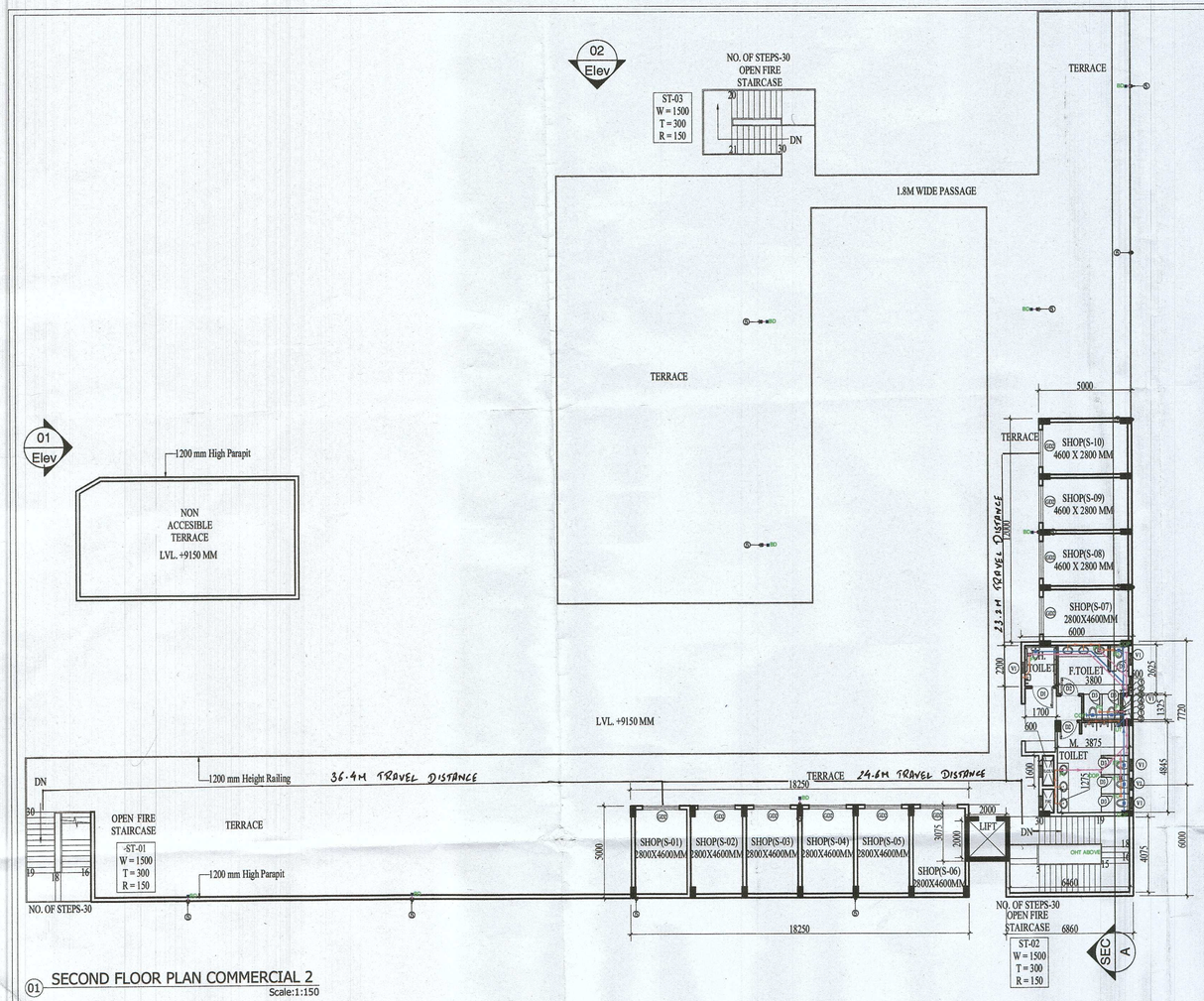

01 SECOND FLOOR PLAN COMMERCIAL 2
Scale:1:150

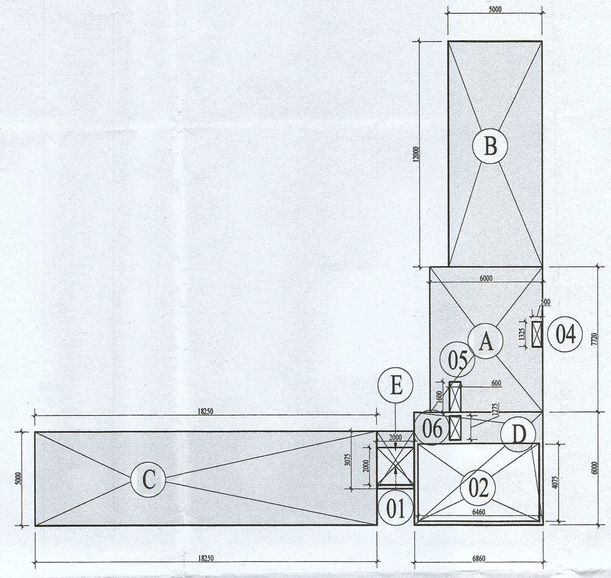

02 SECOND FLOOR AREA DIAGRAM COMMERCIAL 2
Scale:1:150

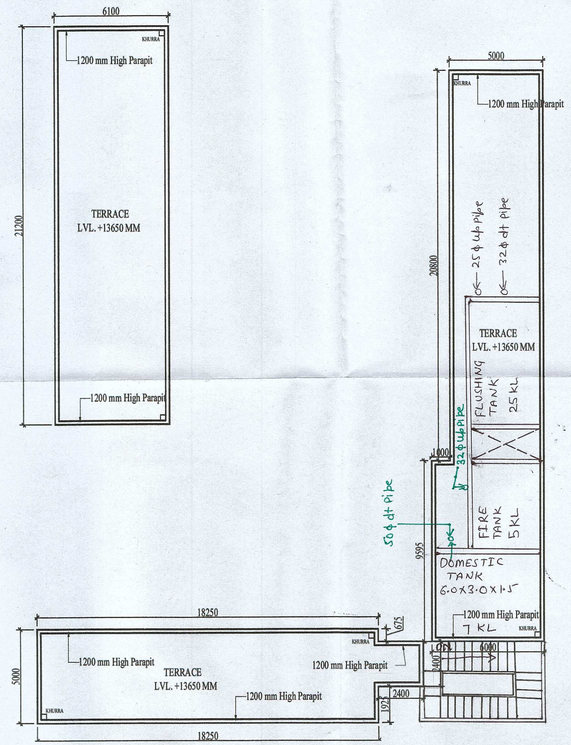

02 TERRACE FLOOR COMMERCIAL 2
Scale:1:150

DOOR WINDOW SCHEDULE

S.No.	Type	Size of Opening	Cill Level	Lintel Level	Description
1	D1	1200 x 2100	00	2100	Handicapped Toilet Entry Door
2	D2	1000 x 2100	00	2100	Toilet Entry Door
3	D3	600 x 2100	00	2100	WC Entry Door
5	GD1	3800 x 2400	00	2400	GLASS DOOR
6	GD2	2000 x 2400	00	2400	GLASS DOOR
7	GD3	2700 x 2400	00	2400	GLASS DOOR
8	GD4	3070 x 2400	00	2400	GLASS DOOR
9	GD5	2815 x 2400	00	2400	GLASS DOOR
11	GD6	2560 x 2400	00	2400	GLASS DOOR
12	GD7	2200 x 2400	00	2400	GLASS DOOR
13	GD8	3675 x 2400	00	2400	GLASS DOOR
14	GD9	3400 x 2400	00	2400	GLASS DOOR
15	GD10	4100 x 2400	00	2400	GLASS DOOR
16	GD11	1900x 2400	00	2400	GLASS DOOR
17	GD12	1800x 2400	00	2400	GLASS DOOR
18	GZ	1240 x 2400	00	2400	GLASS GLAZING
19	V1	600 x 900	1500	2400	TOILET VENTILATOR

SECOND - FAR

S.No.	NAME	SHAPE	LENGTH (L)	WIDTH (B)	HEIGHT (H)	FORMULA	AREA	QUANTITY	TOTAL AREA
1. ADDITION – XX									
1	A	Rectangle	6.000	7.720	-	L X B	46.320	1	46.320
2	B	Rectangle	5.000	12.000	-	L X B	60.000	1	60.000
3	C	Rectangle	5.000	18.250	-	L X B	91.250	1	91.250
4	D	Rectangle	6.860	6.000	-	L X B	41.160	1	41.160
5	E	Rectangle	2.000	3.075	-	L X B	6.150	1	6.150
								1. TOTAL ADDITION	244.880
2. DEDUCTION – YY									
S.No.	NAME	SHAPE	LENGTH (L)	WIDTH (B)	HEIGHT (H)	FORMULA	AREA	QUANTITY	TOTAL AREA
1	1	Rectangle	2.000	2.000	-	L X B	4.000	1	4.000
4	2	Rectangle	6.460	4.075	-	L X B	26.325	1	26.325
5	4	Rectangle	0.500	1.325	-	L X B	0.663	1	0.663
6	5	Rectangle	0.600	1.600	-	L X B	0.960	1	0.960
7	6	Rectangle	0.600	1.275	-	L X B	0.765	1	0.765
								2. TOTAL DEDUCTION	32.712
TOTAL FAR ON SECOND FLOOR (D)						ADDITION (XX) - DEDUCTION (YY)			SQM
						212.168			SQM

NOTE - BUILDING WILL BE SPRINKLERED

SCHEDULE OF PIPES	
PIPE NO.	DESCRIPTION
(1)	110 uPVC SOIL PIPE
(2)	110 uPVC WASTE PIPE
(3)	DOMESTIC WATER SUPPLY PIPE
(4)	FLUSHING WATER SUPPLY PIPE
(5)	110 OD uPVC RAIN WATER PIPE
(6)	DOMESTIC WATER RISER PIPE
(7)	FLUSHING WATER RISER PIPE

PLUMBING NOTE:-	
1.	WASH BASIN TO FLOOR TRAP (FT)
2.	FLOOR DRAIN (FD) TO FLOOR TRAP (FT)
3.	110 OD uPVC PIPE USED FOR SOIL & WASTE
FT	FLOOR TRAP (110 x 110) MM
FD	FLOOR DRAIN (110 x 63) MM
MT	MULTY TRAP (110 x 50) MM
BD	BALCONY DRAIN (110 x 63) MM

LEGEND:-

- SEWER MANHOLE (800x900)mm
- EXTERNAL SEWER MANHOLE 910ø
- 200ø EXTERNAL SEWER PIPE
- CATCH BASIN (CB 600x600)mm
- 150ø STORM WATER LINE
- EXTERNAL STORM MANHOLE 910ø
- 300ø EXTERNAL STORM WATER LINE

PRINCIPAL ARCHITECT:

DESIGN FORUM INTERNATIONAL

K-47, KAILASH COLONY, NEW DELHI-110048
PHONE NO.: 011-46556600

OWNER'S SIGNATURE: For GLS Infracon Private Limited — Authorised Signatory

ARCHITECT'S SIGNATURE: ANOJ TEVATIA B.Arch. (Hons.) CA/95/18739

APPROVAL OF REVISED & ADDITIONALLY PROPOSED BUILDING PLANS FOR AFFORDABLE GROUP HOUSING COLONY FOR ON AREA MEASURING 7.5375 ACRE (LICENCE NO. 34 OF 2020 DATED 30.10.2020 AND LICENCE NO. 160 OF 2022 DATED 04.10.2022) IN SECTOR-81, GURUGRAM BEING DEVELOPED BY GLS INFRACON PVT. LTD.

DRAWING TITLE:
COMMERCIAL 2 Second Floor Plan , Area Diagrams & Area Chart

SCALE : 1:150
DATE :22-11-2022

SHEET NO. 18