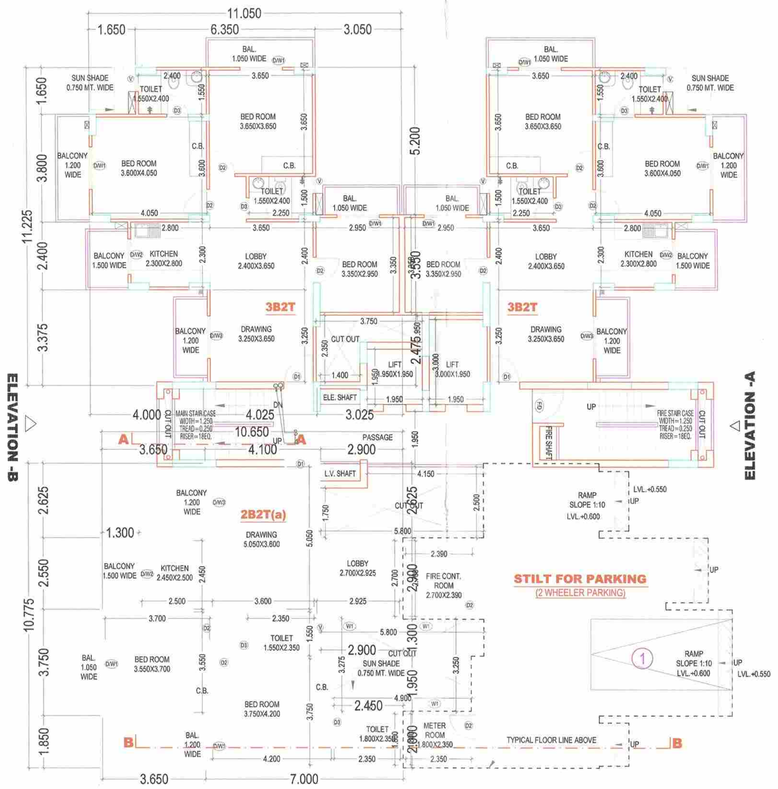

GROUND / STILT FLOOR PLAN

PARKING PROVIDED IN TOWER - H = 01 ECS.
PARKING PROVIDED IN TOWER - K = 01 ECS.
PARKING PROVIDED IN TOWER - L = 01 ECS.
PARKING PROVIDED IN TOWER - N = 01 ECS.
PARKING PROVIDED IN TOWER - P = 01 ECS.
PARKING PROVIDED IN TOWER - S = 01 ECS.
PARKING PROVIDED IN TOWER - H,K,L,N,P&S =06 ECS.

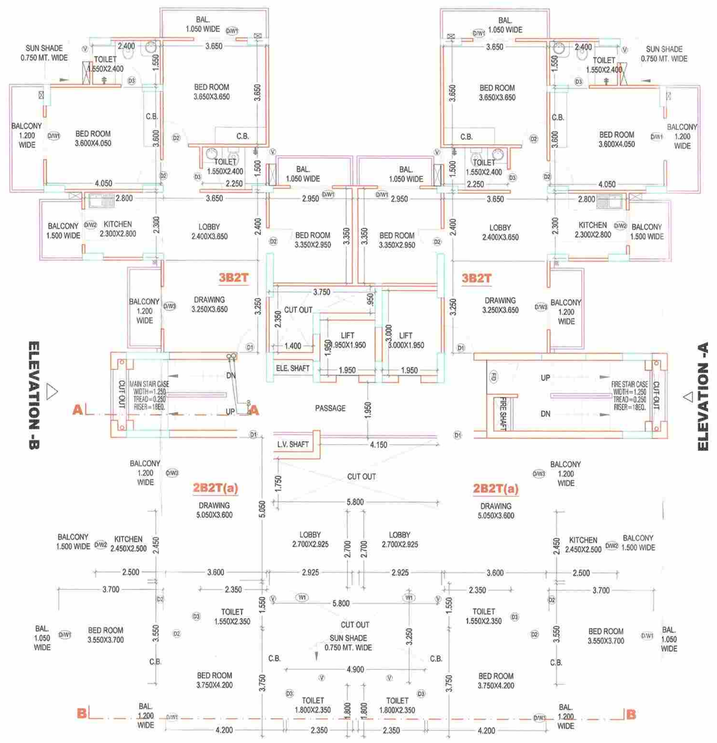

TYPICAL FLOOR PLAN (1ST TO 13TH FLOOR).

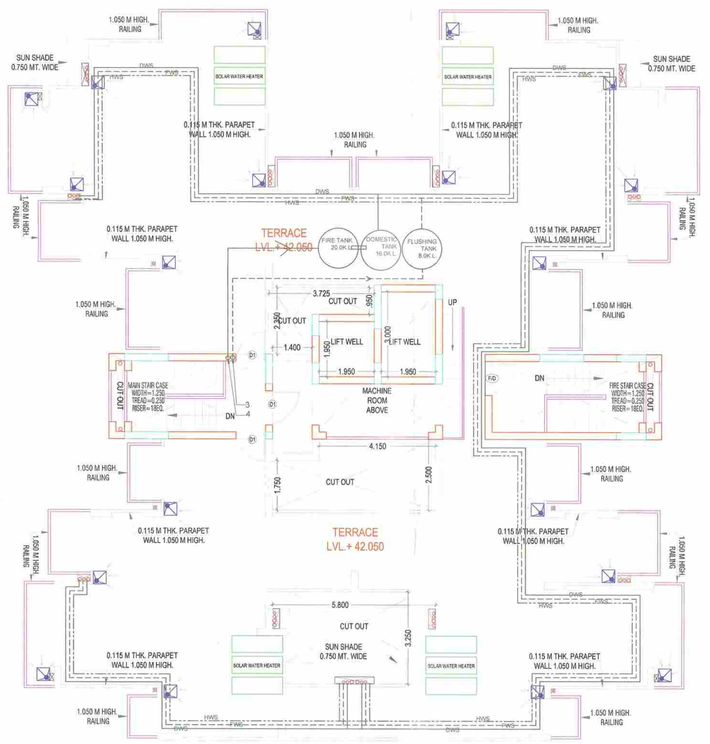

TERRACE PLAN

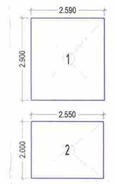

FIRE CONT. & METER ROOM AREA DIAGRAM.

FIRE CONT. & METER ROOM AREA					
SNO.	WIDTH		LENGTH		AREA (SQ.MT.)
1	2.990	x	2.900	=	7.511
2	2.550	x	2.000	=	5.100
TOTAL				=	12.611

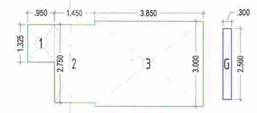

FIRE STAIRCASE AREA CALCULATION

FIRE STAIRCASE AREA					
SNO.	WIDTH		LENGTH		AREA (SQ.MT.)
1	0.950	x	1.325	=	1.259
2	1.450	x	2.750	=	3.988
3	3.850	x	3.000	=	11.550
TOTAL				=	16.796
DEDUCTIONS					
G	0.300	x	2.500	=	0.750
TOTAL DEDUCTIONS				=	0.750
NET AREA					
TOTAL AREA				=	16.796
TOTAL DEDUCTIONS				=	0.750
NET AREA				=	16.046

DOORS & WINDOWS SCHEDULE				
S.NO.	TYPE	SIZE	S.LVL.	L.LVL.
1	D1	0.75x2.100	±0.0	2.100
2	D2	0.900x2.100	±0.0	2.100
3	D3	1.050x2.100	±0.0	2.100
4	DW1	1.800x2.450	±0.0/0.450	2.450
5	DW2	1.500x2.450	±0.0/0.450	2.450
6	DW3	1.580x2.450	±0.0/0.450	2.450
7	DW4	2.010x2.450	±0.0/0.450	2.450
8	W1	1.200x1.400	1.050	2.450
9	W2	0.600x1.550	0.900	2.450
10	W3	1.195x1.550	0.900	2.450
11	W4	1.800x1.550	0.900	2.450
12	W5	1.200x1.550	0.900	2.450
13	W6	1.175x1.550	0.900	2.450
14	V	0.75x1.550	0.900	2.450
15	V1	0.45x1.550	0.900	2.450
16	F/D	1.000x2.100	±0.0	2.450

PLUMBING LEGEND:-

S.NO	DESCRIPTION	
1.	110 OD uPVC SOIL & VENT PIPE	1
2.	110 OD uPVC WASTE & VENT PIPE	2
3.	DOMESTIC WATER RISER PIPE	3
4.	FLUSHING WATER RISER PIPE	4
5.	DOMESTIC WATER SUPPLY D/N TAKE PIPE (GRAVITY)	5
6.	FLUSHING WATER SUPPLY D/N TAKE PIPE	6
7	HOT WATER SUPPLY D/N TAKE PIPE	7
8	110 OD uPVC RAIN WATER FROM TERRACE	8
9	FLOOR TRAP (FT)	FT
10	FLOOR DRAIN (FD)	FD
11	DRAIN POINT (DP)	DP
12	FLOOR CLEAN OUT	FCO
13	WASTE PIPE	
14	SOIL PIPE	
15	DOMESTIC WATER SUPPLY	
16	FLUSHING WATER SUPPLY	
17	HOT WATER SUPPLY	

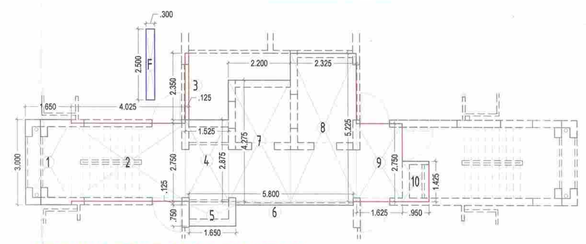

GROUND CORE AREA DIAGRAM

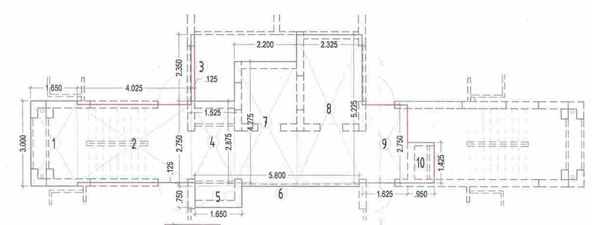

TYPICAL CORE AREA DIAGRAM

GROUND CORE AREA					
TOTAL CORE AREA					
S.NO	WIDTH		LENGTH		AREA (SQMT.)
1	1.650	x	3.000	=	4.950
2	4.025	x	2.750	=	11.069
3	0.125	x	2.350	=	0.294
4	1.525	x	2.875	=	4.384
5	1.650	x	0.750	=	1.238
6	5.800	x	0.125	=	0.725
7	2.200	x	4.275	=	9.405
8	2.325	x	5.225	=	12.148
9	1.625	x	2.750	=	4.469
10	0.950	x	1.425	=	1.354
TOTAL CORE AREA				=	50.035
DEDUCTIONS					
F	0.300	x	2.500	=	0.750
TOTAL DEDUCTIONS				=	0.750
NET GROUND CORE AREA					
TOTAL CORE AREA				=	50.035
TOTAL DEDUCTIONS				=	0.750
NET GROUND CORE AREA				=	49.285

TYPICAL CORE AREA					
TOTAL CORE AREA					
S.NO	WIDTH		LENGTH		AREA (SQMT.)
1	1.650	x	3.000	=	4.950
2	4.025	x	2.750	=	11.069
3	0.125	x	2.350	=	0.294
4	1.525	x	2.875	=	4.384
5	1.650	x	0.750	=	1.238
6	5.800	x	0.125	=	0.725
7	2.200	x	4.275	=	9.405
8	2.325	x	5.225	=	12.148
9	1.625	x	2.750	=	4.469
10	0.950	x	1.425	=	1.354
TOTAL CORE AREA				=	50.035
DEDUCTIONS					
A	1.950	x	3.000	=	5.850
B	1.950	x	1.950	=	3.803
C	0.450	x	1.185	=	0.533
D	1.400	x	0.550	=	0.770
E	1.400	x	0.600	=	0.840
F	0.300	x	2.500	=	0.750
TOTAL DEDUCTIONS				=	12.546
NET TYPICAL CORE AREA					
TOTAL CORE AREA				=	50.035
TOTAL DEDUCTIONS				=	12.546
NET TYPICAL CORE AREA				=	37.489

SANCTIONED

To be read in conjunction with memo No. 15141 Dt. 16/7/14

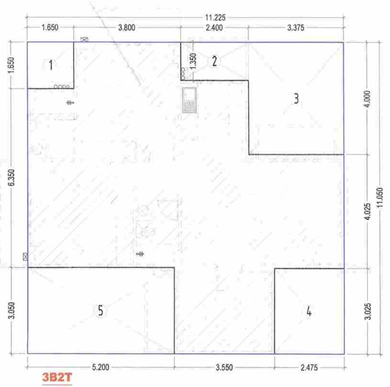

3B2T

3B2T					
UNIT AREA = (11.225 X 11.050) = 124.036					
42.809 (LESS AREA) = 81.227 SQ MT.					
S.NO	WIDTH		LENGTH		LESS AREA (SQ.MT.)
1	1.650	x	1.650	=	2.723
2	2.400	x	1.350	=	3.240
3	3.375	x	4.000	=	13.500
4	2.475	x	3.025	=	7.487
5	5.200	x	3.050	=	15.860
TOTAL AREA				=	42.809

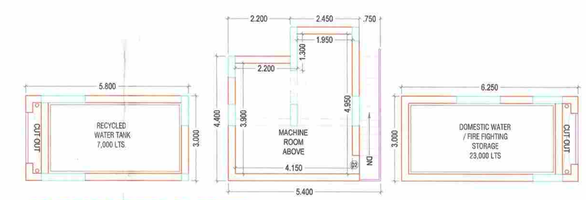

MACHINE ROOM & OVER HEAD WATER TANK

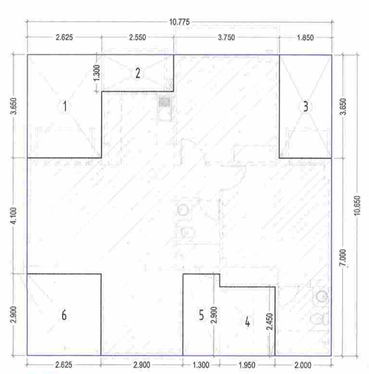

2B2T(a)

2B2T(a)					
UNIT AREA = (10.775 X 10.650) = 114.754					
35.809 (LESS AREA) = 78.945 SQ MT.					
S.NO	WIDTH		LENGTH		LESS AREA (SQ.MT.)
1	2.625	x	3.650	=	9.581
2	2.550	x	1.300	=	3.315
3	1.850	x	3.650	=	6.753
4	1.950	x	2.450	=	4.778
5	1.300	x	2.900	=	3.770
6	2.625	x	2.900	=	7.613
TOTAL AREA				=	35.809

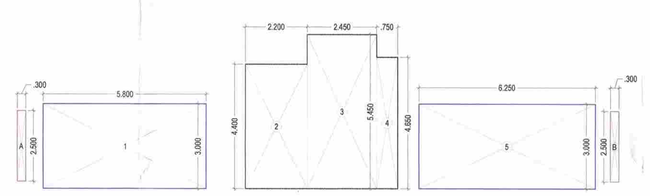

MACHINE ROOM & OVER HEAD WATER TANK AREA DIAGRAM

MACHINE ROOM & MUMTY					
SNO.	WIDTH		LENGTH		AREA (SQ.MT.)
1	5.800	x	3.000	=	17.400
2	2.200	x	4.400	=	9.680
3	2.450	x	5.450	=	13.353
4	0.750	x	4.650	=	3.488
5	6.250	x	3.000	=	18.750
TOTAL				=	62.670
DEDUCTIONS					
A	0.300	x	2.500	=	0.750
B	0.300	x	2.500	=	0.750
TOTAL DEDUCTIONS				=	1.500
NET AREA					
TOTAL AREA				=	62.670
TOTAL DEDUCTIONS				=	1.500
NET AREA				=	61.170

TOWER H / K / L / N / P / S

	2B2T(a)	2B2T(a)	3B2T	3B2T					Circulation / Core area	Fire Control and Meter Room	Total FAR	Ground Coverage	Stilt Area	Fire Staircase	M/R, mumty	Nos. of units
	1	2	3	4	5	6	7	8	9	10	11	12	13	14	15	16
												11+13+14				
Area details	78.945	78.945	81.227	81.227					49.285	12.611		385.675	68.616	16.046	61.170	
Ground/Stilt Floor	78.945	78.945	81.227						49.285	12.611	301.013	385.675	68.616	16.046		3
First Floor	78.945	78.945	81.227	81.227					37.489		357.833			16.046		4
Second Floor	78.945	78.945	81.227	81.227					37.489		357.833			16.046		4
Third Floor	78.945	78.945	81.227	81.227					37.489		357.833			16.046		4
Fourth Floor	78.945	78.945	81.227	81.227					37.489		357.833			16.046		4
Fifth Floor	78.945	78.945	81.227	81.227					37.489		357.833			16.046		4
Sixth Floor	78.945	78.945	81.227	81.227					37.489		357.833			16.046		4
Seventh Floor	78.945	78.945	81.227	81.227					37.489		357.833			16.046		4
Eighth Floor	78.945	78.945	81.227	81.227					37.489		357.833			16.046		4
Ninth Floor	78.945	78.945	81.227	81.227					37.489		357.833			16.046		4
Tenth Floor	78.945	78.945	81.227	81.227					37.489		357.833			16.046		4
Eleventh Floor	78.945	78.945	81.227	81.227					37.489		357.833			16.046		4
Twelfth Floor	78.945	78.945	81.227	81.227					37.489		357.833			16.046		4
Thirteenth Floor	78.945	78.945	81.227	81.227					37.489		357.833			16.046		4
M/R, mumty															61.170	
Total											4952.842	385.675	68.616	224.644	61.170	55

(TOWER - H, K, L, N, P & S) S-09

GROUND/STILT, TYPICAL & TERRACE FLOOR PLAN & AREA CHART

Checked and found ok for Public Health (Internal) Services only subject to comments in forwarding letter No. SE(HQ) 22 Dt. 15/10/14
Superintending Engineer (HQ) HUDA, Panchkula

PROJECT TITLE :
REVISED BUILDING PLAN OF GROUP HOUSING SCHEME MEASURING 13.237 ACRES (LICENCENO.13 OF 2013 DATED 18.03.2013) IN SEC-22,DHARUHERA BEING DEVELOPED BY S.K.G. BUILDCONPVT.LTD. AND AMBITION COLONIZER PVT. LTD.
IN COLLABORATION WITH DWARKADHIS PROJECTS PVT. LTD.

DRAWING TITLE:-
GROUND/STILT, TYPICAL & TERRACE FLOOR PLAN & AREA CHART (TOWER - H, K, L, N, P & S) (GROUND / Stilt +13)

DRG NO. S-09

SCALE	1:100
DATE	20140422
DEALT	
JOB NO.	\\Comp1\E\Desktop\DWARKADHIS-8\20130311_SUBMISSION\20140401-Submission\20140404_CLUSTERS

DEEPAK MEHTA & ASSOCIATES
ARCHITECTS, PLANNERS, VALUERS, LANDSCAPE & INTERIORS
PLOT NO. 16 ABHISHEK PLAZA L.S.C. MAYUR VIHAR PH II DELHI 91
PH: 65272180 TELEFAX: 22770180

V. Jain

Architect Deepak Mehta
COA/97/10240
Plot No. 16 Abhishek Plaza LSC
Mayur Vihar Ph-II, Delhi-91

ARCHITECT'S SIGN

D.T.P. (HQ) Member Secretary B.P.C. | STP. (G) Member B.P.C. | C.T.P. (Hr.) Chairman B.P.C.

KD JD SD PA ATP

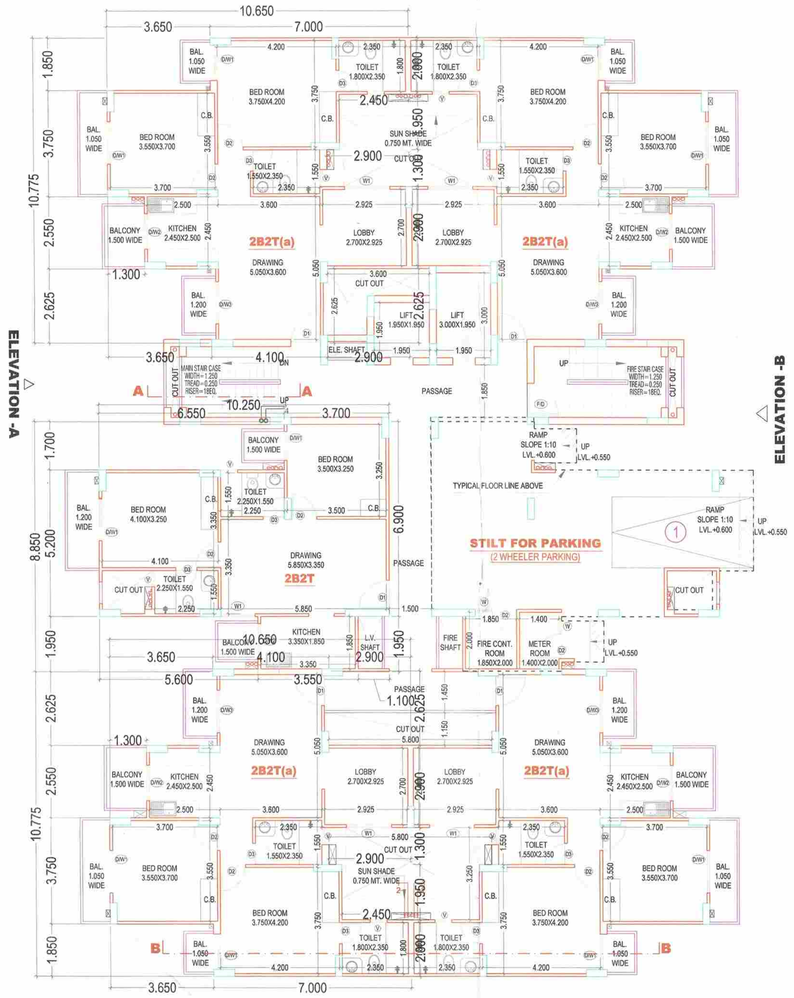

GROUND / STILT FLOOR PLAN

PARKING PROVIDED IN TOWER - J = 01 ECS.
PARKING PROVIDED IN TOWER - R = 01 ECS.
PARKING PROVIDED IN TOWER - J&R = 02 ECS.

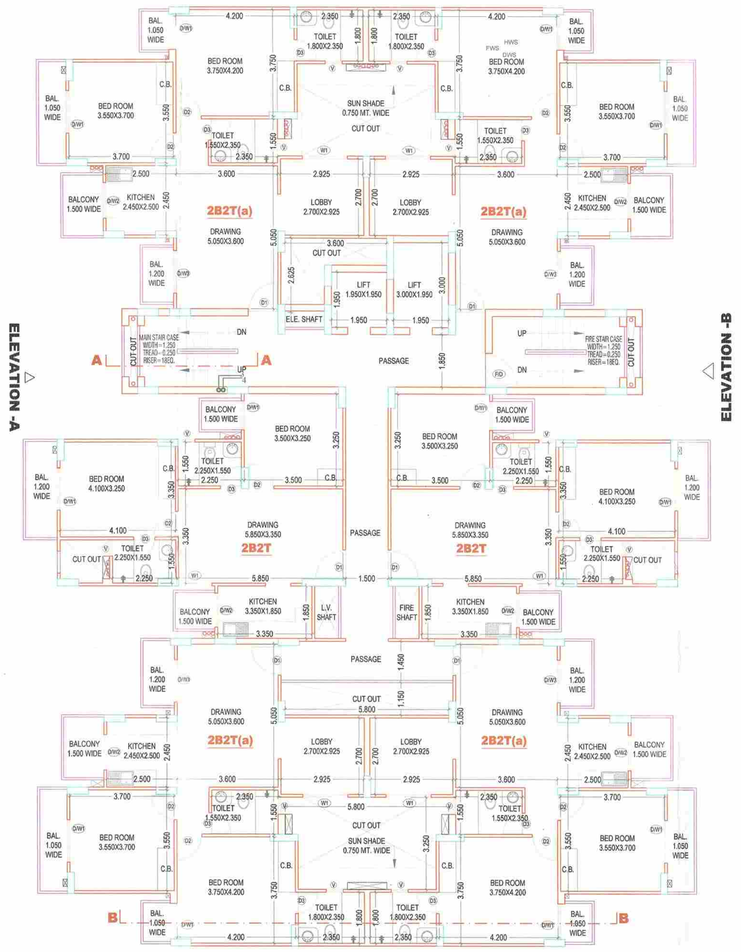

TYPICAL FLOOR PLAN (1ST TO 13TH FLOOR).

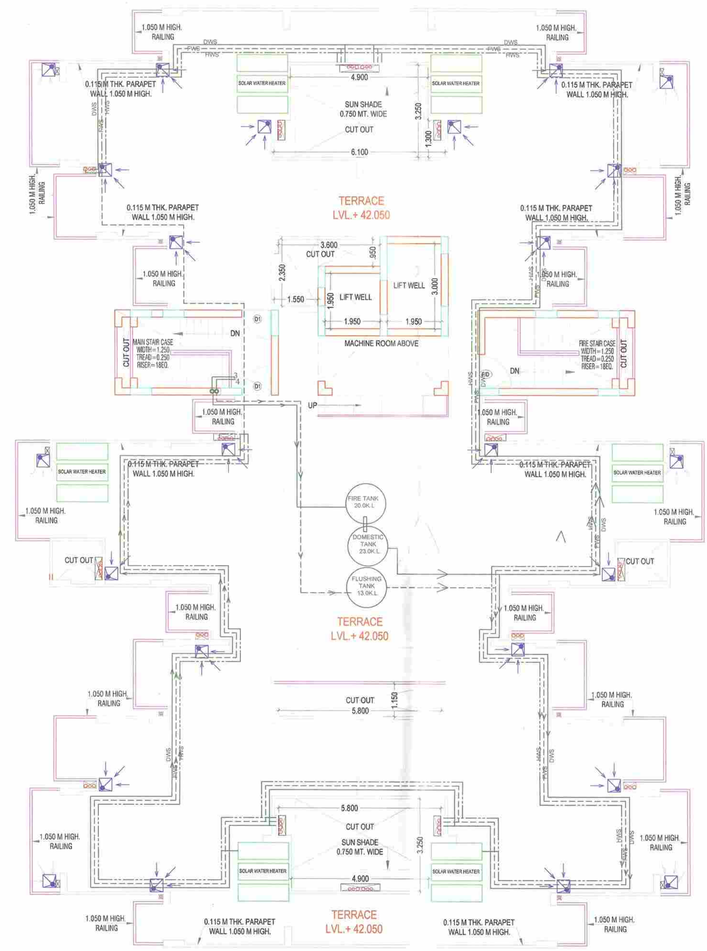

TERRACE PLAN

FIRE CONT. & METER ROOM AREA DIAGRAM.

FIRE CONT. & METER ROOM AREA					
S.NO.	WIDTH		LENGTH		AREA (SQ.MT.)
1	3.550	x	2.200	=	7.810
TOTAL				=	7.810

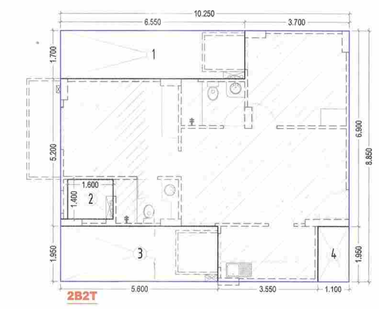

2B2T					
UNIT AREA = (10.250 X 8.850) = 90.713 - 26.440 (LESS AREA) = 64.273 SQ MT.					
S.NO	WIDTH		LENGTH		LESS AREA (SQ.MT.)
1	6.550	x	1.700	=	11.135
2	1.600	x	1.400	=	2.240
3	5.600	x	1.950	=	10.920
4	1.100	x	1.950	=	2.145
TOTAL AREA				=	26.440

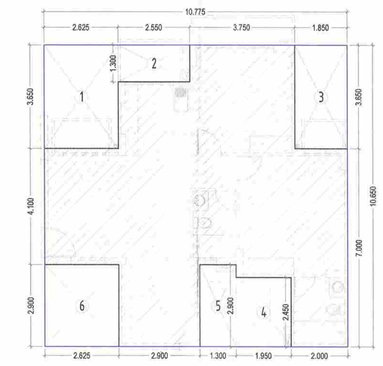

2B2T(a)					
UNIT AREA = (10.775 X 10.650) = 114.754 35.809 (LESS AREA) = 78.945 SQ MT.					
S.NO	WIDTH		LENGTH		LESS AREA (SQ.MT.)
1	2.625	x	3.650	=	9.581
2	2.550	x	1.300	=	3.315
3	1.850	x	3.650	=	6.753
4	1.950	x	2.450	=	4.778
5	1.300	x	2.900	=	3.770
6	2.625	x	2.900	=	7.613
TOTAL AREA				=	35.809

(TOWER - J & R) S-10

GROUND/STILT, TYPICAL & TERRACE FLOOR PLAN & AREA CHART

DOORS & WINDOWS SCHEDULE				
S.NO.	TYPE	SIZE	S.LVL.	L.LVL.
1	D1	0.75x2.100	±0.0	2.100
2	D2	0.900x2.100	±0.0	2.100
3	D3	1.050x2.100	±0.0	2.100
4	DW1	1.800x2.450	±0.0/0.450	2.450
5	DW2	1.500x2.450	±0.0/0.450	2.450
6	DW3	1.580x2.450	±0.0/0.450	2.450
7	DW4	2.010x2.450	±0.0/0.450	2.450
8	W1	1.200x1.400	1.050	2.450
9	W2	0.600x1.550	0.900	2.450
10	W3	1.195x1.550	0.900	2.450
11	W4	1.800x1.550	0.900	2.450
12	W5	1.200x1.550	0.900	2.450
13	W6	1.175x1.550	0.900	2.450
14	V	0.75x1.550	0.900	2.450
15	V1	0.45x1.550	0.900	2.450
16	F/D	1.000x2.100	±0.0	2.450

PLUMBING LEGEND:-

S.NO	DESCRIPTION	
1.	110 OD uPVC SOIL & VENT PIPE	1
2.	110 OD uPVC WASTE & VENT PIPE	2
3.	DOMESTIC WATER RISER PIPE	3
4.	FLUSHING WATER RISER PIPE	4
5.	DOMESTIC WATER SUPPLY D/N TAKE PIPE (GRAVITY)	5
6.	FLUSHING WATER SUPPLY D/N TAKE PIPE	6
7	HOT WATER SUPPLY D/N TAKE PIPE	7
8	110 OD uPVC RAIN WATER FROM TERRACE	8
9	FLOOR TRAP (FT)	FT
10	FLOOR DRAIN (FD)	FD
11	DRAIN POINT (DP)	DP
12	FLOOR CLEAN OUT	FCO
13	WASTE PIPE	
14	SOIL PIPE	
15	DOMESTIC WATER SUPPLY	
16	FLUSHING WATER SUPPLY	
17	HOT WATER SUPPLY	

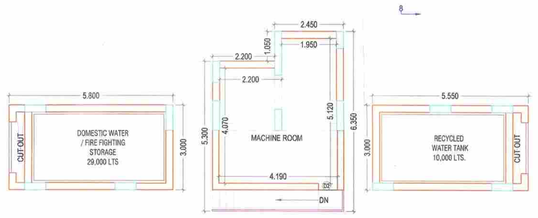

MACHINE ROOM & OVER HEAD WATER TANK

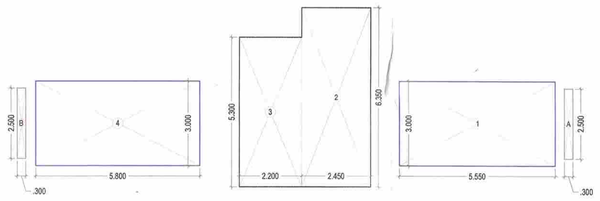

MACHINE ROOM & OVER HEAD WATER TANK AREA DIAGRAM

MACHINE ROOM & MUMTY					
S.NO.	WIDTH		LENGTH		AREA (SQ MT.)
1	5.550	x	3.000	=	16.650
2	2.450	x	6.350	=	15.558
3	2.200	x	5.300	=	11.660
4	5.800	x	3.000	=	17.400
TOTAL				=	61.268
DEDUCTIONS					
A	0.300	x	2.500	=	0.750
B	0.300	x	2.500	=	0.750
TOTAL DEDUCTIONS				=	1.500
NET AREA					
TOTAL AREA				=	61.268
TOTAL DEDUCTIONS				=	1.500
NET AREA				=	59.768

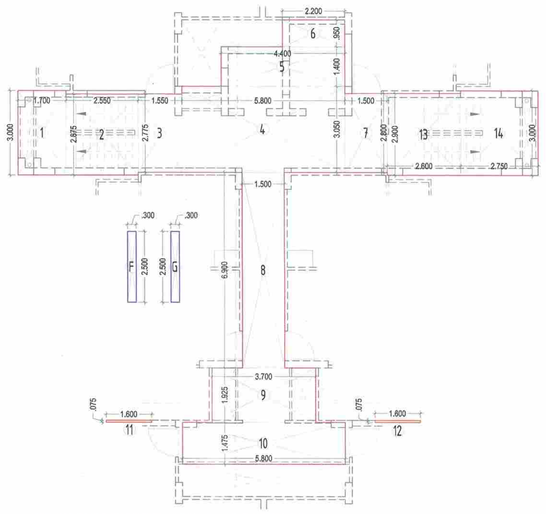

GROUND CORE AREA DIAGRAM

GROUND CORE AREA					
TOTAL CORE AREA					
S.NO	WIDTH		LENGTH		AREA (SQMT.)
1	1.700	x	3.000	=	5.100
2	2.550	x	2.875	=	7.331
3	1.550	x	2.775	=	4.301
4	5.800	x	3.050	=	17.690
5	4.400	x	1.400	=	6.160
6	2.200	x	0.950	=	2.090
7	1.500	x	2.800	=	4.200
8	1.500	x	6.900	=	10.350
9	3.700	x	1.925	=	7.123
10	5.800	x	1.475	=	8.555
11	1.600	x	0.075	=	0.120
12	1.600	x	0.075	=	0.120
13	2.600	x	2.900	=	7.540
14	2.750	x	3.000	=	8.250
TOTAL CORE AREA				=	88.930
DEDUCTIONS					
F	0.300	X	2.500	=	0.750
G	0.300	X	2.500	=	0.750
TOTAL DEDUCTIONS				=	1.500
NET GROUND CORE AREA					
TOTAL CORE AREA				=	88.930
TOTAL DEDUCTIONS				=	1.500
NET GROUND CORE AREA				=	87.430

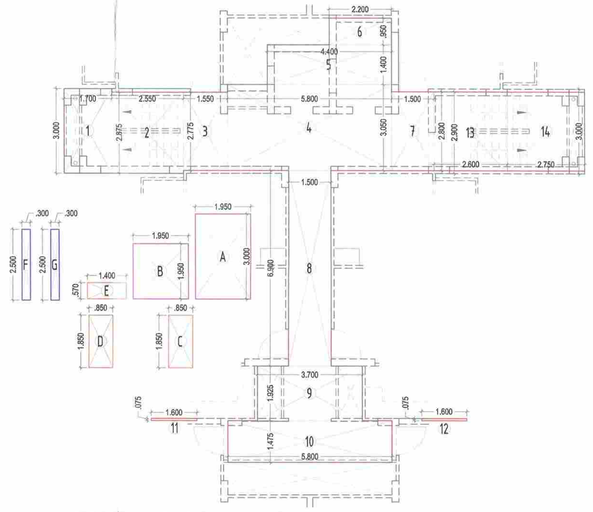

TYPICAL CORE AREA DIAGRAM

TYPICAL CORE AREA					
TOTAL CORE AREA					
S.NO	WIDTH		LENGTH		AREA (SQMT.)
1	1.700	x	3.000	=	5.100
2	2.550	x	2.875	=	7.331
3	1.550	x	2.775	=	4.301
4	5.800	x	3.050	=	17.690
5	4.400	x	1.400	=	6.160
6	2.200	x	0.950	=	2.090
7	1.500	x	2.800	=	4.200
8	1.500	x	6.500	=	10.350
9	3.700	x	1.925	=	7.123
10	5.800	x	1.475	=	8.555
11	1.600	x	0.075	=	0.120
12	1.600	x	0.075	=	0.120
13	2.600	x	2.900	=	7.540
14	2.750	x	3.000	=	8.250
TOTAL CORE AREA				=	88.930
DEDUCTIONS					
A	1.950	x	3.000	=	5.850
B	1.950	x	1.950	=	3.803
C	0.850	x	1.850	=	1.573
D	0.850	x	1.850	=	1.573
E	1.400	x	0.570	=	0.798
F	0.300	x	2.500	=	0.750
G	0.300	X	2.500	=	0.750
TOTAL DEDUCTIONS				=	15.096
NET TYPICAL CORE AREA					
TOTAL CORE AREA				=	88.930
TOTAL DEDUCTIONS				=	15.096
NET TYPICAL CORE AREA				=	73.835

TOWER J / R

	2B2T	2B2T	2B2T (a)	2B2T (a)	2B2T (a)	2B2T (a)			Circulation / Core area	Fire Control and Meter Room	Total FAR	Ground Coverage	Stilt Area		M/R, mumty	Nos. of units
	1	2	3	4	5	6	7	8	9	10	11	12	13	14	15	16
												11+13+14				
Area details	64.273	64.273	78.945	78.945	78.945	78.945			87.430	7.810		531.756	56.463		59.768	
Ground/Stilt Floor		64.273	78.945	78.945	78.945	78.945			87.430	7.810	475.293	531.756	56.463			5
First Floor	64.273	64.273	78.945	78.945	78.945	78.945			73.835		518.161					6
Second Floor	64.273	64.273	78.945	78.945	78.945	78.945			73.835		518.161					6
Third Floor	64.273	64.273	78.945	78.945	78.945	78.945			73.835		518.161					6
Fourth Floor	64.273	64.273	78.945	78.945	78.945	78.945			73.835		518.161					6
Fifth Floor	64.273	64.273	78.945	78.945	78.945	78.945			73.835		518.161					6
Sixth Floor	64.273	64.273	78.945	78.945	78.945	78.945			73.835		518.161					6
Seventh Floor	64.273	64.273	78.945	78.945	78.945	78.945			73.835		518.161					6
Eighth Floor	64.273	64.273	78.945	78.945	78.945	78.945			73.835		518.161					6
Ninth Floor	64.273	64.273	78.945	78.945	78.945	78.945			73.835		518.161					6
Tenth Floor	64.273	64.273	78.945	78.945	78.945	78.945			73.835		518.161					6
Eleventh Floor	64.273	64.273	78.945	78.945	78.945	78.945			73.835		518.161					6
Twelfth Floor	64.273	64.273	78.945	78.945	78.945	78.945			73.835		518.161					6
Thirteenth Floor	64.273	64.273	78.945	78.945	78.945	78.945			73.835		518.161					6
M/R, mumty															59.768	
Total											7211.386	531.756	56.463	0.000	59.768	83

Checked and found in order for Public Health Engineering Department water supply and sewerage in accordance with the approved plan vide memo No. 83 dt. 14/5/14
Superintending Engineer (HQ)
HSVDA, Panchkula

PROJECT TITLE :
REVISED BUILDING PLAN OF GROUP HOUSING SCHEME MEASURING 13.237 ACRES (LICENCENO.13 OF 2013 DATED 18.03.2013) IN SEC-22,DHARUHERA BEING DEVELOPED BY S.K.G. BUILDCONPVT.LTD. AND AMBITION COLONIZER PVT. LTD.
IN COLLABORATION WITH DWARKADHIS PROJECTS PVT. LTD.

DRAWING TITLE:-
GROUND/STILT, TYPICAL & TERRACE FLOOR PLAN & AREA CHART (TOWER - J & R) (GROUND / Stilt +13)

S-10
DRG NO.

SCALE	1:100
DATE	20140422
DEALT	
JOB NO.	1\Comp11\E\Desktop\DWARKADHIS-IR20130311_SUBMISSION\ 20140401-Submission\20140404_CLUSTERS

DEEPAK MEHTA & ASSOCIATES
ARCHITECTS, PLANNERS, VALUERS, LANDSCAPE & INTERIORS
PLOT NO. 16 ABHISHEK PLAZA L.S.C. MAYUR VIHAR PH II DELHI 91
PH: 65272180 TELEFAX: 22770180

V. Jain

Architect Deepak Mehta
COA/87/10840
Plot No. 16 Abhishek Plaza LSC
Mayur Vihar Ph-II, Delhi-91
ARCHITECT'S SIGN

SANCTIONED
To be read in conjunction with memo No. 15194 Dtd. 14/7/14

D.T.P. (HQ) Member Secretary B.P.C.	S.T.P. (G) Member B.P.C.	C.T.P. (HQ) Chairman B.P.C.
AD	JD	BD / IPA / ATP

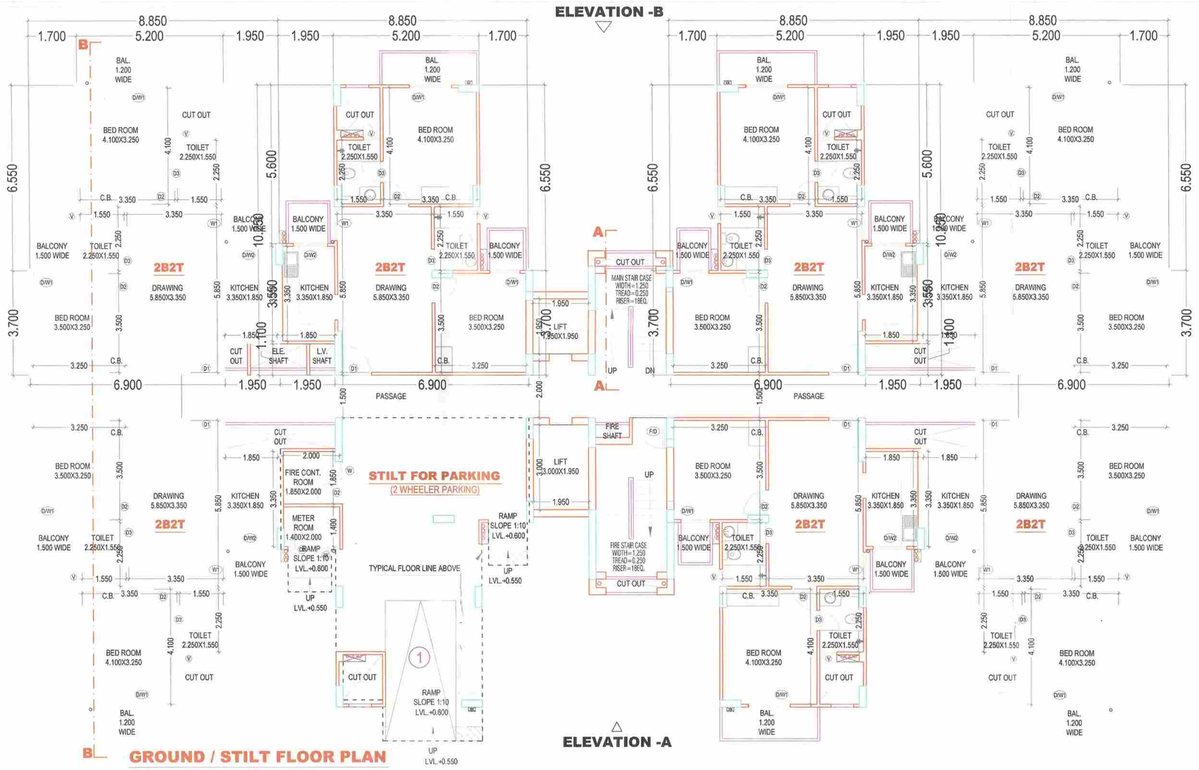

GROUND / STILT FLOOR PLAN

PARKING PROVIDED IN TOWER - M = 01 ECS.

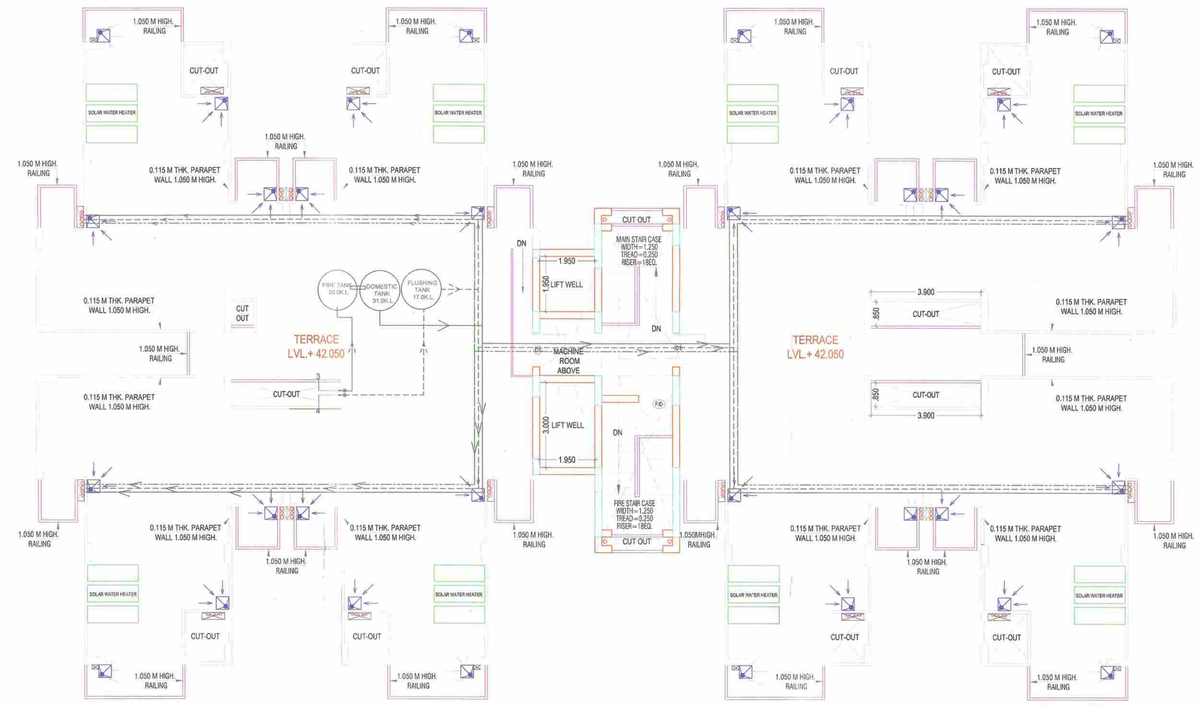

TERRACE PLAN

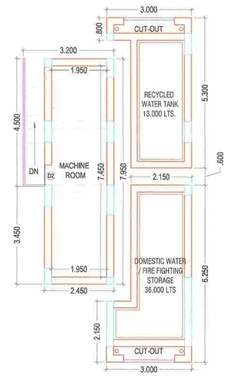

MACHINE ROOM & OVER HEAD WATER TANK

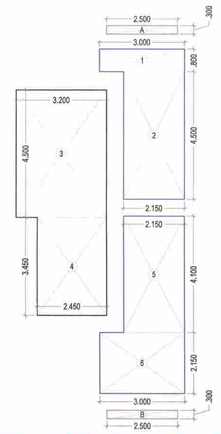

MACHINE ROOM & OVER HEAD WATER TANK AREA DIAGRAM

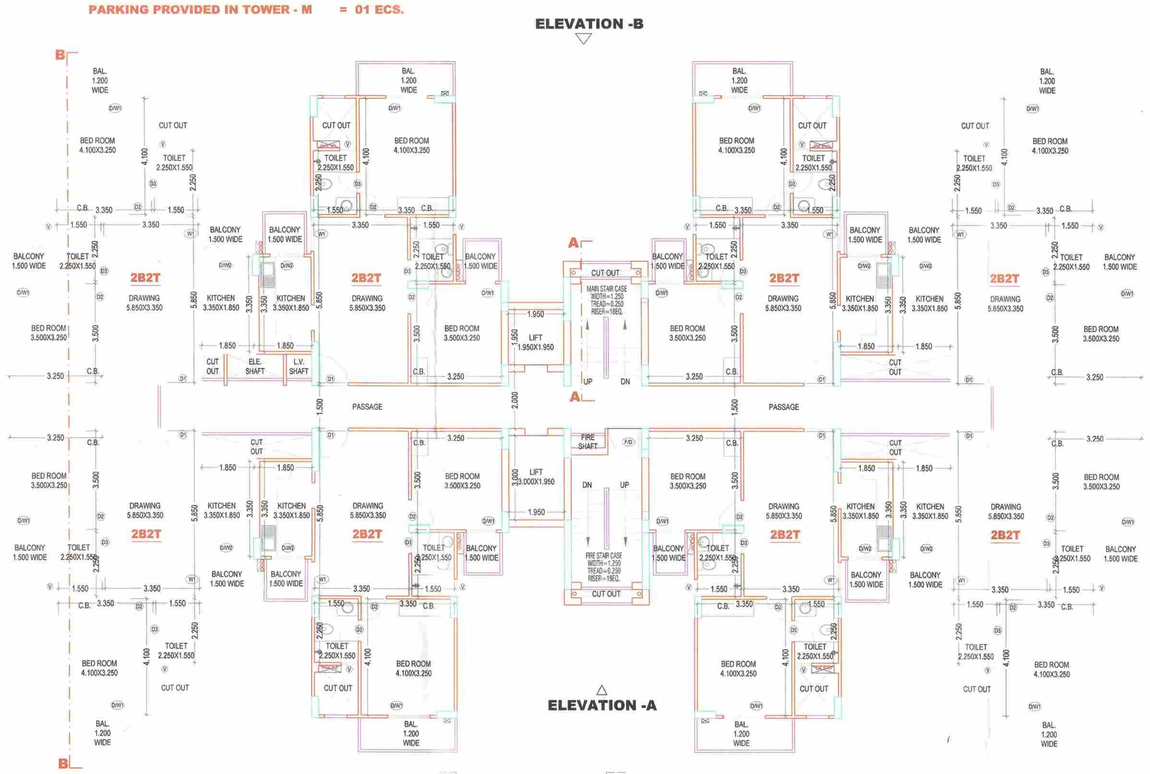

TYPICAL FLOOR PLAN (1ST TO 13TH FLOOR).

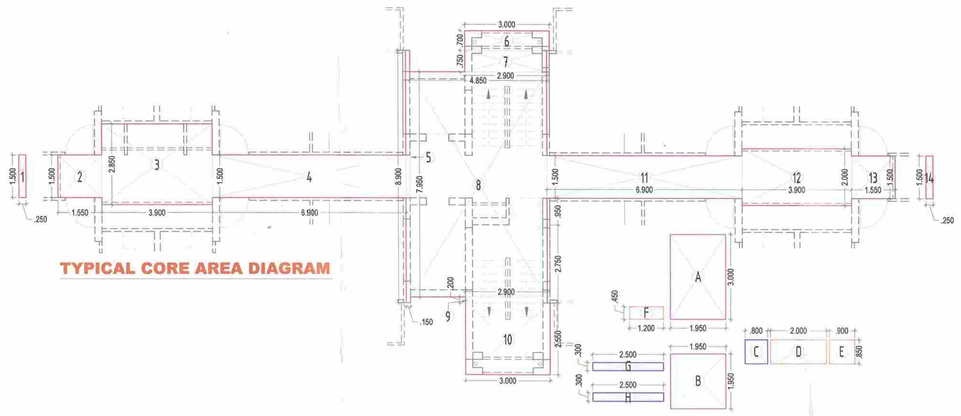

TYPICAL CORE AREA DIAGRAM

TYPICAL CORE AREA					
TOTAL CORE AREA					
S.NO	WIDTH		LENGTH		AREA (SQMT.)
1	1.500	x	0.250	=	0.375
2	1.500	x	1.550	=	2.325
3	2.850	x	3.900	=	11.115
4	1.500	x	6.900	=	10.350
5	8.900	x	0.150	=	1.335
6	3.000	x	0.700	=	2.100
7	2.900	x	0.250	=	2.175
8	4.850	x	7.950	=	38.558
9	2.900	x	0.200	=	0.580
10	3.000	x	2.550	=	7.650
11	1.500	x	6.900	=	10.350
12	2.000	x	3.900	=	7.800
13	1.500	x	1.550	=	2.325
14	1.500	x	0.250	=	0.375
TOTAL CORE AREA				=	97.413
DEDUCTIONS					
A	3.000	x	1.950	=	5.850
B	1.950	x	1.950	=	3.803
C	0.850	x	0.800	=	0.680
D	0.850	x	2.000	=	1.700
E	0.850	x	0.900	=	0.765
F	0.450	x	1.200	=	0.540
G	0.300	x	2.500	=	0.750
H	0.300	X	2.500	=	0.750
TOTAL DEDUCTIONS				=	14.838
NET TYPICAL CORE AREA					
TOTAL CORE AREA				=	97.413
TOTAL DEDUCTIONS				=	14.838
NET TYPICAL CORE AREA				=	82.575

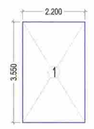

FIRE CONT. & METER ROOM AREA DIAGRAM.

FIRE CONT. & METER ROOM AREA					
S.NO.	WIDTH		LENGTH		AREA (SQ.MT.)
1	2.200	x	3.550	=	7.810
TOTAL				=	7.810

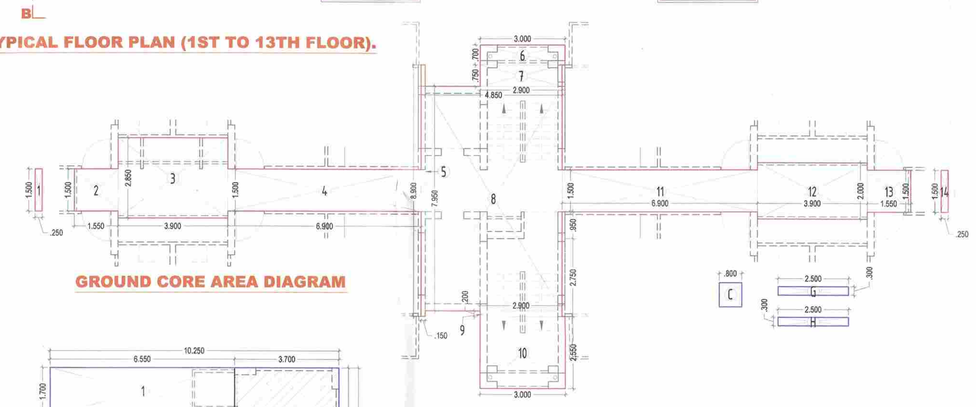

GROUND CORE AREA DIAGRAM

GROUND CORE AREA					
TOTAL CORE AREA					
S.NO	WIDTH		LENGTH		AREA (SQMT.)
1	1.500	x	0.250	=	0.375
2	1.500	x	1.550	=	2.325
3	2.850	x	3.900	=	11.115
4	1.500	x	6.900	=	10.350
5	8.900	x	0.150	=	1.335
6	3.000	x	0.700	=	2.100
7	2.900	x	0.750	=	2.175
8	4.850	x	7.950	=	38.558
9	2.900	x	0.200	=	0.580
10	3.000	x	2.550	=	7.650
11	1.500	x	6.900	=	10.350
12	2.000	x	3.900	=	7.800
13	1.500	x	1.550	=	2.325
14	1.500	x	0.250	=	0.375
TOTAL CORE AREA				=	97.413
DEDUCTIONS					
C	0.800	X	0.850	=	0.680
G	0.300	X	2.500	=	0.750
H	0.300	X	2.500	=	0.750
TOTAL DEDUCTIONS				=	2.180
NET GROUND CORE AREA					
TOTAL CORE AREA				=	97.413
TOTAL DEDUCTIONS				=	2.180
NET GROUND CORE AREA				=	95.233

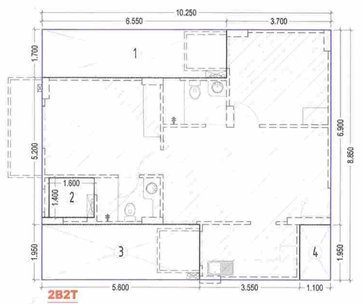

2B2T

2B2T					
UNIT AREA = (10.250 X 8.850) = 90.713 - 26.440 (LESS AREA) = 64.273 SQ.MT.					
S.NO	WIDTH		LENGTH		LESS AREA (SQ.MT.)
1	6.550	x	1.700	=	11.135
2	1.600	x	1.400	=	2.240
3	5.600	x	1.950	=	10.920
4	1.100	x	1.950	=	2.145
TOTAL AREA				=	26.440

TOWER M

	2B2T	2B2T	2B2T	2B2T	2B2T	2B2T	2B2T	2B2T	Circulation / Core area	Fire Control and Meter Room	Total FAR	Ground Coverage	Stilt Area		M/R, mumty	Nos. of units
	1	2	3	4	5	6	7	8	9	10	11	12	13	14	15	16
												11+13+14				
Area details	64.273	64.273	64.273	64.273	64.273	64.273	64.273	64.273	95.233	7.810		609.417	56.463		48.693	
Ground/Stilt Floor		64.273	64.273	64.273	64.273	64.273	64.273	64.273	95.233	7.810	552.954	609.417	56.463			7
First Floor	64.273	64.273	64.273	64.273	64.273	64.273	64.273	64.273	82.575		596.759					8
Second Floor	64.273	64.273	64.273	64.273	64.273	64.273	64.273	64.273	82.575		596.759					8
Third Floor	64.273	64.273	64.273	64.273	64.273	64.273	64.273	64.273	82.575		596.759					8
Fourth Floor	64.273	64.273	64.273	64.273	64.273	64.273	64.273	64.273	82.575		596.759					8
Fifth Floor	64.273	64.273	64.273	64.273	64.273	64.273	64.273	64.273	82.575		596.759					8
Sixth Floor	64.273	64.273	64.273	64.273	64.273	64.273	64.273	64.273	82.575		596.759					8
Seventh Floor	64.273	64.273	64.273	64.273	64.273	64.273	64.273	64.273	82.575		596.759					8
Eighth Floor	64.273	64.273	64.273	64.273	64.273	64.273	64.273	64.273	82.575		596.759					8
Ninth Floor	64.273	64.273	64.273	64.273	64.273	64.273	64.273	64.273	82.575		596.759					8
Tenth Floor	64.273	64.273	64.273	64.273	64.273	64.273	64.273	64.273	82.575		596.759					8
Eleventh Floor	64.273	64.273	64.273	64.273	64.273	64.273	64.273	64.273	82.575		596.759					8
Twelfth Floor	64.273	64.273	64.273	64.273	64.273	64.273	64.273	64.273	82.575		596.759					8
Thirteenth Floor	64.273	64.273	64.273	64.273	64.273	64.273	64.273	64.273	82.575		596.759					8
M/R, mumty															48.693	
Total											8310.821	609.417	56.463	0.000	48.693	111

(TOWER - M) S-11

GROUND/STILT, TYPICAL & TERRACE FLOOR PLAN & AREA CHART

DOORS & WINDOWS SCHEDULE				
S.NO.	TYPE	SIZE	S.LVL.	L.LVL.
1	D1	0.75x2.100	±0.0	2.100
2	D2	0.900x2.100	±0.0	2.100
3	D3	1.050x2.100	±0.0	2.100
4	DW1	1.800x2.450	±0.0/0.450	2.450
5	DW2	1.500x2.450	±0.0/0.450	2.450
6	DW3	1.580x2.450	±0.0/0.450	2.450
7	DW4	2.010x2.450	±0.0/0.450	2.450
8	W1	1.200x1.400	1.050	2.450
9	W2	0.600x1.550	0.900	2.450
10	W3	1.195x1.550	0.900	2.450
11	W4	1.800x1.550	0.900	2.450
12	W5	1.200x1.550	0.900	2.450
13	W6	1.175x1.550	0.900	2.450
14	V	0.75x1.550	0.900	2.450
15	V1	0.45x1.550	0.900	2.450
16	F/D	1.000x2.100	±0.0	2.450

PLUMBING LEGEND:-

S.NO	DESCRIPTION	
1.	110 OD uPVC SOIL & VENT PIPE	1
2.	110 OD uPVC WASTE & VENT PIPE	2
3.	DOMESTIC WATER RISER PIPE	3
4.	FLUSHING WATER RISER PIPE	4
5.	DOMESTIC WATER SUPPLY D/N TAKE PIPE (GRAVITY)	5
6.	FLUSHING WATER SUPPLY D/N TAKE PIPE	6
7	HOT WATER SUPPLY D/N TAKE PIPE	7
8	110 OD uPVC RAIN WATER FROM TERRACE	8
9	FLOOR TRAP (FT)	FT
10	FLOOR DRAIN (FD)	FD
11	DRAIN POINT (DP)	DP
12	FLOOR CLEAN OUT	FCO
13	WASTE PIPE	
14	SOIL PIPE	
15	DOMESTIC WATER SUPPLY	
16	FLUSHING WATER SUPPLY	
17	HOT WATER SUPPLY	

MACHINE ROOM & MUMTY					
S.NO.	WIDTH		LENGTH		AREA (SQ.MT.)
1	3.000	x	0.800	=	2.400
2	2.150	x	4.500	=	9.675
3	3.200	x	4.500	=	14.400
4	2.450	x	3.450	=	8.453
5	2.150	x	4.100	=	8.815
6	3.000	x	2.150	=	6.450
TOTAL				=	50.193
DEDUCTIONS					
A	2.500	x	0.300	=	0.750
B	2.500	x	0.300	=	0.750
TOTAL DEDUCTIONS				=	1.500
NET AREA					
TOTAL AREA				=	50.193
TOTAL DEDUCTIONS				=	1.500
NET AREA				=	48.693

Checked and found ok for Public Health (Internal) Services only subject to comments in forwarding letter No. SE(HQ)/ 936 Dt. 14/8/13
Superintending Engineer (HQ)
PHD Hydraulics

PROJECT TITLE :
REVISED BUILDING PLAN OF GROUP HOUSING SCHEME MEASURING 13.237 ACRES (LICENCENO.13 OF 2013 DATED 18.03.2013) IN SEC-22,DHARUHERA BEING DEVELOPED BY S.K.G. BUILDCONPVT.LTD. AND AMBITION COLONIZER PVT. LTD.
IN COLLABORATION WITH DWARKADHIS PROJECTS PVT. LTD.

DRAWING TITLE:-
GROUND/STILT, TYPICAL & TERRACE FLOOR PLAN & AREA CHART (TOWER - M) (GROUND / Stilt +13)

S-11
DRG NO.

SCALE	1:100
DATE	20140422
DEALT	
JOB NO.	\\Comp1\E\Desktop\DWARKADHIS-B\20130311_SUBMISSION\ 20140401-Submission\20140404_CLUSTERS

DEEPAK MEHTA & ASSOCIATES
ARCHITECTS, PLANNERS, VALUERS, LANDSCAPE & INTERIORS
PLOT NO. 16 ABHISHEK PLAZA LSC. MAYUR VIHAR PH II DELHI 91
PH: 65272180 TELEFAX: 22770180

V. Jain

Architect Deepak Mehta
COA/87/10840
Plot No. 16 Abhishek Plaza LSC
Mayur Vihar Ph-II, Delhi-91
ARCHITECT'S SIGN

SANCTIONED
Asst. D.T.P. (HQ) Member Secretary B.P.C.
Addl. S.T.P. (G) Member B.P.C.
Commissioner C.T.P. (Hr.) Chairman B.P.C.

To be read in conjunction with memo No. FS 1199 Dtd. 14/7/14

AD JD SD PA ATP

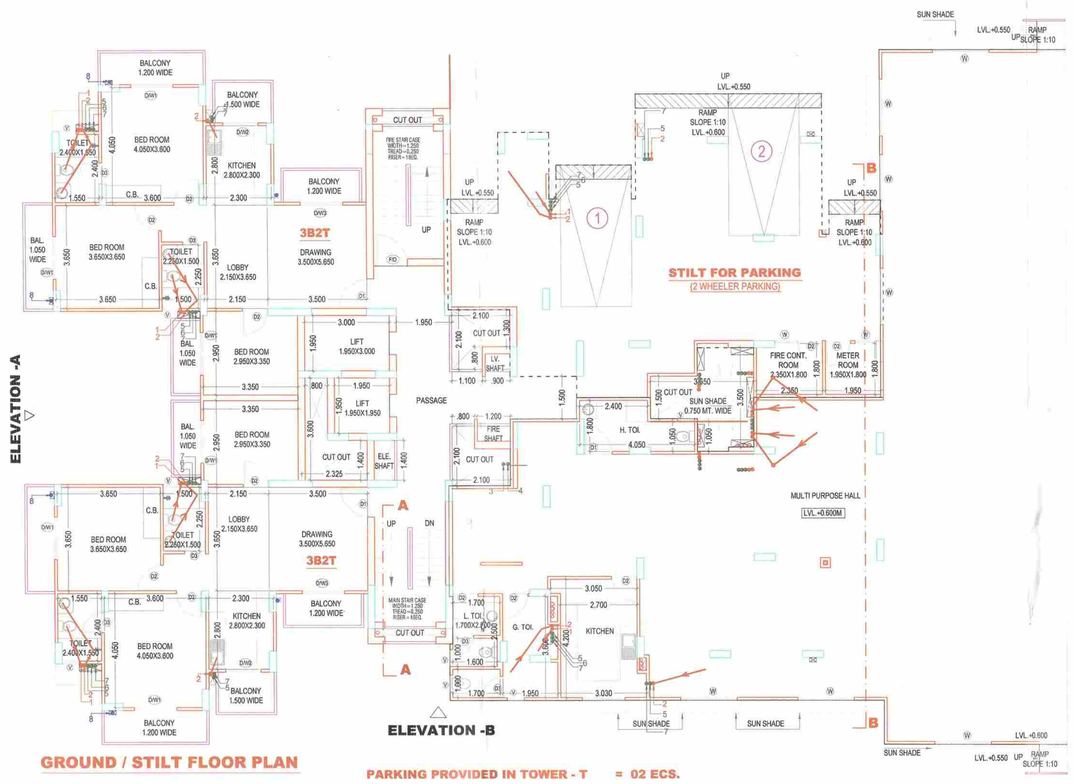

GROUND / STILT FLOOR PLAN

PARKING PROVIDED IN TOWER - T = 02 ECS.

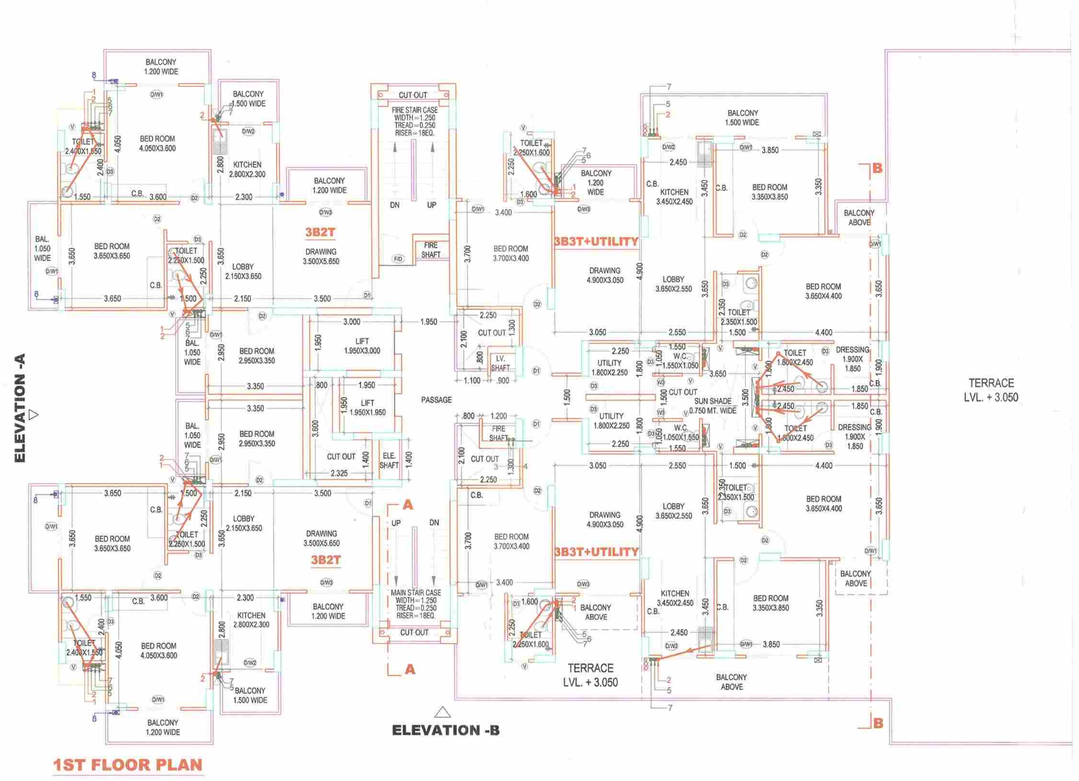

1ST FLOOR PLAN

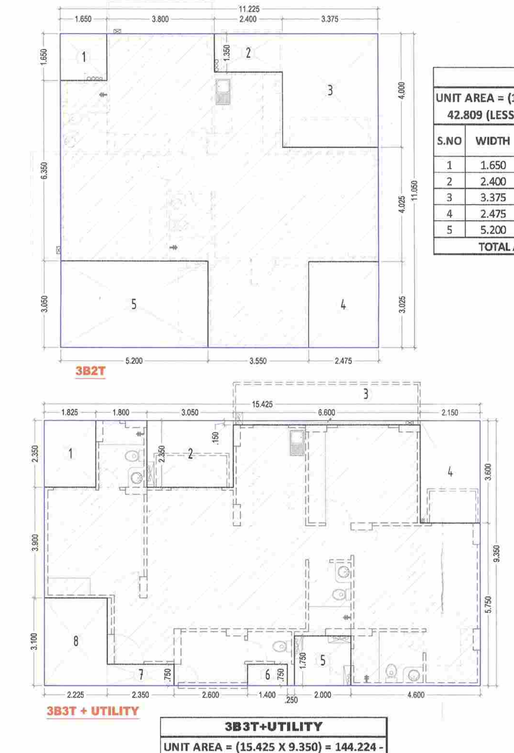

3B2T				
UNIT AREA = (11.225 X 11.050) = 124.036				
42.809 (LESS AREA) = 81.227 SQ MT.				
S.NO	WIDTH		LENGTH	LESS AREA (SQ.MT.)
1	1.650	x	1.650	= 2.723
2	2.400	x	1.350	= 3.240
3	3.375	x	4.000	= 13.500
4	2.475	x	3.025	= 7.487
5	5.200	x	3.050	= 15.860
TOTAL AREA				= 42.809

3B3T+UTILITY				
UNIT AREA = (15.425 X 9.350) = 144.224 -				
33.396 (LESS AREA) = 110.828 SQ MT.				
S.NO	WIDTH		LENGTH	LESS AREA (SQ.MT.)
1	1.825	x	2.350	= 4.289
2	3.050	x	2.350	= 7.168
3	6.600	x	0.150	= 0.990
4	2.150	x	3.600	= 7.740
5	2.000	x	1.750	= 3.500
6	1.400	x	0.750	= 1.050
7	2.350	x	0.750	= 1.763
8	2.225	x	3.100	= 6.898
TOTAL AREA				= 33.396

(TOWER - T) S-12

GROUND/STILT, TYPICAL & TERRACE FLOOR PLAN & AREA CHART

DOORS & WINDOWS SCHEDULE				
S.NO.	TYPE	SIZE	S.LVL.	L.LVL.
1	D1	0.75x2.100	±0.0	2.100
2	D2	0.900x2.100	±0.0	2.100
3	D3	1.050x2.100	±0.0	2.100
4	DW1	1.800x2.450	±0.0/0.450	2.450
5	DW2	1.500x2.450	±0.0/0.450	2.450
6	DW3	1.580x2.450	±0.0/0.450	2.450
7	DW4	2.010x2.450	±0.0/0.450	2.450
8	W1	1.200x1.400	1.050	2.450
9	W2	0.600x1.550	0.900	2.450
10	W3	1.195x1.550	0.900	2.450
11	W4	1.800x1.550	0.900	2.450
12	W5	1.200x1.550	0.900	2.450
13	W6	1.175x1.550	0.900	2.450
14	V	0.75x1.550	0.900	2.450
15	V1	0.45x1.550	0.900	2.450
16	F/D	1.000x2.100	±0.0	2.450

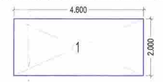

FIRE CONT. & METER ROOM AREA DIAGRAM.

FIRE CONT. & METER ROOM AREA				
SNO.	WIDTH		LENGTH	AREA (SQ.MT.)
1	4.600	x	2.000	= 9.200
TOTAL				= 9.200

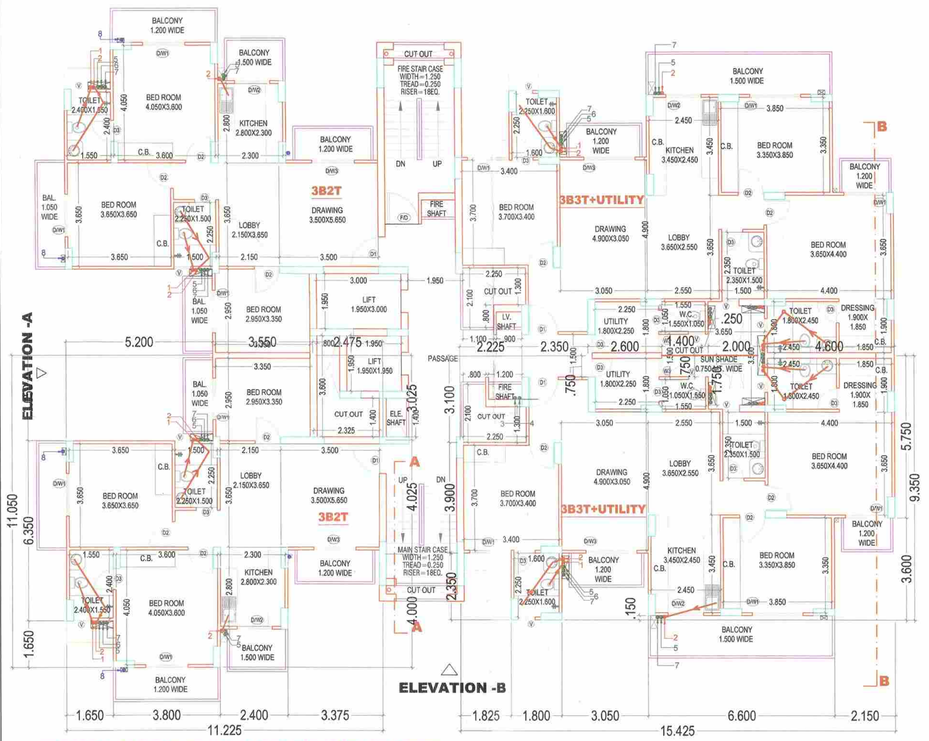

TYPICAL FLOOR PLAN (11TH TO 13TH FLOOR).

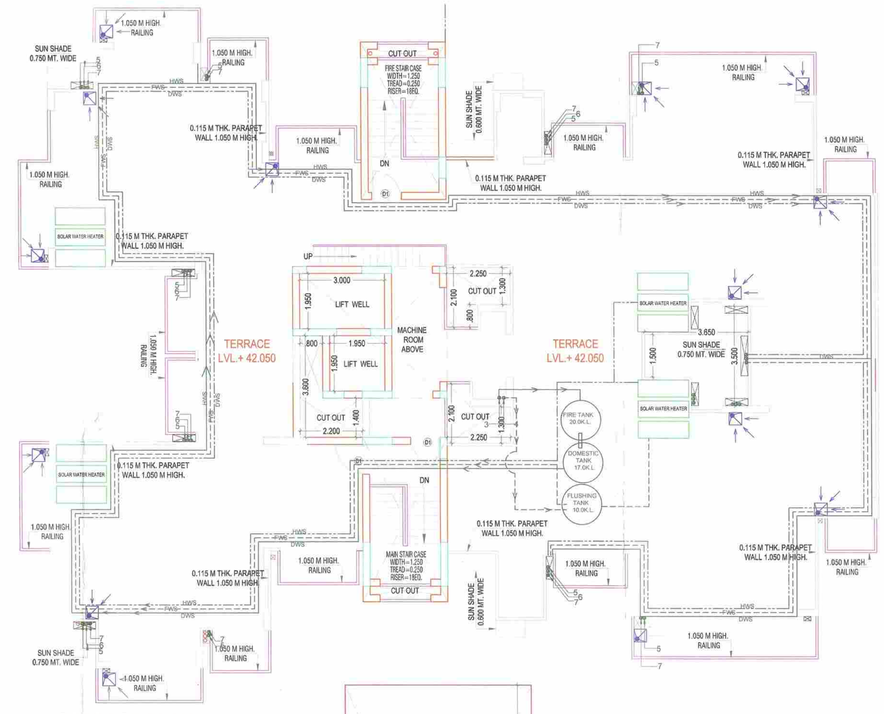

TERRACE PLAN

PLUMBING LEGEND:-

S.NO	DESCRIPTION	
1.	110 OD uPVC SOIL & VENT PIPE	1
2.	110 OD uPVC WASTE & VENT PIPE	2
3.	DOMESTIC WATER RISER PIPE	3
4.	FLUSHING WATER RISER PIPE	4
5.	DOMESTIC WATER SUPPLY D/N TAKE PIPE (GRAVITY)	5
6.	FLUSHING WATER SUPPLY D/N TAKE PIPE	6
7	HOT WATER SUPPLY D/N TAKE PIPE	7
8	110 OD uPVC RAIN WATER FROM TERRACE	8
9	FLOOR TRAP (FT)	FT
10	FLOOR DRAIN (FD)	FD
11	DRAIN POINT (DP)	DP
12	FLOOR CLEAN OUT	FCO
13	WASTE PIPE	
14	SOIL PIPE	
15	DOMESTIC WATER SUPPLY	
16	FLUSHING WATER SUPPLY	
17	HOT WATER SUPPLY	

GROUND CORE AREA				
TOTAL CORE AREA				
S.NO	WIDTH		LENGTH	AREA (SQ.MT.)
1	1.425	x	1.100	= 1.568
2	2.750	x	1.550	= 4.263
3	2.450	x	6.050	= 14.823
4	2.875	x	6.200	= 17.825
5	0.800	x	2.000	= 1.600
6	1.000	x	0.800	= 0.800
7	1.300	x	2.800	= 3.640
8	2.350	x	1.500	= 3.525
9	2.750	x	3.950	= 10.863
10	3.000	x	1.650	= 4.950
TOTAL CORE AREA				= 63.855
DEDUCTIONS				
C	0.800	x	2.200	= 1.760
D	2.200	x	1.400	= 3.080
I	2.500	x	0.300	= 0.750
TOTAL DEDUCTIONS				= 5.590
NET GROUND CORE AREA				
TOTAL CORE AREA				= 63.855
TOTAL DEDUCTIONS				= 5.590
NET GROUND CORE AREA				= 58.265

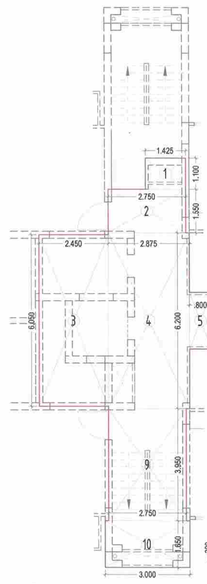

GROUND CORE AREA DIAGRAM

TYPICAL CORE AREA				
TOTAL CORE AREA				
S.NO	WIDTH		LENGTH	AREA (SQ.MT.)
1	1.425	x	1.100	= 1.568
2	2.750	x	1.550	= 4.263
3	2.450	x	6.050	= 14.823
4	2.875	x	6.200	= 17.825
5	0.800	x	2.000	= 1.600
6	1.000	x	0.800	= 0.800
7	1.300	x	2.800	= 3.640
8	2.350	x	1.500	= 3.525
9	2.750	x	3.950	= 10.863
10	3.000	x	1.650	= 4.950
TOTAL CORE AREA				= 63.855
DEDUCTIONS				
A	3.000	x	1.950	= 5.850
B	1.950	x	1.950	= 3.803
C	0.800	x	2.200	= 1.760
D	2.200	x	1.400	= 3.080
E	0.570	x	1.400	= 0.798
F	1.200	x	0.535	= 0.642
G	0.900	x	0.550	= 0.495
H	1.200	x	0.600	= 0.720
I	2.500	x	0.300	= 0.750
TOTAL DEDUCTIONS				= 17.898
NET TYPICAL CORE AREA				
TOTAL CORE AREA				= 63.855
TOTAL DEDUCTIONS				= 17.898
NET TYPICAL CORE AREA				= 45.958

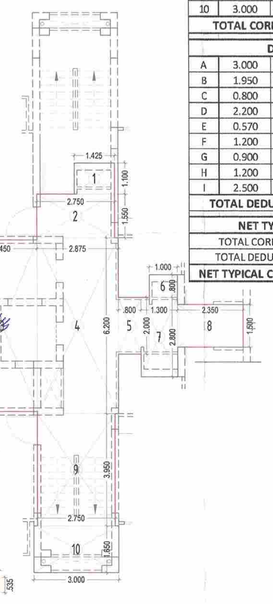

TYPICAL CORE AREA DIAGRAM

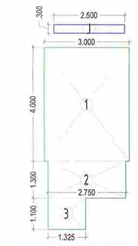

FIRE STAIRCASE AREA CALCULATION

FIRE STAIRCASE AREA				
SNO.	WIDTH		LENGTH	AREA (SQ.MT.)
1	3.000	x	4.000	= 12.000
2	2.750	x	1.300	= 3.575
3	1.325	x	1.100	= 1.458
TOTAL				= 17.033
DEDUCTIONS				
J	2.500	x	0.300	= 0.750
TOTAL DEDUCTIONS				= 0.750
NET AREA				
TOTAL AREA				= 17.033
TOTAL DEDUCTIONS				= 0.750
NET AREA				= 16.283

SANCTIONED

To be read in conjunction with memo No. 151/19 Dtd. 14/7/14

CALCULATION OF COMMUNITY				
S.NO	WIDTH		LENGTH	AREA (SQM)
1	6.600	x	15.350	= 101.310
2	4.500	x	3.100	= 13.950
3	0.900	x	1.350	= 1.215
4	1.100	x	1.200	= 1.320
5	1.650	x	2.350	= 3.878
6	2.600	x	3.100	= 8.060
7	2.350	x	2.350	= 5.523
8	21.925	x	3.900	= 85.508
9	21.800	x	1.700	= 37.060
10	15.400	x	2.000	= 30.800
11	6.500	x	3.550	= 23.075
TOTAL AREA				= 311.698

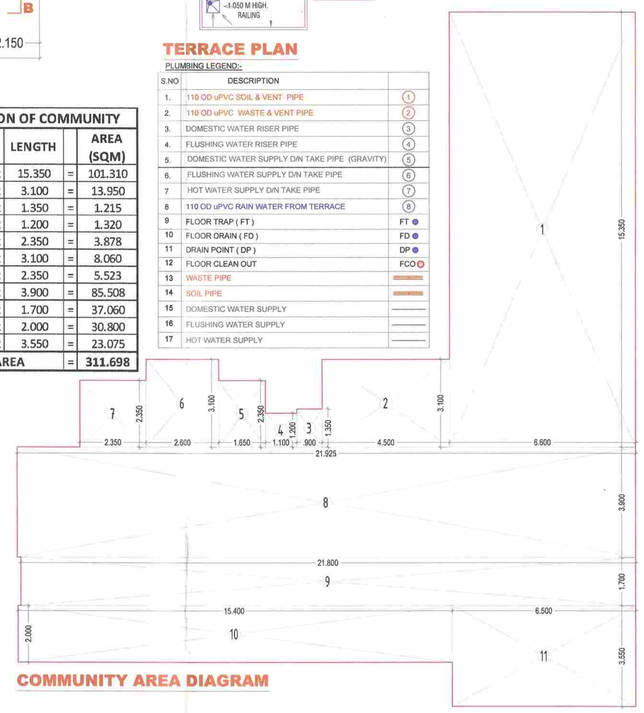

COMMUNITY AREA DIAGRAM

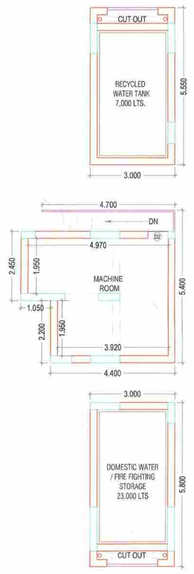

MACHINE ROOM & OVER HEAD WATER TANK

MACHINE ROOM & MUMTY				
SNO.	WIDTH		LENGTH	AREA (SQ MT.)
1	3.000	x	5.550	= 16.650
2	4.700	x	0.750	= 3.525
3	5.450	x	2.450	= 13.353
4	4.400	x	2.200	= 9.680
5	3.000	x	5.800	= 17.400
TOTAL				= 60.608
DEDUCTIONS				
A	2.500	x	0.300	= 0.750
B	2.500	x	0.300	= 0.750
TOTAL DEDUCTIONS				= 1.500
NET AREA				
TOTAL AREA				= 60.608
TOTAL DEDUCTIONS				= 1.500
NET AREA				= 59.108

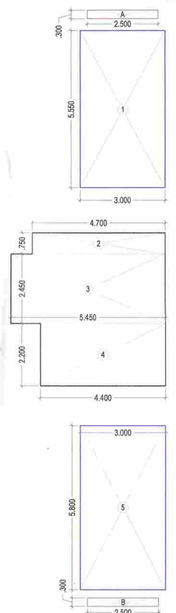

MACHINE ROOM & OVER HEAD WATER TANK AREA DIAGRAM

TOWER T

	3B2T	3B2T	3B3T+ UTILITY	3B3T+ UTILITY				COMMUNITY	Circulation / Core area	Fire Control and Meter Room	Total FAR	Ground Coverage	Stilt Area	Fire Staircase	M/R, mumty	Nos. of units
	1	2	3	4	5	6	7	8	9	10	11	12	13	14	15	16
												11+13+14				
Area details	81.227	81.227	110.828	110.828				311.698	58.265	9.200		770.356	212.456	16.283	59.108	
Ground/Stilt Floor	81.227	81.227						311.698	58.265	9.200	541.617	770.356	212.456	16.283		2
First Floor	81.227	81.227	110.828	110.828					45.958		430.068			16.283		4
Second Floor	81.227	81.227	110.828	110.828					45.958		430.068			16.283		4
Third Floor	81.227	81.227	110.828	110.828					45.958		430.068			16.283		4
Fourth Floor	81.227	81.227	110.828	110.828					45.958		430.068			16.283		4
Fifth Floor	81.227	81.227	110.828	110.828					45.958		430.068			16.283		4
Sixth Floor	81.227	81.227	110.828	110.828					45.958		430.068			16.283		4
Seventh Floor	81.227	81.227	110.828	110.828					45.958		430.068			16.283		4
Eighth Floor	81.227	81.227	110.828	110.828					45.958		430.068			16.283		4
Ninth Floor	81.227	81.227	110.828	110.828					45.958		430.068			16.283		4
Tenth Floor	81.227	81.227	110.828	110.828					45.958		430.068			16.283		4
Eleventh Floor	81.227	81.227	110.828	110.828					45.958		430.068			16.283		4
Twelfth Floor	81.227	81.227	110.828	110.828					45.958		430.068			16.283		4
Thirteenth Floor	81.227	81.227	110.828	110.828					45.958		430.068			16.283		4
M/R, mumty															59.108	
Total											6132.501	770.356	212.456	227.962	59.108	54

PROJECT TITLE :
REVISED BUILDING PLAN OF GROUP HOUSING SCHEME MEASURING 13.237 ACRES (LICENCENO.13 OF 2013 DATED 18.03.2013) IN SEC-22,DHARUHERA BEING DEVELOPED BY S.K.G. BUILDCONPVT.LTD. AND AMBITION COLONIZER PVT. LTD.
IN COLLABORATION WITH DWARKADHIS PROJECTS PVT. LTD.

DRAWING TITLE:-
GROUND/STILT, TYPICAL & TERRACE FLOOR PLAN & AREA CHART (TOWER - T)
(GR. / Stilt/Community +13)

S-12
DRG NO.

SCALE	1:100
DATE	20140422
DEALT	
JOB NO.	\\Comp1\E\Desktop\DWARKADHIS-B20130311_SUBMISSION\ 20140401-Submission\20140404_CLUSTERS

DEEPAK MEHTA & ASSOCIATES
ARCHITECTS, PLANNERS, VALUERS, LANDSCAPE & INTERIORS
PLOT NO. 16 ABHISHEK PLAZA L.S.C. MAYUR VIHAR PH II DELHI 91
PH: 65272180 TELEFAX: 22770180

V. Jain.

Architect Deepak Mehta
COA/87/10840
Plot No. 16 Abhishek Plaza LSC
Mayur Vihar Ph-II, Delhi-91
ARCHITECT'S SIGN

D.T.P. (HQ) Member Secretary B.P.C. | S.T.P. (G) Member B.P.C. | C.T.P. (Hr.) Chairman B.P.C.

AD JD BD PA ATP

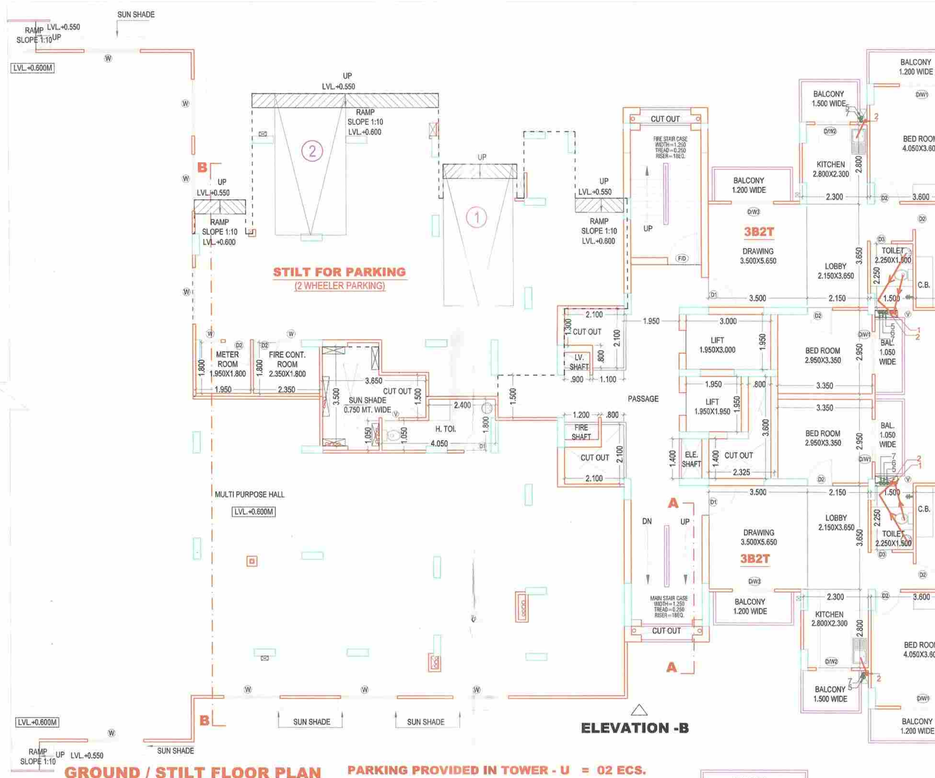

GROUND / STILT FLOOR PLAN

PARKING PROVIDED IN TOWER - U = 02 ECS.

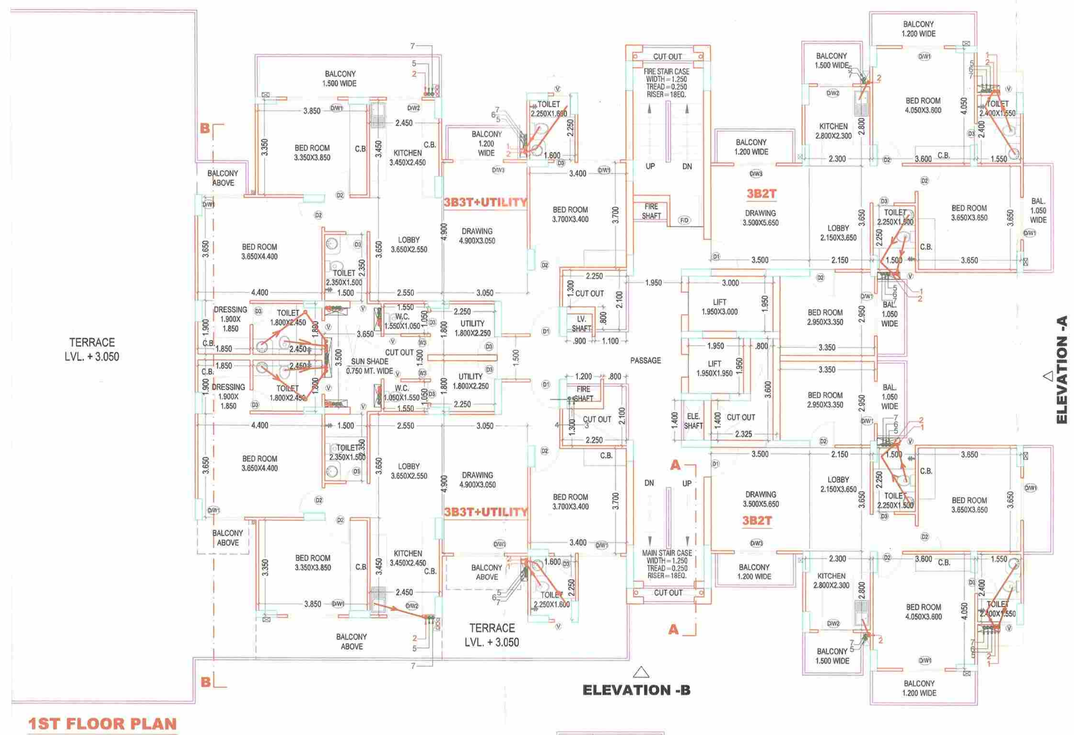

1ST FLOOR PLAN

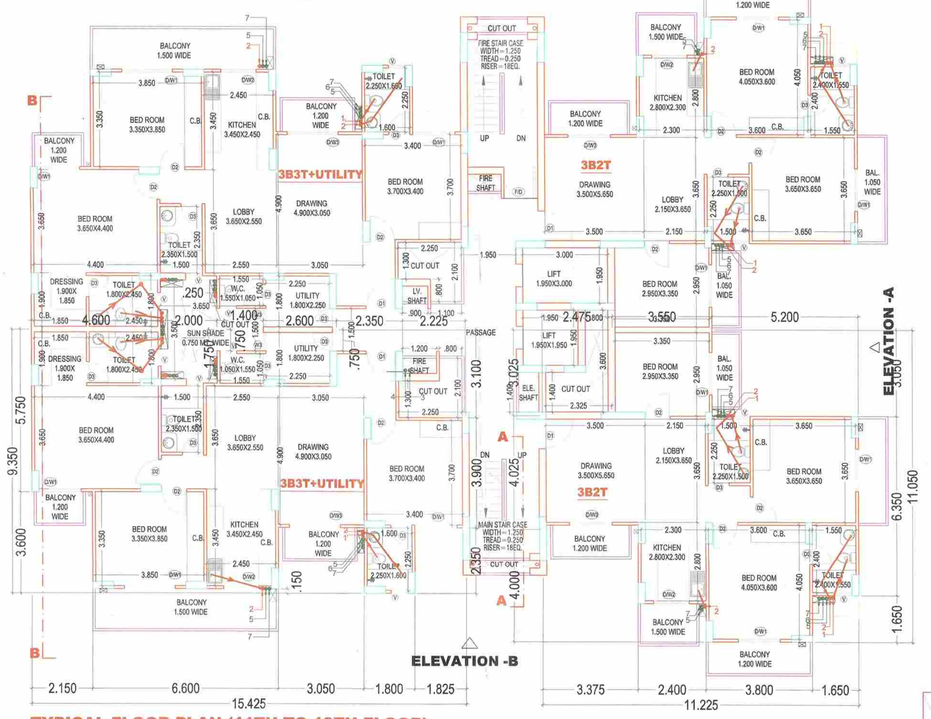

TYPICAL FLOOR PLAN (11TH TO 13TH FLOOR).

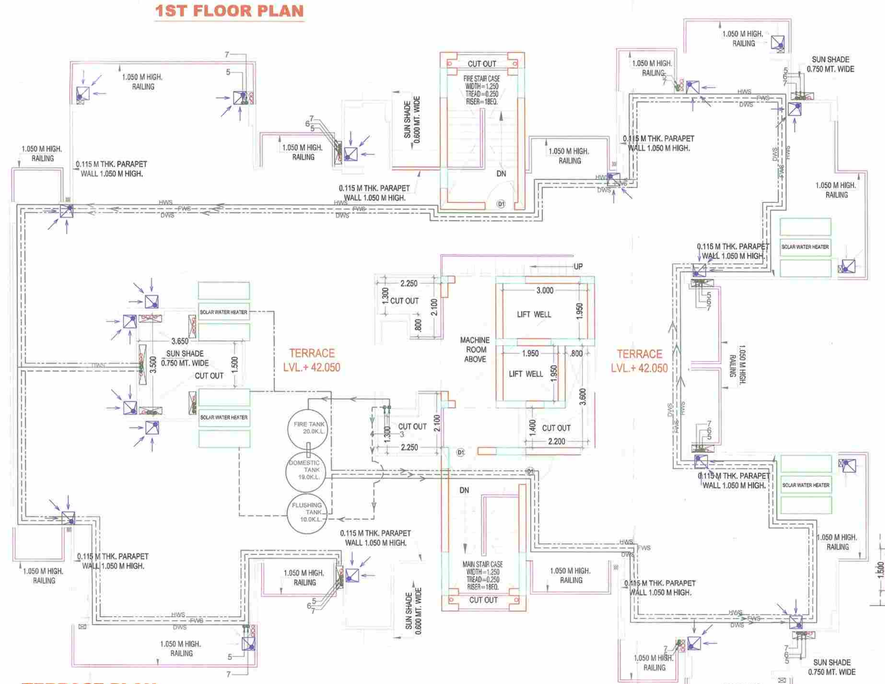

TERRACE PLAN

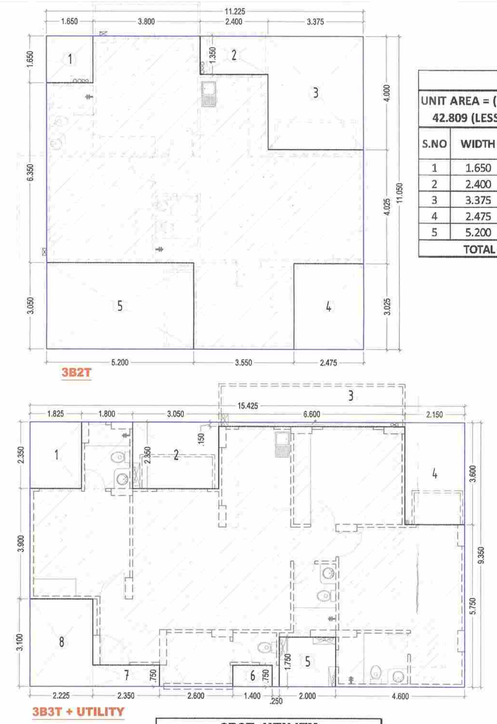

3B2T
UNIT AREA = (11.225 X 11.050) = 124.036
42.809 (LESS AREA) = 81.227 SQ MT.

S.NO	WIDTH		LENGTH		LESS AREA (SQ MT.)
1	1.650	x	1.650	=	2.723
2	2.400	x	1.350	=	3.240
3	3.375	x	4.000	=	13.500
4	2.475	x	3.025	=	7.487
5	5.200	x	3.050	=	15.860
TOTAL AREA				=	42.809

3B3T+UTILITY
UNIT AREA = (15.425 X 9.350) = 144.224 -
33.396 (LESS AREA) = 110.828 SQ MT.

S.NO	WIDTH		LENGTH		LESS AREA (SQ MT.)
1	1.825	x	2.350	=	4.289
2	3.050	x	2.350	=	7.168
3	6.600	x	0.150	=	0.990
4	2.150	x	3.600	=	7.740
5	2.000	x	1.750	=	3.500
6	1.400	x	0.750	=	1.050
7	2.350	x	0.750	=	1.763
8	2.225	x	3.100	=	6.898
TOTAL AREA				=	33.396

GROUND CORE AREA
TOTAL CORE AREA

S.NO	WIDTH		LENGTH		AREA (SQMT.)
1	1.425	x	1.100	=	1.568
2	2.750	x	1.550	=	4.263
3	2.450	x	6.050	=	14.823
4	2.875	x	6.200	=	17.825
5	0.800	x	2.000	=	1.600
6	1.000	x	0.800	=	0.800
7	1.300	x	2.800	=	3.640
8	2.350	x	1.500	=	3.525
9	2.750	x	3.950	=	10.863
10	3.000	x	1.650	=	4.950
TOTAL CORE AREA				=	63.855
DEDUCTIONS					
C	0.800	x	2.200	=	1.760
D	2.200	x	1.400	=	3.080
I	2.500	x	0.300	=	0.750
TOTAL DEDUCTIONS				=	5.590
NET GROUND CORE AREA					
TOTAL CORE AREA				=	63.855
TOTAL DEDUCTIONS				=	5.590
NET GROUND CORE AREA				=	58.265

TYPICAL CORE AREA
TOTAL CORE AREA

S.NO	WIDTH		LENGTH		AREA (SQMT.)
1	1.425	x	1.100	=	1.568
2	2.750	x	1.550	=	4.263
3	2.450	x	6.050	=	14.823
4	2.875	x	6.200	=	17.825
5	0.800	x	2.000	=	1.600
6	1.000	x	0.800	=	0.800
7	1.300	x	2.800	=	3.640
8	2.350	x	1.500	=	3.525
9	2.750	x	3.950	=	10.863
10	3.000	x	1.650	=	4.950
TOTAL CORE AREA				=	63.855
DEDUCTIONS					
A	3.000	x	1.950	=	5.850
B	1.950	x	1.950	=	3.803
C	0.800	x	2.200	=	1.760
D	2.200	x	1.400	=	3.080
E	0.570	x	1.400	=	0.798
F	1.200	x	0.535	=	0.642
G	0.900	x	0.550	=	0.495
H	1.200	x	0.600	=	0.720
I	2.500	x	0.300	=	0.750
TOTAL DEDUCTIONS				=	17.898
NET TYPICAL CORE AREA					
TOTAL CORE AREA				=	63.855
TOTAL DEDUCTIONS				=	17.898
NET TYPICAL CORE AREA				=	45.958

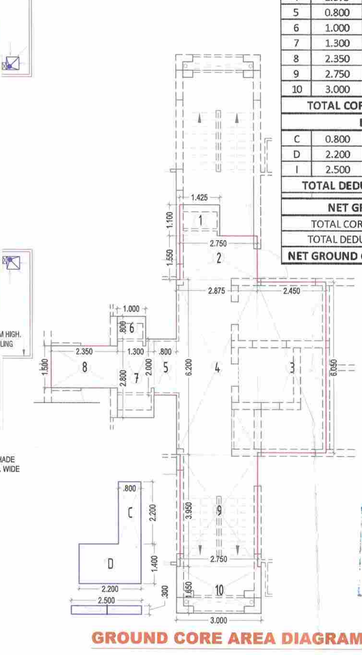

GROUND CORE AREA DIAGRAM

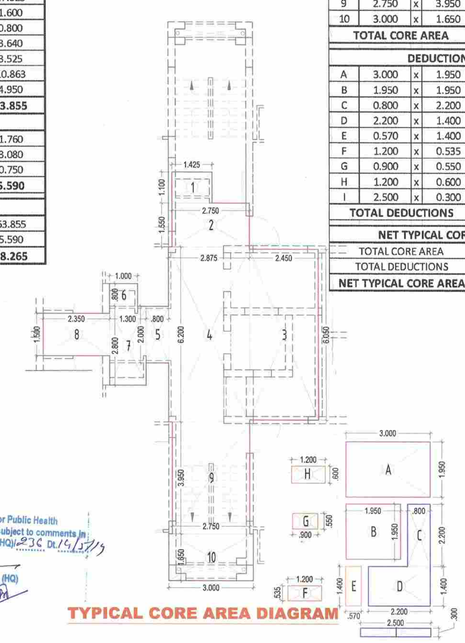

TYPICAL CORE AREA DIAGRAM

Checked and found ok for Public Health (Internal) Services only subject to comments in forwarding letter No. BEHQ/2-2-C dt. 14/1/2013
Superintending Engineer (HQ)
HUDA, Panchkula

(TOWER - U) S-13

GROUND/STILT, TYPICAL & TERRACE FLOOR PLAN & AREA CHART

DOORS & WINDOWS SCHEDULE				
S.NO.	TYPE	SIZE	S.LVL.	L.LVL.
1	D1	0.75x2.100	±0.0	2.100
2	D2	0.900x2.100	±0.0	2.100
3	D3	1.050x2.100	±0.0	2.100
4	DW1	1.800x2.450	±0.0/0.450	2.450
5	DW2	1.500x2.450	±0.0/0.450	2.450
6	DW3	1.580x2.450	±0.0/0.450	2.450
7	DW4	2.010x2.450	±0.0/0.450	2.450
8	W1	1.200x1.400	1.050	2.450
9	W2	0.600x1.550	0.900	2.450
10	W3	1.195x1.550	0.900	2.450
11	W4	1.800x1.550	0.900	2.450
12	W5	1.200x1.550	0.900	2.450
13	W6	1.175x1.550	0.900	2.450
14	V	0.75x1.550	0.900	2.450
15	V1	0.45x1.550	0.900	2.450
16	F/D	1.000x2.100	±0.0	2.450



FIRE CONT. & METER ROOM AREA DIAGRAM.

FIRE CONT. & METER ROOM AREA				
SNO.	WIDTH		LENGTH	AREA (SQ MT.)
1	4.600	x	2.000	= 9.200
TOTAL				= 9.200

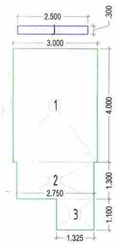

FIRE STAIRCASE AREA CALCULATION

FIRE STAIRCASE AREA				
SNO.	WIDTH		LENGTH	AREA (SQ MT.)
1	3.000	x	4.000	= 12.000
2	2.750	x	1.300	= 3.575
3	1.325	x	1.100	= 1.458
TOTAL				= 17.033
DEDUCTIONS				
J	2.500	x	0.300	= 0.750
TOTAL DEDUCTIONS				= 0.750
NET AREA				
TOTAL AREA				= 17.033
TOTAL DEDUCTIONS				= 0.750
NET AREA				= 16.283

PROJECT TITLE :
REVISED BUILDING PLAN OF GROUP HOUSING SCHEME MEASURING 13.237 ACRES (LICENCENO.13 OF 2013 DATED 18.03.2013) IN SEC-22,DHARUHERA BEING DEVELOPED BY S.K.G. BUILDCONPVT.LTD. AND AMBITION COLONIZER PVT. LTD.
IN COLLABORATION WITH DWARKADHIS PROJECTS PVT. LTD.

DRAWING TITLE:-
GROUND/STILT, TYPICAL & TERRACE FLOOR PLAN & AREA CHART (TOWER - U)
(GR. / Stilt/Community +13)

S-13
DRG NO.

SCALE	1:100
DATE	20140422
DEALT	
JOB NO.	\\Comp1\E\Desktop\DWARKADHIS-6\20130311_SUBMISSION\ 20140401-Submission\20140404_CLUSTERS

DEEPAK MEHTA & ASSOCIATES
ARCHITECTS, PLANNERS, VALUERS, LANDSCAPE & INTERIORS
PLOT NO. 16 ABHISHEK PLAZA L.S.C. MAYUR VIHAR PH II DELHI 91
PH: 65272180 TELEFAX: 22770180

V. Jain

Architect Deepak Mehta
COA/87/10840
Plot No. 16 Abhishek Plaza LSC
Mayur Vihar Ph-II, Delhi
ARCHITECT'S SIGN.

D.T.P. (HQ) Member Secretary B.P.C.
S.T.P. (G) Member B.P.C.
C.T.P. (Hr.) Chairman B.P.C.

SANCTIONED
To be read in conjunction with memo No. 15/77 Dtd. 14/1/14
AB JD SD PA ATP

OWNER'S SIGN.

MACHINE ROOM & MUMTY					
SNO.	WIDTH		LENGTH		AREA (SQ MT.)
1	3.000	x	5.550	=	16.650
2	4.700	x	0.750	=	3.525
3	5.450	x	2.450	=	13.353
4	4.400	x	2.200	=	9.680
5	3.000	x	5.800	=	17.400
TOTAL				=	60.608
DEDUCTIONS					
A	2.500	x	0.300	=	0.750
B	2.500	x	0.300	=	0.750
TOTAL DEDUCTIONS				=	1.500
NET AREA					
TOTAL AREA				=	60.608
TOTAL DEDUCTIONS				=	1.500
NET AREA				=	59.108

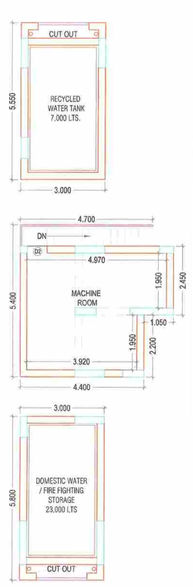

MACHINE ROOM & OVER HEAD WATER TANK



MACHINE ROOM & OVER HEAD WATER TANK AREA DIAGRAM

PLUMBING LEGEND:-		
S.NO	DESCRIPTION	
1.	110 OD uPVC SOIL & VENT PIPE	1
2.	110 OD uPVC WASTE & VENT PIPE	2
3.	DOMESTIC WATER RISER PIPE	3
4.	FLUSHING WATER RISER PIPE	4
5.	DOMESTIC WATER SUPPLY D/N TAKE PIPE (GRAVITY)	5
6.	FLUSHING WATER SUPPLY D/N TAKE PIPE	6
7	HOT WATER SUPPLY D/N TAKE PIPE	7
8	110 OD uPVC RAIN WATER FROM TERRACE	8
9	FLOOR TRAP (FT)	FT
10	FLOOR DRAIN (FD)	FD
11	DRAIN POINT (DP)	DP
12	FLOOR CLEAN OUT	FCO
13	WASTE PIPE	
14	SOIL PIPE	
15	DOMESTIC WATER SUPPLY	
16	FLUSHING WATER SUPPLY	
17	HOT WATER SUPPLY	

CALCULATION OF COMMUNITY					
S.NO	WIDTH		LENGTH		AREA (SQM)
1	6.600	x	15.350	=	101.310
2	4.500	x	3.100	=	13.950
3	0.900	x	1.350	=	1.215
4	1.100	x	1.200	=	1.320
5	1.650	x	2.350	=	3.878
6	2.600	x	3.100	=	8.060
7	2.350	x	2.350	=	5.523
8	21.925	x	3.900	=	85.508
9	21.800	x	1.700	=	37.060
10	15.400	x	2.000	=	30.800
11	6.500	x	3.550	=	23.075
TOTAL AREA				=	311.698

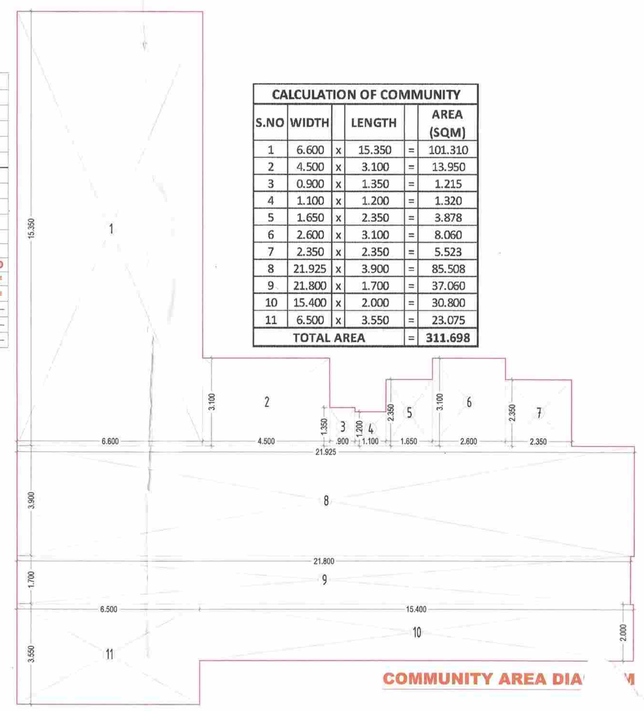

COMMUNITY AREA DIA

TOWER U

	3B2T	3B2T	3B3T+ UTILITY	3B3T+ UTILITY				COMMUNITY	Circulation / Core area	Fire Control and Meter Room	Total FAR	Ground Coverage	Stilt Area	Fire Staircase	M/R, mumty	Nos. of units
	1	2	3	4	5	6	7	8	9	10	11	12	13	14	15	16
												11+13+14				
Area details	81.227	81.227	110.828	110.828				311.698	58.265	9.200		770.356	212.456	16.283	59.108	
Ground/Stilt Floor	81.227	81.227						311.698	58.265	9.200	541.617	770.356	212.456	16.283		2
First Floor	81.227	81.227	110.828	110.828					45.958		430.068			16.283		4
Second Floor	81.227	81.227	110.828	110.828					45.958		430.068			16.283		4
Third Floor	81.227	81.227	110.828	110.828					45.958		430.068			16.283		4
Fourth Floor	81.227	81.227	110.828	110.828					45.958		430.068			16.283		4
Fifth Floor	81.227	81.227	110.828	110.828					45.958		430.068			16.283		4
Sixth Floor	81.227	81.227	110.828	110.828					45.958		430.068			16.283		4
Seventh Floor	81.227	81.227	110.828	110.828					45.958		430.068			16.283		4
Eighth Floor	81.227	81.227	110.828	110.828					45.958		430.068			16.283		4
Ninth Floor	81.227	81.227	110.828	110.828					45.958		430.068			16.283		4
Tenth Floor	81.227	81.227	110.828	110.828					45.958		430.068			16.283		4
Eleventh Floor	81.227	81.227	110.828	110.828					45.958		430.068			16.283		4
Twelth Floor	81.227	81.227	110.828	110.828					45.958		430.068			16.283		4
Thirteenth Floor	81.227	81.227	110.828	110.828					45.958		430.068			16.283		4
M/R, mumty															59.108	
Total											6132.501	770.356	212.456	227.962	59.108	54