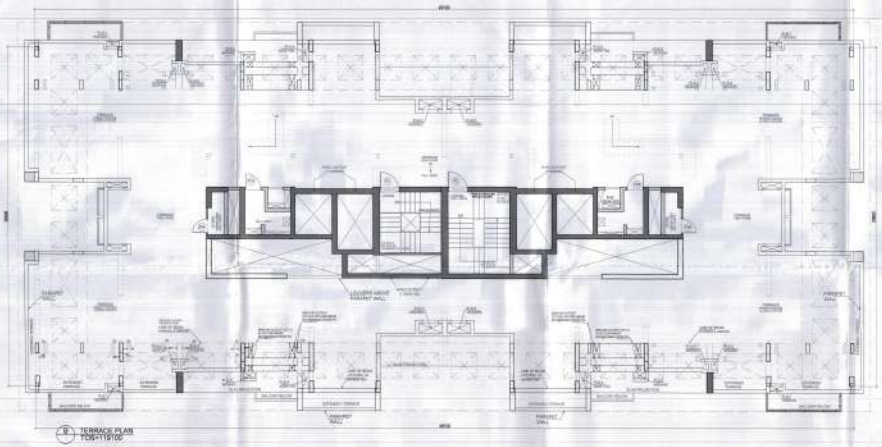

9 TERRACE PLAN
TOS=119100

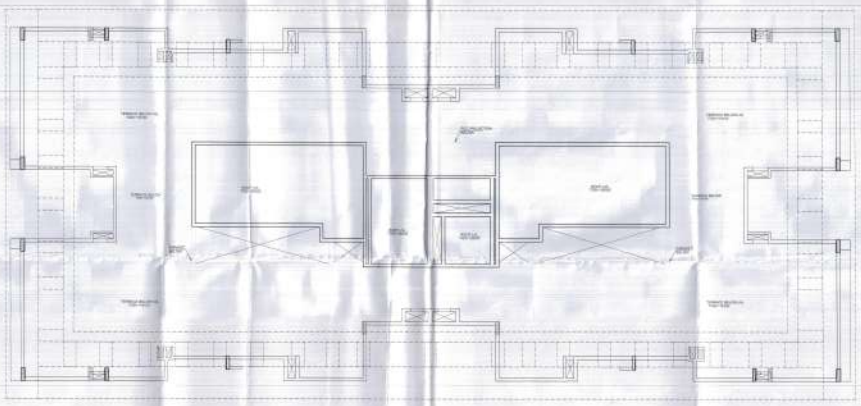

11 ROOF LVL PLAN
TOS =123750

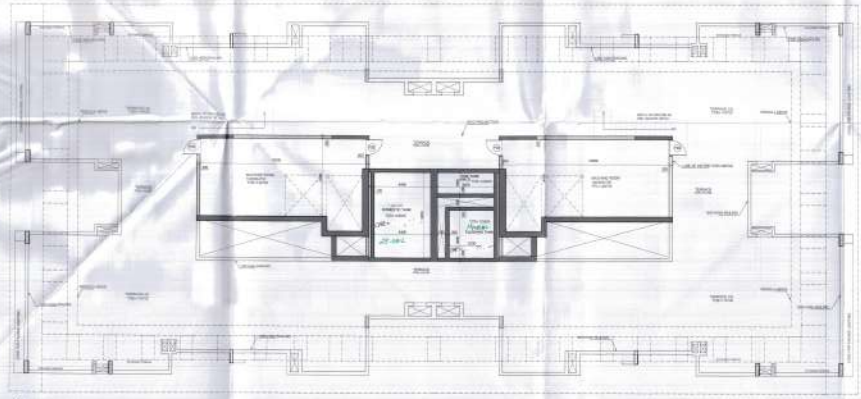

10 MACHINE ROOM LVL PLAN
FFL =122725

DOOR WINDOW SCHEDULE

NAME	WIDTH	HEIGHT	SILL HEIGHT	LOCATION	UNIT TYPE
D2	900	0	2250	BEDRO OM	1-A
D3	750	00	2250	TOILET, KITCHEN	1-A
D4F1	1500	1100	2400	KITCHEN	4
D5E	1400	1100	2400	KITCHEN	1
D4G	1500	00	2400	BEDRO OM	4
D5M	1400	00	2400	BEDRO OM	1
D6B	2000	00	2400	DRAWING/DINING	1-A
D6B	2000	00	2400	LOBBY ENTRY	–
W1	1500	300	2400	BEDRO OM	1
W2	1500	300	2400	BEDRO OM	4
W3	2400	300	2400	DRAWING/DINING	–
V	900	1200	2400	TOILET, KITCHEN	1-A
V2	1200	00	2100	TOILET, KITCHEN	–
F01	2000	00	2100	BATH, TOILET, KITCHEN	–
D1	1000	00	2400	LIFT ENTRY	1-A
F02	1800	00	2100	TOILET, KITCHEN	–
F03	1800	00	2100	TOILET, KITCHEN	–
F04	900	00	2100	TOILET, KITCHEN	–

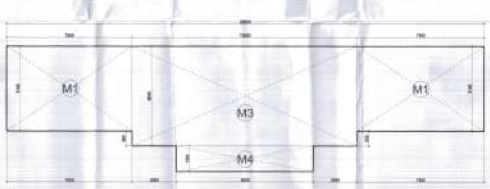

MUMTY & MACHINE ROOM AREA DIAGRAM
TOWER 1A-1B

MUMTY & MACHINE ROOM AREA CACULATION (TOWER- 1A – 1B & 6A - 6B)

S. No.	COEFF.	WIDTH	LENGHT	NOS.	AREA IN SQMT
M1	1	7.550	5.140	2	77.614
M3	1	13.500	6.040	1	81.540
M4	1	8.200	1.560	1	12.792
TOTAL AREA				=	171.946

This is a "PRELIMINARY BUILDING PLAN" approved only for the purpose of holding stakeholders meeting and general public.

ATP(HQ)

DCP MEMBER (HQ)

TO BE READ WITH THIS OFFICE MEMO NO.: 35473 DATED: 6/04/2018

NOTES:
- ALL TYPE SHALL HAVE OWN POWER SPICE UP
- ALL ELECTRICAL INSTALLATIONS SHALL BE AS PER PROVISION OF NBC
- ALL ELEVATION TREATMENT SHALL BE AS PER PROVISION OF NBC AND PROVIDING MASONRY AND SHALL HAVE MECHANICALLY VENTILATED ALTERNATE SOLAR HEATING SYSTEM
- ALL TOILETS ARE VENTILATED AS PER NATURAL BUILDING LIGHT (NBL)
- ALL ELEVATION TREATMENT SHALL BE AS PER PROVISION OF NBC AND PROVIDING MASONRY AND SHALL HAVE MECHANICALLY VENTILATED ALTERNATE SOLAR HEATING SYSTEM
- ALL TOILETS ARE VENTILATED AS PER NATURAL BUILDING LIGHT (NBL)
- ALL ELECTRICAL INSTALLATIONS SHALL BE AS PER PROVISION OF NBC
- BUILDING WILL BE DESIGNED STRUCTURE AS PER SEISMIC ZONE IV IS CODE FOR EARTHQUAKE RESISTANCE
- ALL ELEVATION TREATMENT SHALL BE AS PER PROVISION OF NBC AND PROVIDING MASONRY
- ALL ELEVATION TREATMENT SHALL BE AS PER PROVISION OF NBC AND PROVIDING MASONRY
- ROOF TANK IS ALL RCC WITH CAPACITY SHALL BE PROVIDED ON ROOF TOP WITH TAKING DRINKING WATER
- THE EXTERNAL WALL THICKNESS BALCONY ARE 15 MM ARE OF THE WHICH IS INCLUDED IN THE CALCULATION OF THE AREA BEING NOT IN PROVISION OF DRAINAGE OR INTERNAL SIZE OF THE AREA WALL
- ALL CHANGES PARTS WITH RULING

KEY PLAN

ORIENTATION
N

PRINCIPAL ARCHITECT

ACPL

ACPL Design Ltd

PROJECT:
REVISED BUILDING PLANS OF MIXED LAND USE COLONY (70% RESIDENTIAL + 30% COMMERCIAL) MEASURING 14.4125 ACRES (LICENCE NO. 15 OF 2017 DATED-02.05.2017) UNDER TOD POLICY DATED 08.02.2016 IN SECTOR-65, GURUGRAM BEING DEVELOPED BY MANGLAM MULTIPLEX PVT. LTD.

FOR MANGLAM MULTIPLEX PVT. LTD.

OWNER'S SIGNATURE | ARCHITECT'S SIGNATURE

DRAWING TITLE
TERRACE PLAN, MUMTY MACHINE ROOM, ROOF PLAN & AREA CALCULATIONS (TOWER-6A-6B)

DRAWING NO. A-24 | SCALE - 1:100

1:1