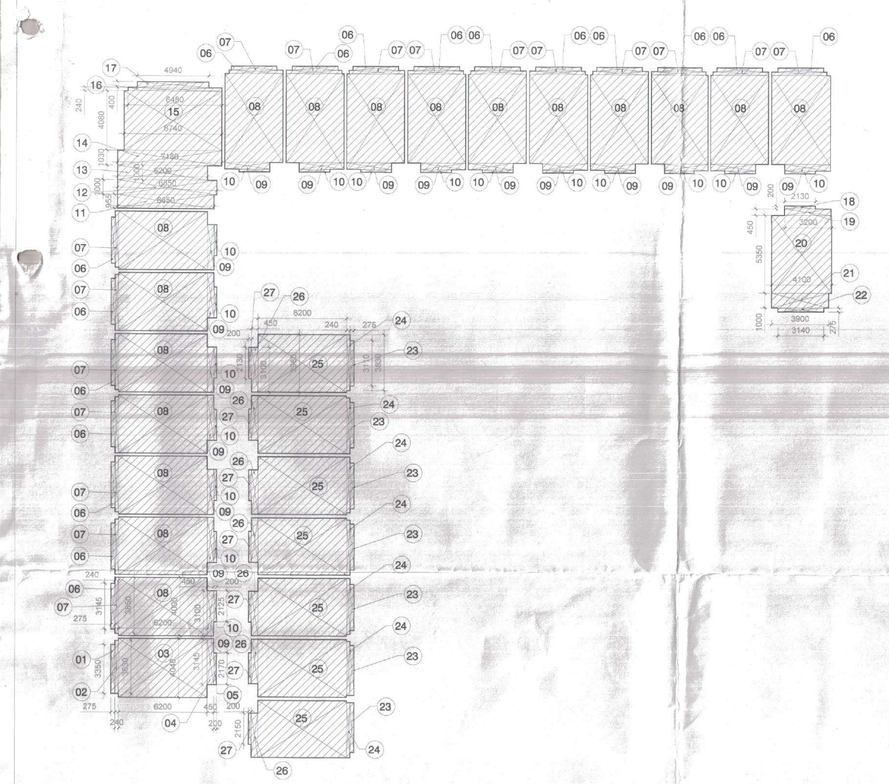

SERVICE APARTMENT TYPICAL FLOOR (8,10&13TH FLOOR)
CARPET AREA DIAGRAM

| | FORMULA | ITEM | LENGTH | BASE-1 | BASE-2 | HEIGHT | RADIUS | | AREA |
|---|---|---|---|---|---|---|---|---|---|
| **SERVICE APARTMENT TYPICAL FLOOR (8,10&13TH FLOOR)** | | | | | | | | | |
| | | | MT. | MT. | MT. | MT. | MT. | NOS | SQMT. |
| **CARPET AREA** | | | | | | | | | |
| **ADDITION** | | | | | | | | | |
| | L X B | **1** | 0.275 | 3.350 | | | | 1 | 0.921 |
| | L X B | **2** | 0.240 | 3.630 | | | | 1 | 0.871 |
| | L X B | **3** | 6.20 | 4.040 | | | | 1 | 25.048 |
| | L X B | **4** | 0.450 | 3.145 | | | | 1 | 1.415 |
| | L X B | **5** | 0.200 | 2.170 | | | | 1 | 0.434 |
| | L X B | **6** | 0.275 | 3.145 | | | | 17 | 14.703 |
| | L X B | **7** | 0.240 | 3.850 | | | | 17 | 15.708 |
| | L X B | **8** | 6.200 | 4.000 | | | | 17 | 421.600 |
| | L X B | **9** | 0.200 | 3.100 | | | | 17 | 10.540 |
| | L X B | **10** | 0.200 | 2.125 | | | | 17 | 7.225 |
| | L X B | **11** | 6.650 | 0.955 | | | | 1 | 6.351 |
| | L X B | **12** | 6.850 | 1.000 | | | | 1 | 6.850 |
| | L X B | **13** | 6.20 | 1.000 | | | | 1 | 6.200 |
| | L X B | **14** | 7.180 | 1.030 | | | | 1 | 7.395 |
| | L X B | **15** | 6.740 | 4.080 | | | | 1 | 27.499 |
| | L X B | **16** | 6.480 | 0.240 | | | | 1 | 1.555 |
| | L X B | **17** | 0.400 | 4.940 | | | | 1 | 1.976 |
| | L X B | **18** | 2.130 | 0.200 | | | | 1 | 0.426 |
| | L X B | **19** | 3.200 | 0.450 | | | | 1 | 1.440 |
| | L X B | **20** | 4.100 | 5.350 | | | | 1 | 21.935 |
| | L X B | **21** | 3.900 | 1.000 | | | | 1 | 3.900 |
| | L X B | **22** | 3.140 | 0.275 | | | | 1 | 0.864 |
| | L X B | **23** | 0.275 | 3.110 | | | | 7 | 5.987 |
| | L X B | **24** | 0.240 | 3.830 | | | | 7 | 6.434 |
| | L X B | **25** | 6.20 | 3.980 | | | | 7 | 172.732 |
| | L X B | **26** | 0.450 | 3.100 | | | | 7 | 9.765 |
| | L X B | **27** | 0.200 | 2.130 | | | | 7 | 2.982 |
| **TOTAL CARPET AREA OF SERVICE APARTMENT TYPICAL FLOOR (8,10&13TH FLOOR) =** | | | | | | | | | **782.757** |

SERVICE APARTMENT TYPICAL FLOOR
CARPET AREA CALCULATION

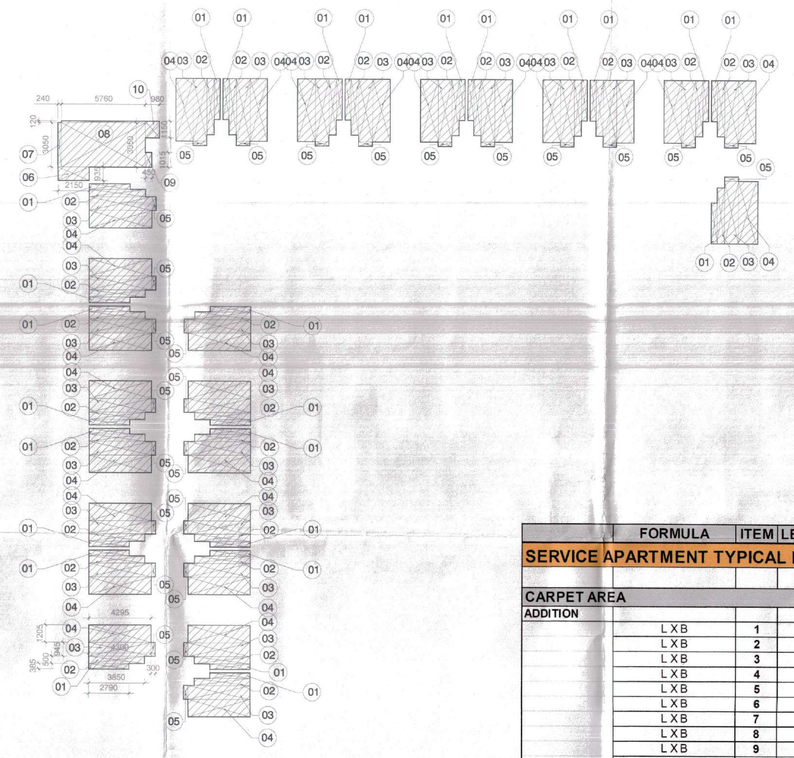

SERVICE APARTMENT MEZZANINE FLOOR
CARPET AREA DIAGRAM

| | FORMULA | ITEM | LENGTH | BASE-1 | BASE-2 | HEIGHT | RADIUS | | AREA |
|---|---|---|---|---|---|---|---|---|---|
| **SERVICE APARTMENT TYPICAL FLOOR(MEZZANINE FLOOR) (8,10&13TH FLOOR)** | | | | | | | | | |
| | | | MT. | MT. | MT. | MT. | MT. | Nos | SQMT. |
| **CARPET AREA** | | | | | | | | | |
| **ADDITION** | | | | | | | | | |
| | L X B | **1** | 2.790 | 0.385 | | | | 26 | 27.928 |
| | L X B | **2** | 3.850 | 0.500 | | | | 26 | 50.050 |
| | L X B | **3** | 4.300 | 0.945 | | | | 26 | 105.651 |
| | L X B | **4** | 4.295 | 1.205 | | | | 26 | 134.562 |
| | L X B | **5** | 0.300 | 0.945 | | | | 26 | 7.371 |
| | L X B | **6** | 2.100 | 0.935 | | | | | 1.964 |
| | L X B | **7** | 0.240 | 3.050 | | | | | 0.732 |
| | L X B | **8** | 5.760 | 3.050 | | | | | 17.568 |
| | L X B | **9** | 0.450 | 1.015 | | | | | 0.457 |
| | L X B | **10** | 0.980 | 1.150 | | | | | 1.127 |
| **TOTAL CARPET AREA OF SERVICE APARTMENT TYPICAL FLOOR (8,10&13TH FLOOR) =** | | | | | | | | | **347.410** |

SERVICE APARTMENT MEZZANINE FLOOR
CARPET AREA CALCULATION

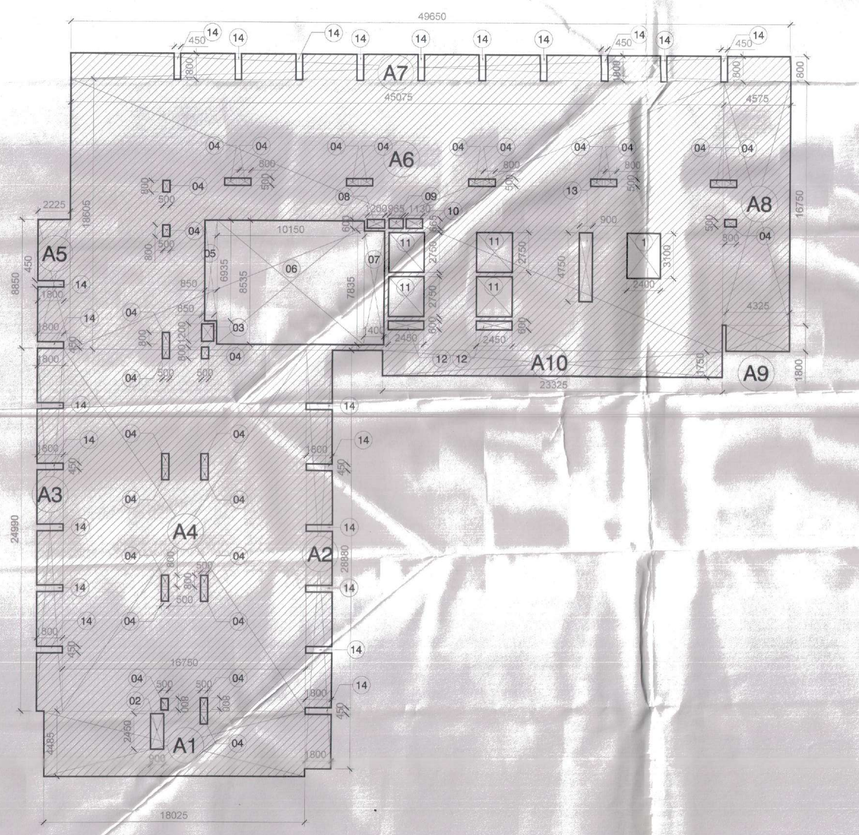

SERVICE APARTMENT TYPICAL FLOOR (8,10&13TH FLOOR)
AREA DIAGRAM

| | FORMULA | ITEM | LENGTH | BASE-1 | BASE-2 | HEIGHT | NO. | AREA |
|---|---|---|---|---|---|---|---|---|
| **SERVICE APARTMENT REFUGE TERRACE LVL(8,10&13TH FLOOR)** | | | | | | | | |
| | | | MT. | MT. | MT. | MT. | NO. | SQMT. |
| **ADDITION** | | | | | | | | |
| | L X B | **A1** | 18.025 | 4.485 | | | 1 | 80.842 |
| | L X B | **A2** | 1.800 | 28.880 | | | 1 | 51.984 |
| | L X B | **A3** | 1.800 | 24.990 | | | 1 | 44.982 |
| | L X B | **A4** | 16.750 | 24.990 | | | 1 | 418.583 |
| | L X B | **A5** | 2.225 | 8.850 | | | 1 | 19.691 |
| | L X B | **A6** | 45.075 | 18.605 | | | 1 | 838.620 |
| | L X B | **A7** | 49.650 | 1.800 | | | 1 | 89.370 |
| | L X B | **A8** | 4.575 | 16.750 | | | 1 | 76.631 |
| | L X B | **A9** | 4.325 | 1.800 | | | 1 | 7.785 |
| | L X B | **A10** | 23.325 | 1.750 | | | 1 | 40.819 |
| | | | | | **SUB TOTAL** | | | **1669.307** |
| **DEDUCTION** | | | | | | | | |
| | L X B | **1** | 2.400 | 3.100 | | | 1 | 7.440 |
| | L X B | **2** | 0.900 | 2.450 | | | 1 | 2.205 |
| | L X B | **3** | 0.850 | 1.200 | | | 1 | 1.020 |
| | L X B | **4** | 0.500 | 0.800 | | | 27 | 10.800 |
| | L X B | **5** | 0.850 | 6.535 | | | 1 | 5.895 |
| | L X B | **6** | 10.150 | 8.535 | | | 1 | 86.630 |
| | L X B | **7** | 1.400 | 7.835 | | | 1 | 10.969 |
| | L X B | **8** | 1.200 | 0.600 | | | 1 | 0.720 |
| | L X B | **9** | 0.965 | 0.665 | | | 1 | 0.642 |
| | L X B | **10** | 1.130 | 0.665 | | | 1 | 0.751 |
| | L X B | **11** | 2.450 | 2.750 | | | 4 | 26.950 |
| | L X B | **12** | 2.450 | 0.600 | | | 2 | 2.940 |
| | L X B | **13** | 0.900 | 4.750 | | | 1 | 4.275 |
| | L X B | **14** | 1.800 | 0.450 | | | 23 | 18.630 |
| | | | | | **SUB TOTAL** | | | **179.867** |
| **TOTAL BUILT UP AREA OF REFUGE TERRACE LVL(8,10&13TH FLOOR) =** | | | | | | | | **1489.440** |

SERVICE APARTMENT TYPICAL FLOOR (8,10&13TH FLOOR)
BUILT-UP CALCULATION

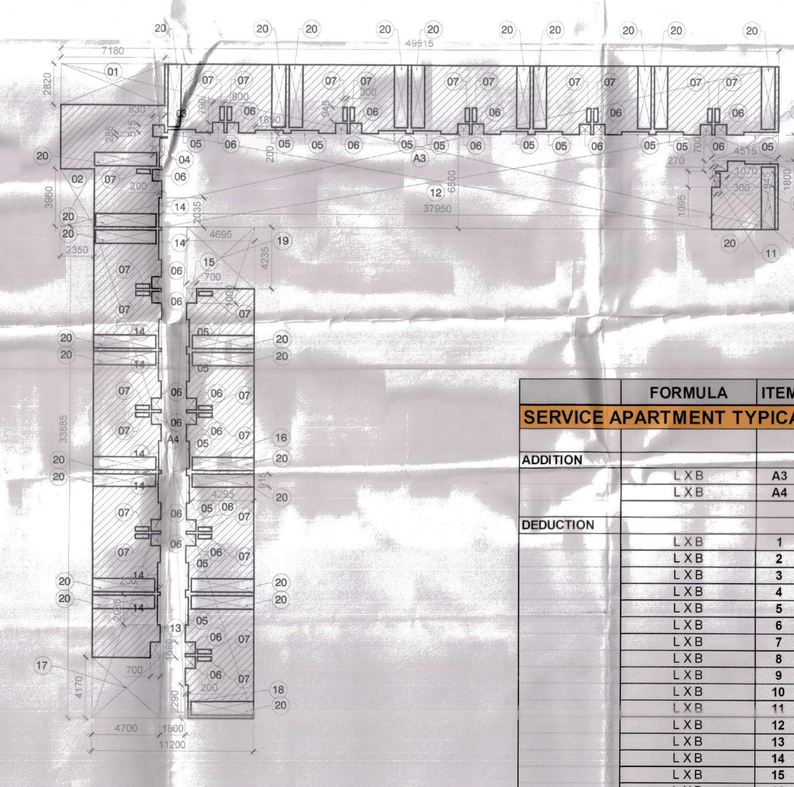

SERVICE APARTMENT MEZZANINE FLOOR
BUILTUP AREA DIAGRAM

| | FORMULA | ITEM | LENGTH | BASE-1 | BASE-2 | HEIGHT | NO. | AREA |
|---|---|---|---|---|---|---|---|---|
| **SERVICE APARTMENT TYPICAL FLOOR(MEZZANINE FLOOR)(8,10&13TH FLOOR)** | | | | | | | | |
| | | | MT. | MT. | MT. | MT. | NO. | SQMT. |
| **ADDITION** | | | | | | | | |
| | L X B | **A3** | 49.515 | 11.200 | | | | 554.568 |
| | L X B | **A4** | 11.200 | 33.885 | | | | 379.512 |
| | | | | | **SUB TOTAL** | | | **934.080** |
| **DEDUCTION** | | | | | | | | |
| | L X B | **1** | 7.180 | 2.820 | | | | 20.248 |
| | L X B | **2** | 2.350 | 3.960 | | | | 9.306 |
| | L X B | **3** | 0.830 | 0.515 | | | | 0.427 |
| | L X B | **4** | 0.285 | 0.700 | | | | 0.200 |
| | L X B | **5** | 1.890 | 0.200 | | | 17 | 6.426 |
| | L X B | **6** | 0.700 | 0.800 | | | 23 | 12.880 |
| | L X B | **7** | 0.945 | 0.300 | | | 24 | 6.804 |
| | L X B | **8** | 4.515 | 1.800 | | | | 8.127 |
| | L X B | **9** | 1.070 | 0.700 | | | | 0.749 |
| | L X B | **10** | 0.945 | 0.300 | | | | 0.284 |
| | L X B | **11** | 0.270 | 1.095 | | | | 0.296 |
| | L X B | **12** | 37.950 | 6.500 | | | | 246.675 |
| | L X B | **13** | 0.700 | 1.080 | | | | 0.756 |
| | L X B | **14** | 2.035 | 0.200 | | | 8 | 3.256 |
| | L X B | **15** | 0.700 | 1.000 | | | | 0.700 |
| | L X B | **16** | 1.800 | 33.885 | | | | 60.993 |
| | L X B | **17** | 4.700 | 4.170 | | | | 19.599 |
| | L X B | **18** | 0.200 | 2.290 | | | | 0.458 |
| | L X B | **19** | 4.695 | 4.235 | | | | 19.883 |
| | L X B | **20** | 4.295 | 0.915 | | | 27 | 106.108 |
| | | | | | **SUB TOTAL** | | | **524.174** |
| **TOTAL BUILT UP AREA OF SERVICE APARTMENT TYPICAL FLOOR (8,10&13TH FLOOR) =** | | | | | | | | **409.906** |

SERVICE APARTMENT MEZZANINE FLOOR
CARPET AREA CALCULATION

This is a "PROVISIONAL BUILDING PLAN" approved only for the purpose of inviting objections from the general public

TO BE READ WITH THIS OFFICE
No. 25545
DATED: 19/9/2023

DDTP
MEMBER
BPAC

Ram Avtar Bassi
AD(HQ)

J.D. P.A. A.T.P.

## NOTES & REFERENCES

### GENERAL NOTES

1. ALL DRAWINGS ARE TO BE READ, NOT TO BE MEASURED
2. ALL DIMENSIONS ARE IN MM UNLESS MENTIONED.
3. 230MM / 115MM BRICK AND 200MM BLOCK WORK ARE USED FOR WALLS.
4. 100% STANDBY GENERATOR ARE PROVIDED FOR COMMON SERVICES (FIRE FIGHTING, LIFTS, LIGHTING AND VENTILATION)
5. ALL ELECTRICAL INSTALLATIONS SHALL BE AS PER PROVISION OF NBC.
6. FIRE FIGHTING/ SAFETY PROVISIONS WILL BE AS PER RELEVANT NBC PROVISIONS.
7. BASEMENT AREA SHALL BE MECHANICALLY VENTILATED AS PER RELEVANT CODE.
8. ALL TOILETS ARE VENTILATED AS PER HARYANA BUILDING CODE 2017.
9. ENTIRE BUILDING HAS AUTOMATIC SPRINKLER SYSTEM AS PER NBC
10. BUILDING WILL BE DESIGNED(STRUCTURES) AS PER RELEVANT I.S. CODES FOR EARTHQUAKE RESISTANCE.
11. SOLAR PANELS OF REQUIRED CAPACITY SHALL BE PROVIDED ON ROOF TOP AS PER HAREDA / ZONING NORMS.
12. ALL HANDICAP RAMPS SHALL BE PROVIDED WITH RAILINGS.
13. TRAVEL DISTANCE COMPLIANCE TO NBC 2016 FOR FULLY SPRINKLED COMMERCIAL BUILDING.
14. WATER HARVESTING SYSTEM/ SOLAR WATER SYSTEM AND LED LIGHTING WILL BE PROVIDED AS REQUIRED.

NOTE ±0.00 (FINISHED GROUND FLOOR LEVEL) IN CORRESPONDENCE TO +10.70M

KEY PLAN

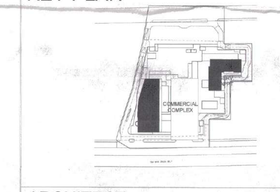

ARCHITECT:


RKA
RAJINDER KUMAR ASSOCIATES
ARCHITECTS DESIGNERS ENGINEERS
B-6 /17 Shopping Centre
Safdarjung Enclave
New Delhi 110029 India
T 91 11 26182930
261629 31
F 91 11 26186874


PROJECT NAME :
PROPOSED BUILDING PLAN UNDER TRANSIT ORIENTED DEVELOPMENT (TOD) POLICY DATED 09.02.2016 FOR COMMERCIAL COLONY AREA MEASURING 7.84875 ACRES (LICENCE NO 71 OF 2018 DATED 25/10/2018 ) IN SECTOR-71, GURUGRAM MANESAR URBAN COMPLEX BEING DEVELOPED BY ROSHNI BUILDERS PVT.LTD. AND OTHERS IN COLLABORATION WITH ROSHNI BUILDERS PVT.LTD.

ARCHITECTURE DRAWING:
REVISED SUBMISSION

DRAWING TITLE :
SERVICE APARTMENT TYPICAL FLOOR & MEZZANINE FLOOR (8,10 &13TH FLOOR) CARPET & BUILT UP CALCULATION

SCALE :- 1:200 DATED : 30-11-2021

DEALT BY : STAGE-

DWG NO. A1-119.5 Rev No. R0

SIGNATURE AND SEAL OF ARCHITECT
RAJINDER KUMAR
CA/2490/75

SIGNATURE OF OWNER