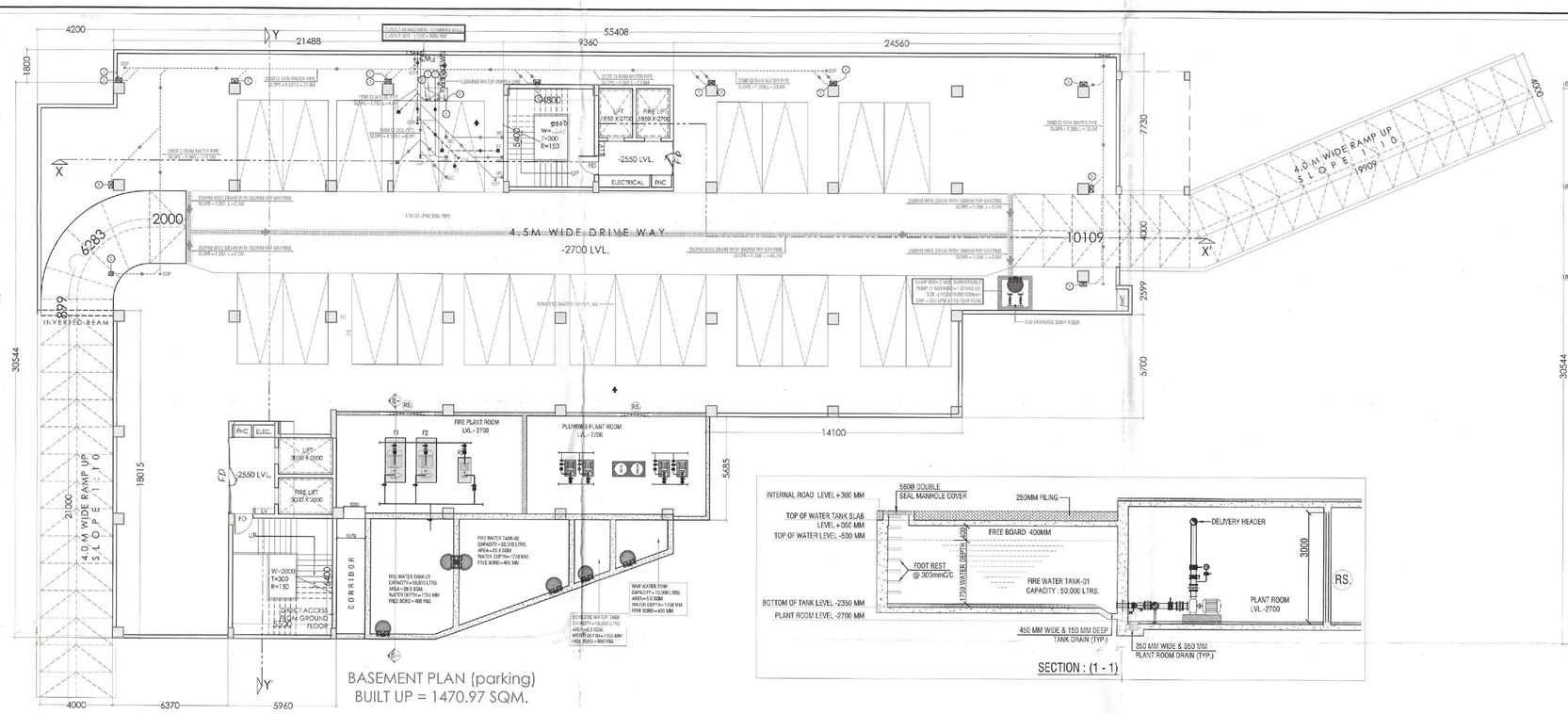

BASEMENT PLAN (parking)
BUILT UP = 1470.97 SQM.

SECTION : (1 - 1)

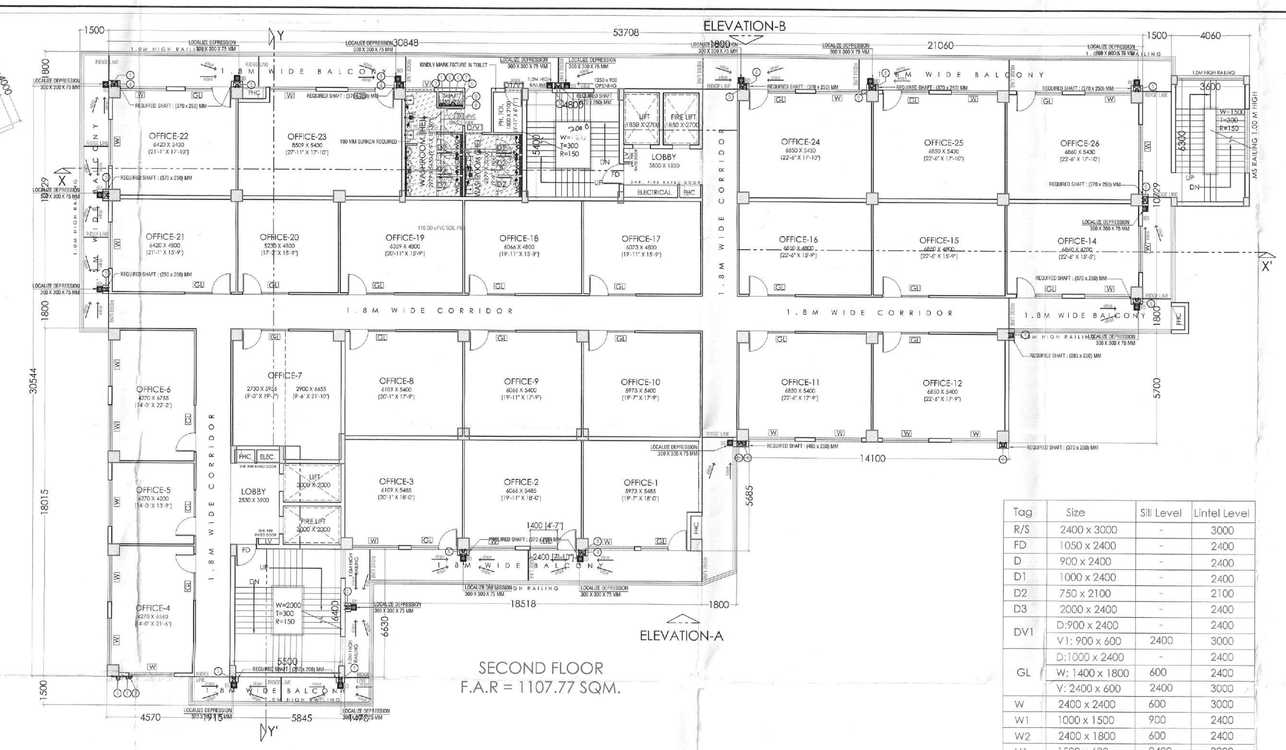

SECOND FLOOR
F.A.R = 1107.77 SQM.

Tag	Size	Sill Level	Lintel Level
R/S	2400 x 3000	-	3000
FD	1050 x 2400	-	2400
D	900 x 2400	-	2400
D1	1000 x 2400	-	2400
D2	750 x 2100	-	2100
D3	2000 x 2400	-	2400
DV1	D:900 x 2400	-	2400
	V1: 900 x 600	2400	3000
	D:1000 x 2400	-	2400
	W: 1400 x 1800	600	2400
	V: 2400 x 600	2400	3000
W	2400 x 2400	600	3000
W1	1000 x 1500	900	2400
W2	2400 x 1800	600	2400
V1	1500 x 600	2400	3000
V2	2400 x 600	2400	3000

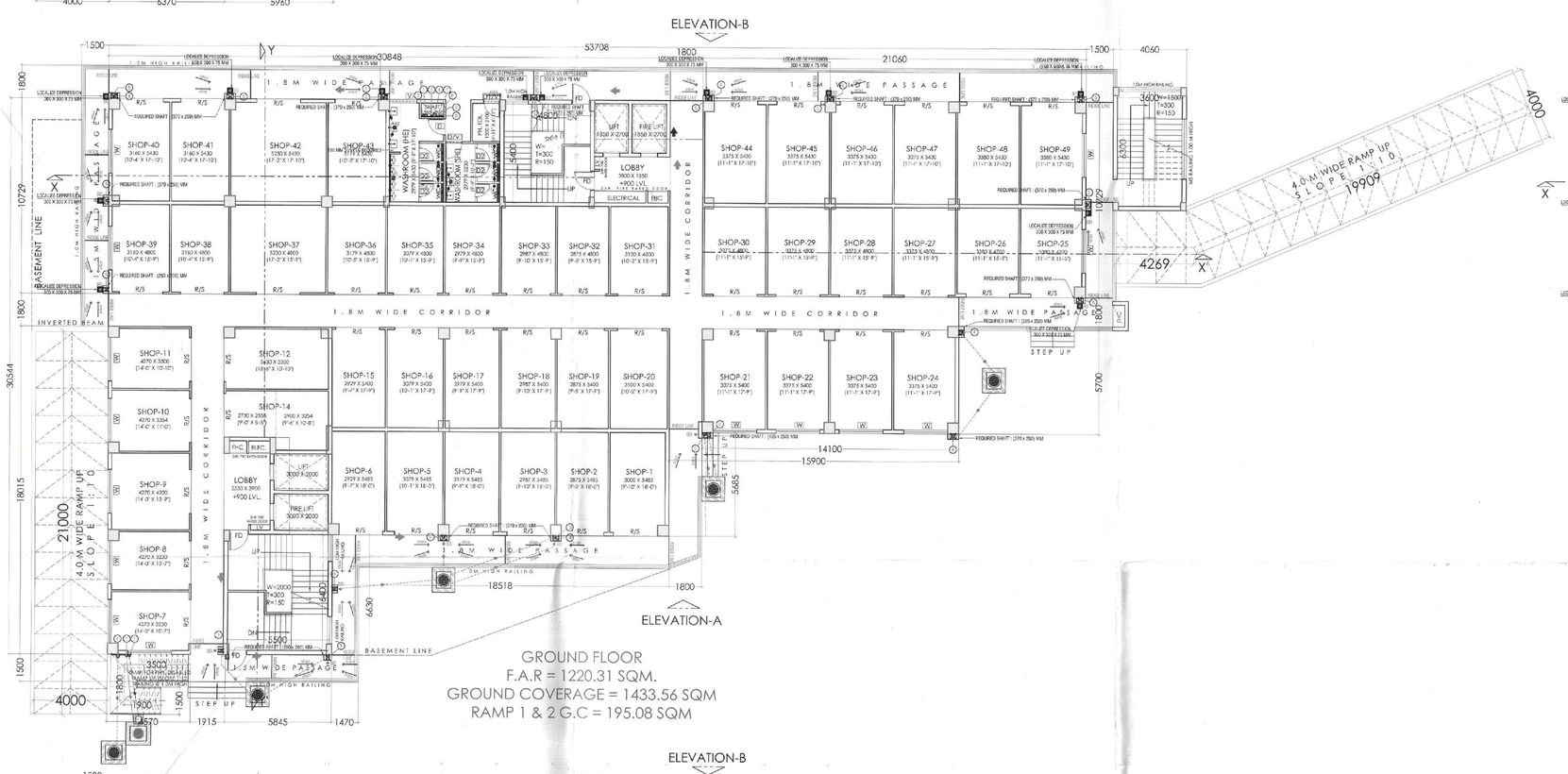

GROUND FLOOR
F.A.R = 1220.31 SQM.
GROUND COVERAGE = 1433.56 SQM
RAMP 1 & 2 G.C = 195.08 SQM

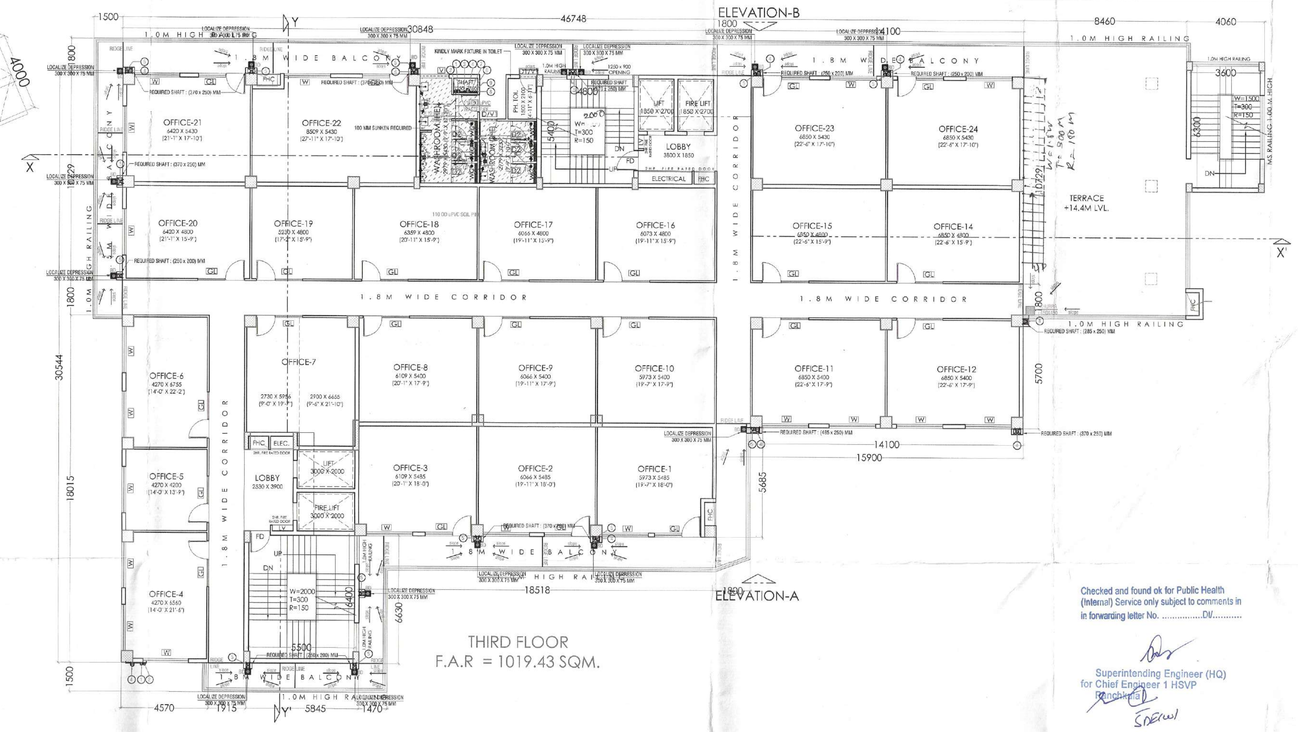

THIRD FLOOR
F.A.R = 1019.43 SQM.

Checked and found ok for Public Health (Internal) Service only subject to comments in in forwarding letter No. .....DV.....

Superintending Engineer (HQ)
for Chief Engineer 1 HSVP

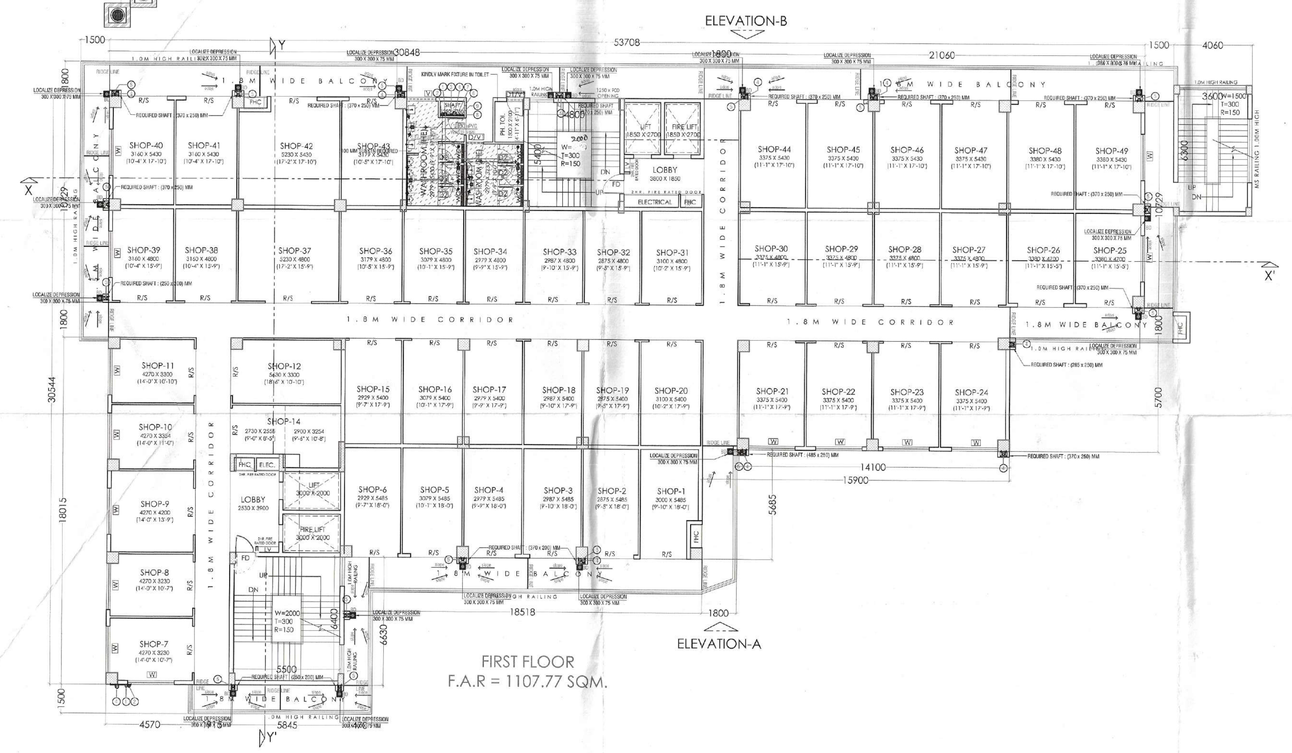

FIRST FLOOR
F.A.R = 1107.77 SQM.

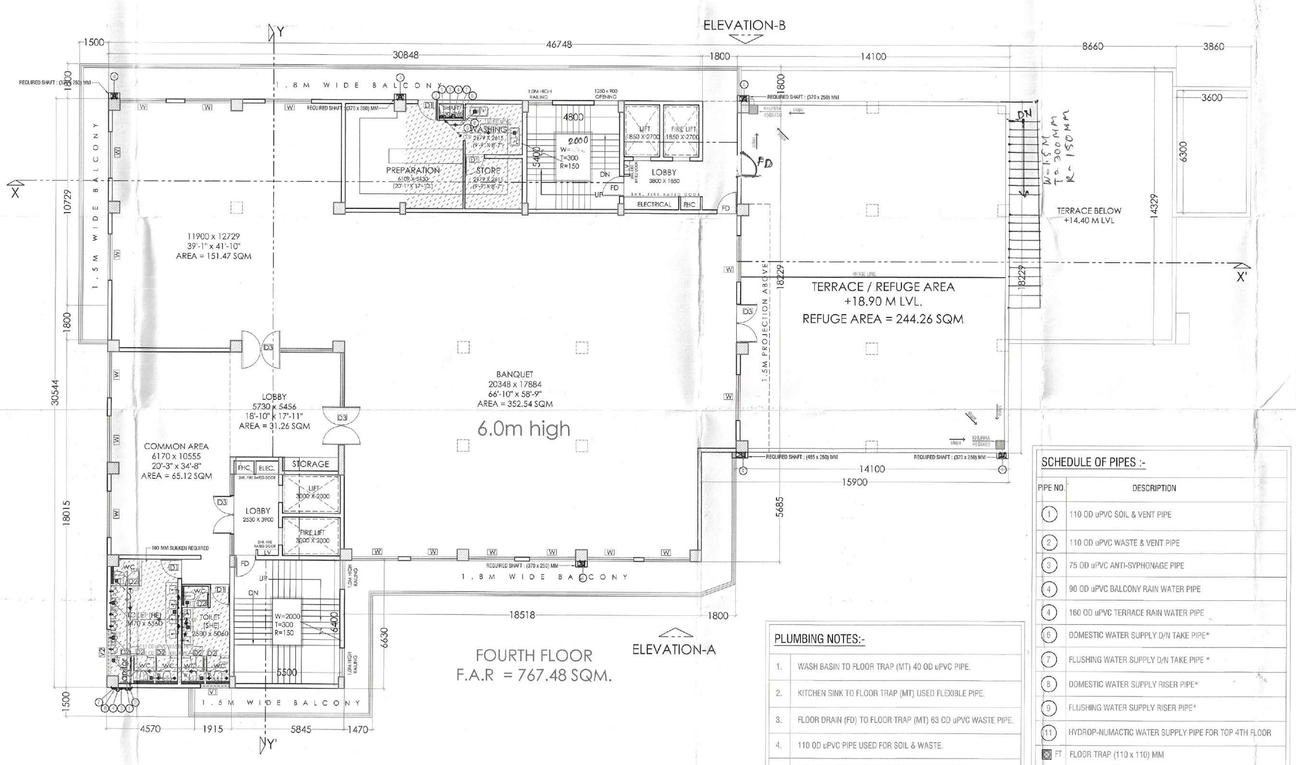

FOURTH FLOOR
F.A.R = 767.48 SQM.

PLUMBING NOTES:-

1. WASH BASIN TO FLOOR TRAP (MT) 40 OD uPVC PIPE.
2. KITCHEN SINK TO FLOOR TRAP (MT) USED FLEXIBLE PIPE.
3. FLOOR DRAIN (FD) TO FLOOR TRAP (MT) 63 OD uPVC WASTE PIPE.
4. 110 OD uPVC PIPE USED FOR SOIL & WASTE.
5. 110 OD uPVC PIPE USED FOR TERRACE RAIN WATER
6. 75 OD uPVC PIPE USED FOR BALCONY.

SCHEDULE OF PIPES :-

PIPE NO	DESCRIPTION
1	110 OD uPVC SOIL & VENT PIPE
2	110 OD uPVC WASTE & VENT PIPE
3	75 OD uPVC ANTI-SYPHONAGE PIPE
4	90 OD uPVC BALCONY RAIN WATER PIPE
5	160 OD uPVC TERRACE RAIN WATER PIPE
6	DOMESTIC WATER SUPPLY O/N TAKE PIPE*
7	FLUSHING WATER SUPPLY O/N TAKE PIPE *
8	DOMESTIC WATER SUPPLY RISER PIPE*
9	FLUSHING WATER SUPPLY RISER PIPE*
11	HYDROP-NUMATIC WATER SUPPLY PIPE FOR TOP 4TH FLOOR
FT	FLOOR TRAP (110 x 110) MM
FD	FLOOR DRAIN (110 x 63) MM
BD	BALCONY DRAIN (110 x 63) MM

PLOT AREA = [illegible]
= (0.02847 ACRES)
ALL DIMENSIONS ARE IN MM

AUTHORITY SIGNATURE

S.T.P. Member Secretary B.P.A.C. | S.T.P.(G) Member B.P.A.C. | Chairman B.P.A.C.

SANCTIONED
TO BE READ WITH THIS OFFICE MEMO NO.:
DATED :

Avtar Bassi JD(HQ) (DD(IT)) MEMBER . BPAC

JD. | A.T.P.

NOTES

1.ALL DIMENSIONS ARE IN MILLIMETER UNLESS STATED OTHERWISE.
2.THE CONSTRUCTION OF THE BUILDINGS SHALL BE GOVERNED BY PROVISIONS OF HARYANA BUILDING CODE, 20 POINTS WHERE HARYANA BUILDING CODE, 2017 IS SILENT THE NATIONAL BUILDING CODE OF INDIA, 2016 SHALL BE FOLLOWED.
3.THE GATE AND BOUNDARY WALL BE CONSTRUCTED AS/CODE.
4.THE CONSTRUCTION OF BASEMENT BE EXECUTED AS/CODE.
5.LIFTS & RAMPS IN BUILDING AS/CODE. PROPER FIRE SAFETY MEASURES PROVISIONS AS PER CODES.
6.INSTALLATION OF SOLAR POWER PLANT AS/CODE.
7.ADEQUATE PARKING SPACES - COVERED, OPEN OR IN THE BASEMENT AS/CODE.
8.PROVISION OF SEWAGE TREATMENT PLANT AS/CODE.

KEY PLAN

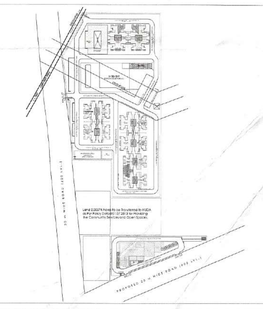

JOB TITLE

PROPOSED BUILDING PLAN OF AFFORDABLE GROUP HOUSING COLONY OVER AN AREA MEASURING 10.02847 ACRES (LICENCE NO. 73 DATED 01.06.2022) IN SECTOR-68, GURUGRAM MANESAR URBAN COMPLEX BEING DEVELOPED BY SH. MUKUL YADAV & OTHERS IN COLLABORATION WITH PAREENA INFRASTRUCTURE PVT. LTD.

OWNER: SH. MUKUL YADAV & OTHERS IN COLLABORATION WITH PAREENA INFRASTRUCTURE PVT. LTD.

PROJECT: PROPOSED AFFORDABLE GROUP HOUSING COLONY AT SECTOR-68, GURUGRAM

MEP CONSULTANTS: PARADISE CONSULTANTS
PLOT NO. 96, BASEMENT, POCKET 1
NEAR LIVING STYLE MALL, JASOLA VIHAR
NEW DELHI - 110025
EMAIL: paradiseconsultants@gmail.com

ARCHITECT: LINEAR CONCEPTS DESIGNS LLP
407, A09 GD ITL NORTH-EX TOWERS,
NETAJI SUBHASH PLACE
NEW DELHI - 110034, INDIA
EMAIL: STUDIO@LINEARCONCEPTS.IN
TEL: +91 11 43016035

DESCRIPTION: SUBMISSION DRAWING

SCALE	1 : 100 @ A
SHEET NO.	
DATE ISSUED	23-5-2022
DRAWN BY	
CHECKED BY	

N

ARCHITECT'S SIGNATURE AND SEAL: SHALEEN JAIN ARCHITECT

OWNER'S SIGNATURE AND SEAL: For Pareena Infrastructure Pvt. Ltd. Director

BUILDING: COMMERCIAL-01

DRAWING: FLOOR PLANS

PROJECT NO.

DRAWING NO.: AF-AR-18