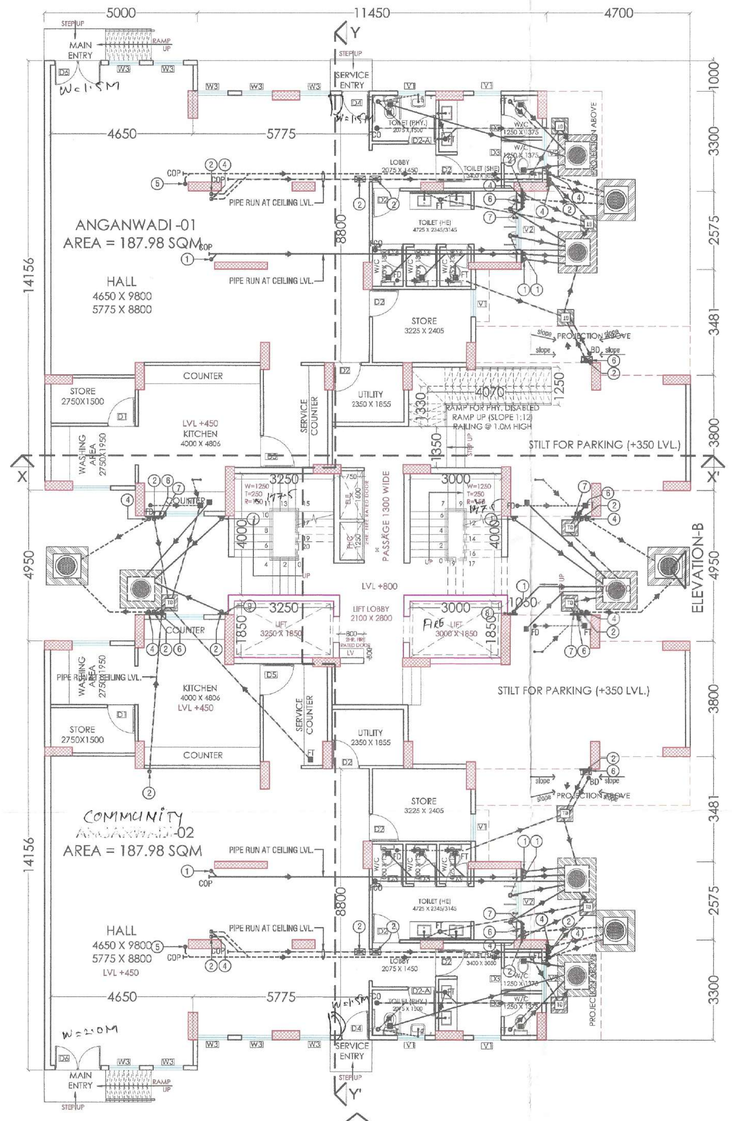

TOWER 6 STILT FLOOR PLAN
FAR CALCULATION = 65.28 SQM
GROUND COVERAGE = 140.83 SQM

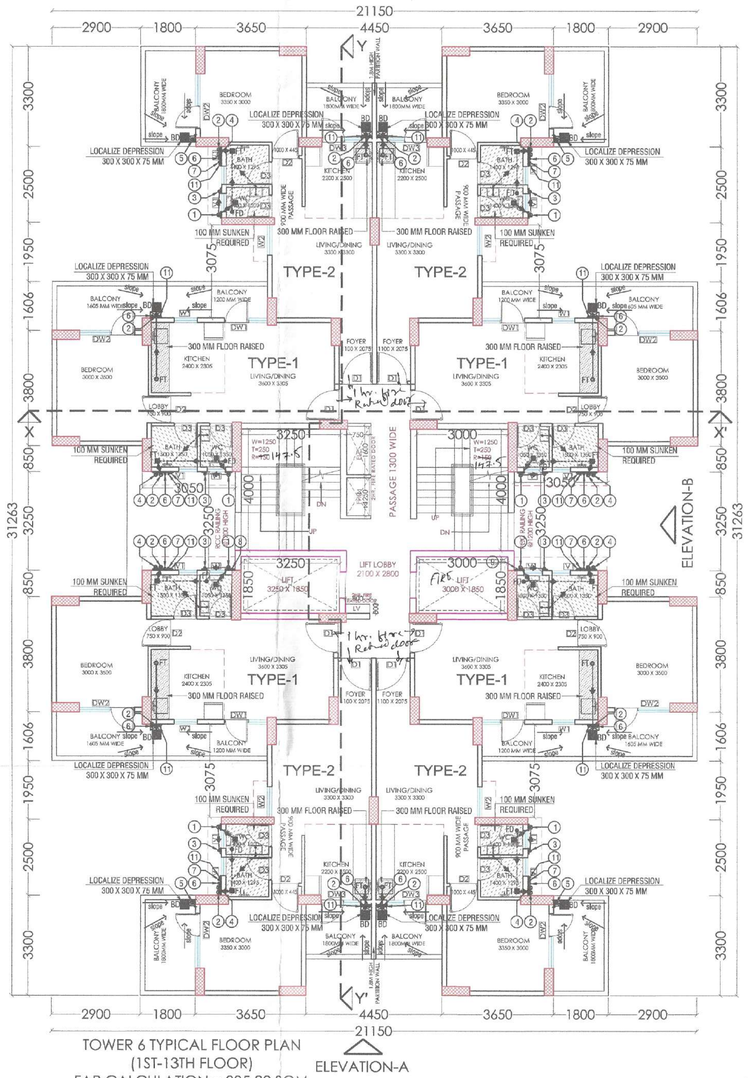

TOWER 6 TYPICAL FLOOR PLAN
(1ST-13TH FLOOR)
FAR CALCULATION = 335.82 SQM

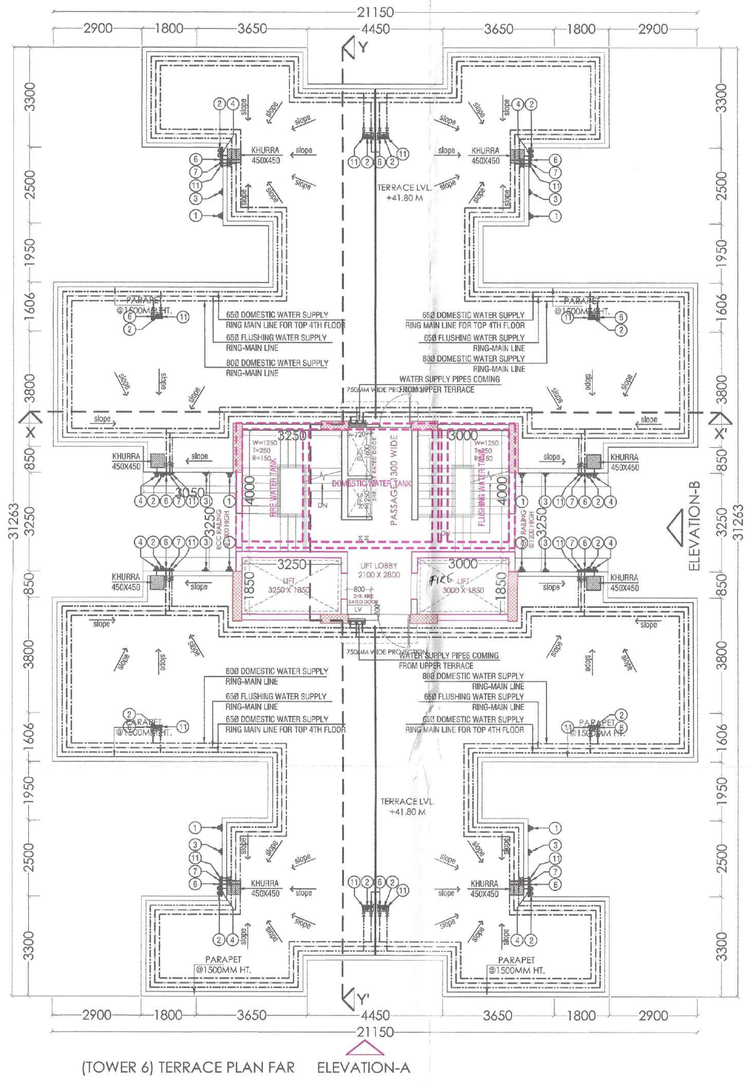

(TOWER 6) TERRACE PLAN FAR

RESIDENTIAL

Tag	Size	Sill Level	Lintel Level	Location	Type
D1	1000 x 2100	-	2100	Main Entrance	Type - 1,2,
D2	900 x 2100	-	2100	Bedroom Entrance	Type - 1,2,
D3	750 x 2100	-	2100	Toilet	Type - 1,2,
DW1	1400 x 2450	900	2450	Living room	Type - 1
DW2	1800 x 2450	-	2450	Bed Room	Type - 1,2,
DW3	1300 x 2450	1050	2450	Kitchen	Type - 2
W1	750 x 1400	1050	2450	Kitchen	Type - 1
W2	1000 x 1700	750	2450	Living Room	Type - 2
V1	600 x 500	1600	2100	Toilet	Type - 1,2,

ANGANWADI

Tag	Size	Sill Level	Lintel Level	Location
D2	900 x 2100	-	2100	Store, Toilet
D2-A	900 x 2100	-	2100	Toilet (Phy.)
D3	750x 2100	-	2100	Toilet (Male & Female)
D4	1200 x 2400	-	2400	Hall Entrance
D5	1050x 2100	-	2100	Kitchen
D6	1200x 2100	-	2400	Hall Entrance
DW4	1650x 2400	-	2400	Kitchen
W3	1000 x 1900	750	2650	Hall
W4	1250 x 1450	1050	2650	Kitchen
V1	900 x 500	1750	2250	Toilet / Store
V2	1300 x 500	1750	2250	Toilet (He,She)

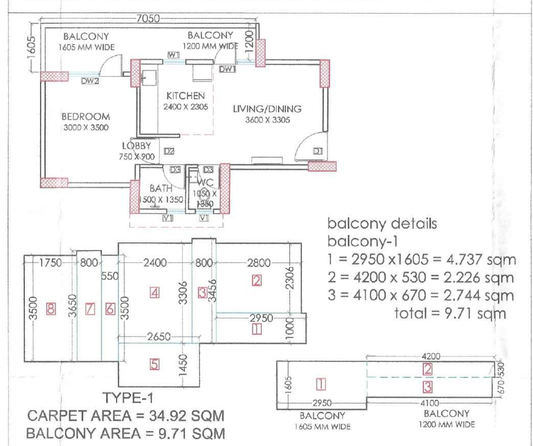

balcony details
balcony-1
1 = 2950 x1605 = 4.737 sqm
2 = 4200 x 530 = 2.226 sqm
3 = 4100 x 670 = 2.744 sqm
total = 9.71 sqm

TYPE-1
CARPET AREA = 34.92 SQM
BALCONY AREA = 9.71 SQM

TYPE-1 (A) ADDITION					
S.No	Designation	Length (mm)	Breadth (mm)	No. of Units	Area (mm)
1	1	2950	1000	1	2950000
2	2	2800	2306	1	6456800
3	3	800	3456	1	2764800
4	4	2400	3306	1	7934400
5	5	2650	1450	1	3842500
6	6	550	3500	1	1925000
7	7	800	3650	1	2920000
8	8	1750	3500	1	6125000
	TOTAL CARPET AREA				34918500
				IN SQM	34.92

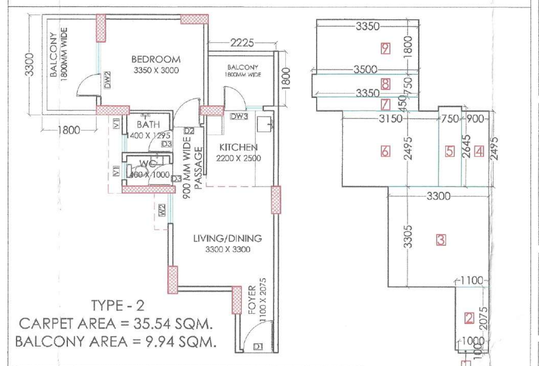

TYPE - 2
CARPET AREA = 35.54 SQM.
BALCONY AREA = 9.94 SQM.

TYPE-2 (A) ADDITION					
S.No	Designation	Length (mm)	Breadth (mm)	No. of Units	Area (mm)
1	1	1000	100	1	100000
2	2	1100	2075	1	2282500
3	3	3300	3305	1	10906500
4	4	900	2495	1	2245500
5	5	750	2845	1	1983750
6	6	3150	2495	1	7859250
7	7	3350	450	1	1507500
8	8	3500	750	1	2625000
9	9	3350	1800	1	6030000
	TOTAL CARPET AREA				35540000
				IN SQM	35.54

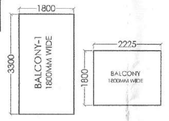

balcony details
balcony-1 = 3300 x1800 = 5.94 sqm
balcony-2 = 2225 x 1800 = 4.00 sqm
total = 9.94 sqm

PLOT AREA = **(10.02847 ACRES)**
ALL DIMENSIONS ARE IN MM

AUTHORITY SIGNATURE
A.T.P (HQ) Member BPAC
S.T.P (HQ) Member BPAC
S.T.P (HQ) Member BPAC
SANCTIONED
TO BE READ WITH THIS OFFICE MEMO NO.:
DATE:
DDT(T) MEMBER BPAC
Ram Avtar Bassi JD(HQ)
JD.
A.T.P.

NOTES
1.ALL DIMENSIONS ARE IN MILLIMETER UNLESS STATED OTHERWISE.
2.THE CONSTRUCTION OF THE BUILDINGS SHALL BE GOVERNED BY PROVISIONS OF HARYANA BUILDING CODE, 20 POINTS WHERE HARYANA BUILDING CODE, 2017 IS SILENT THE NATIONAL BUILDING CODE OF INDIA, 2016 SHALL BE FOLLOWED.
3.THE GATE AND BOUNDARY WALL BE CONSTRUCTED AS/CODE.
4.THE CONSTRUCTION OF BASEMENT BE EXECUTED AS/CODE.
5.LIFTS & RAMPS IN BUILDING AS/CODE.
PROPER FIRE SAFETY MEASURES PROVISIONS AS PER CODES.
6.INSTALLATION OF SOLAR POWER PLANT AS/CODE.
7.ADEQUATE PARKING SPACES - COVERED, OPEN OR IN THE BASEMENT AS/CODE.
8.PROVISION OF SEWAGE TREATMENT PLANT AS/CODE.

KEY PLAN

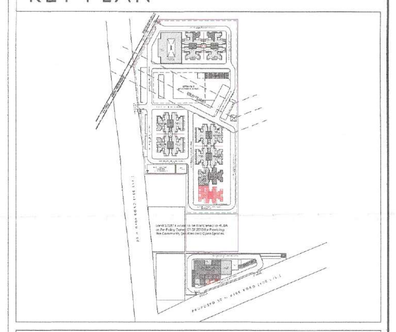

JOB TITLE

PROPOSED BUILDING PLAN OF AFFORDABLE GROUP HOUSING COLONY OVER AN AREA MEASURING 10.02847 ACRES (LICENCE NO. 73 DATED 01.06.2022) IN SECTOR-68, GURUGRAM MANESAR URBAN COMPLEX BEING DEVELOPED BY SH. MUKUL YADAV & OTHERS IN COLLABORATION WITH PAREENA INFRASTRUCTURE PVT. LTD.

OWNER: SH. MUKUL YADAV & OTHERS IN COLLABORATION WITH PAREENA INFRASTRUCTURE PVT. LTD.

PROJECT: PROPOSED AFFORDABLE GROUP HOUSING COLONY AT SECTOR-68, GURUGRAM

MEP CONSULTANTS: PARADISE CONSULTANTS
PLOT NO. 96, BASEMENT, POCKET 1
NEAR LIVING STYLE MALL, JASOLA VIHAR
NEW DELHI - 110025
EMAIL: paradiseconsultants@gmail.com

ARCHITECT: LINEAR CONCEPTS DESIGNS LLP
407, A09 GD ITL NORTH-EX TOWERS,
NETAJI SUBHASH PLACE
NEW DELHI - 110034, INDIA
EMAIL: STUDIO@LINEARCONCEPTS.IN
TEL: +91 11 43016035

DESCRIPTION: SUBMISSION DRAWING

SCALE	1 : 100 @ A
SHEET NO.	
DATE ISSUED	23-5-2022
DRAWN BY	
CHECKED BY	

N

ARCHITECT'S SIGNATURE AND SEAL — SHALEEN JAIN ARCHITECT

OWNER'S SIGNATURE AND SEAL

BUILDING: TOWER-6

DRAWING: FLOOR PLANS & AREA DETAILS

PROJECT NO.

DRAWING NO.: AF-AR-15

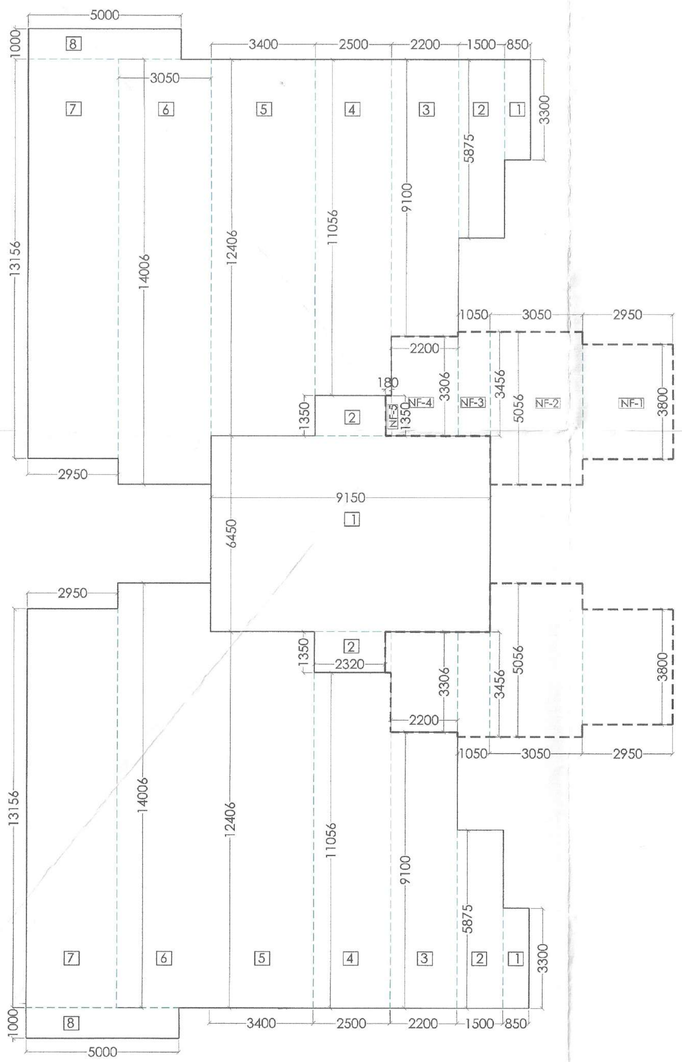

TOWER 5 GROUND FLOOR PLAN
FAR CALCULATION = 65.28 SQM.
NON FAR = 75.55 SQM.
COMMUNITY = 187.98 SQM +187.98 =375.96 SQM
TOTALG.C = 516.79 SQM

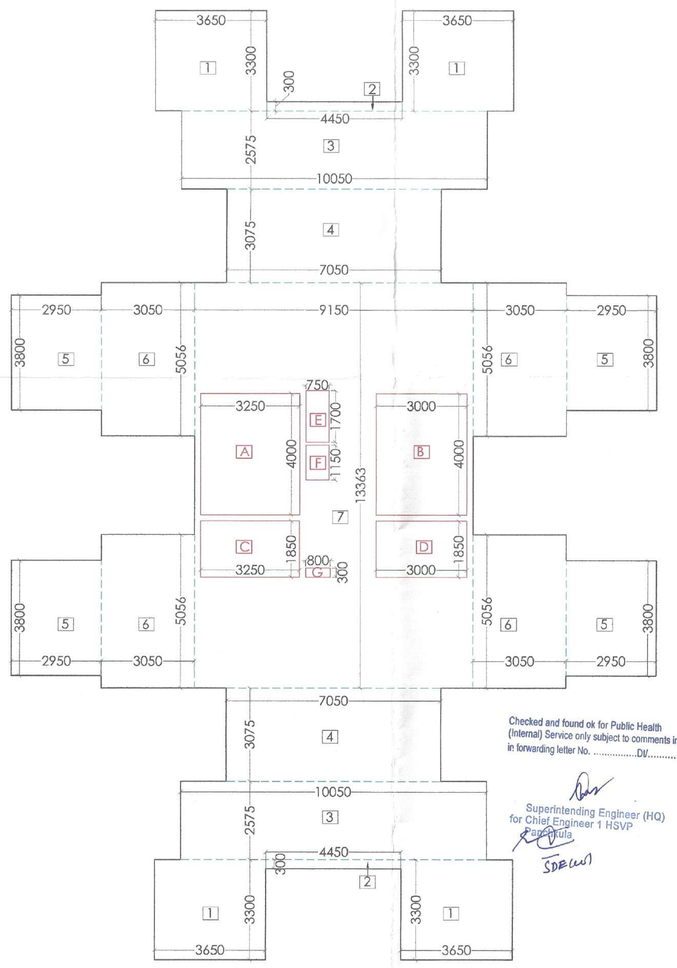

TYPICAL FLOOR PLAN (1ST-13TH FLOOR)
FAR CALCULATION = 335.82 SQM

Checked and found ok for Public Health (Internal) Service only subject to comments in in forwarding letter No. ..... Dt.....
Superintending Engineer (HQ) for Chief Engineer 1 HSVP

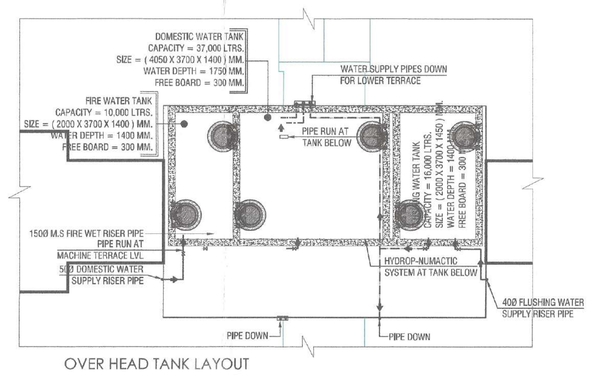

OVER HEAD TANK LAYOUT

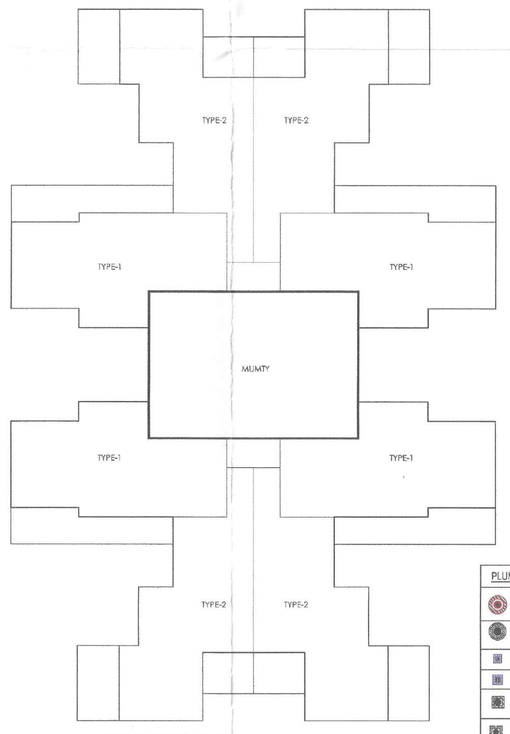

UNIT LAYOUT PLAN

F.A.R. Calculations - (TOWER-6) GROUND FLOOR (U) ADDITION					
S.No	Designation	Length (mm)	Breadth (mm)	No. of Units	Area (mm)
1	1	9150	6450	1	59017500
2	2	2320	1350	2	6264000
	TOTAL F.A.R GROUND FLOOR (U)				65281500
				IN SQM	65.28

STILT Non FAR Area Calculations - (TOWER-6) (V) ADDITION					
S.No	Designation	Length (mm)	Breadth (mm)	No. of Units	Area (mm)
1	NF-1	2950	3800	2	22420000
2	NF-2	3050	5056	2	30841600
3	NF-3	1050	3456	2	7257600
4	NF-4	2200	3306	2	14546400
5	NF-5	180	1350	2	486000
					75551600
	TOTAL NON F.A.R STILT FLOOR (V)			IN SQM	75.55
	GROUND COVERAGE		(U+V)		140.83

F.A.R. Calculations - (TOWER-6) TYPICAL FLOOR 1ST-13TH (A) ADDITION					
S.No	Designation	Length (mm)	Breadth (mm)	No. of Units	Area (mm)
1	1	3650	3300	4	48180000
2	2	4450	300	2	2670000
3	3	10050	2575	2	51757500
4	4	7050	3075	2	43357500
5	5	2950	3800	4	44840000
6	6	3050	5056	4	61683200
7	7	9150	13363	1	122271450
					374759650
(B) DEDUCTION					
S.No	Designation	Length (mm)	Breadth (mm)	No. of Units	Area (mm)
1	A	3250	4000	1	13000000
2	B	3000	4000	1	12000000
3	C	3250	1850	1	6012500
4	D	3000	1850	1	5550000
5	E	750	1700	1	1275000
7	F	750	1150	1	862500
8	G	800	300	1	240000
					38940000
	TOTAL F.A.R PER FLOOR	A-B			335819650
				IN SQM	335.82
	Number of Floors (W)	13			4365.66
	TOTAL FAR		U+W		4430.94

SCHEDULE OF PIPES :-

PIPE NO.	DESCRIPTION
1	110 OD uPVC SOIL & VENT PIPE
2	110 OD uPVC WASTE & VENT PIPE
3	75 OD uPVC ANTI-SYPHONAGE PIPE
4	110 OD uPVC TERRACE RAIN WATER PIPE
5	90 OD uPVC BALCONY RAIN WATER PIPE
6	DOMESTIC WATER SUPPLY D/N TAKE PIPE*
7	FLUSHING WATER SUPPLY D/N TAKE PIPE *
8	DOMESTIC WATER SUPPLY RISER PIPE*
9	FLUSHING WATER SUPPLY RISER PIPE*
11	HYDROP-NUMACTIC WATER SUPPLY PIPE FOR TOP 4TH FLOOR
	FT FLOOR TRAP (110 x 110) MM
	FD FLOOR DRAIN (110 x 83) MM
	BD BALCONY DRAIN (110 x 63) MM

PLUMBING LEGEND :

- SEWER MANHOLE WITH 550Ø S.F.R.C. MANHOLE COVER.
- STORM WATER MANHOLE WITH 550Ø S.F.R.C. PERFORATED MANHOLE COVER.
- CATCH BASIN (450 x 450) MM WITH PERFORATED MANHOLE COVER
- CATCH BASIN (600 x 600) MM WITH PERFORATED MANHOLE COVER
- STORM WATER MANHOLE (900 x 600) MM WITH PERFORATED MANHOLE COVER.
- SEWER MANHOLE (900 x 600) MM
- GULLY TRAP (300 x 300) MM

GROUND COVERAGE/BUILT-UP - COMMUNITY & AGANWADI (TOWER 6) (A) ADDITION FAR					
S.No	Designation	Length (mm)	Breadth (mm)	No. of Units	Area (mm)
1	1	850	3300	1	2805000
2	2	1500	5875	1	8812500
3	3	2000	9100	1	20020000
4	4	2500	11056	1	27640000
5	5	3400	12406	1	42180400
6	6	3050	14006	1	42718300
7	7	2950	13156	1	38810200
8	8	5000	1000	1	5000000
	TOTAL (A)				187986400
				IN SQM	187.98
	NO. OF COMMUNITY & ANGANWADI		2		375.96

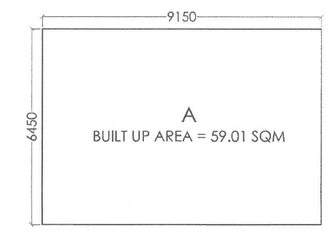

MUMTY BUILT UP AREA
CALCULATION = 59.01 SQM

PLUMBING NOTES:-

1.	WASH BASIN TO FLOOR TRAP (MT) 40 OD uPVC PIPE.
2.	KITCHEN SINK TO FLOOR TRAP (MT) USED FLEXIBLE PIPE.
3.	FLOOR DRAIN (FD) TO FLOOR TRAP (MT) 63 OD uPVC WASTE PIPE.
4.	110 OD uPVC PIPE USED FOR SOIL & WASTE.
5.	110 OD uPVC PIPE USED FOR TERRACE RAIN WATER
6.	75 OD uPVC PIPE USED FOR BALCONY.