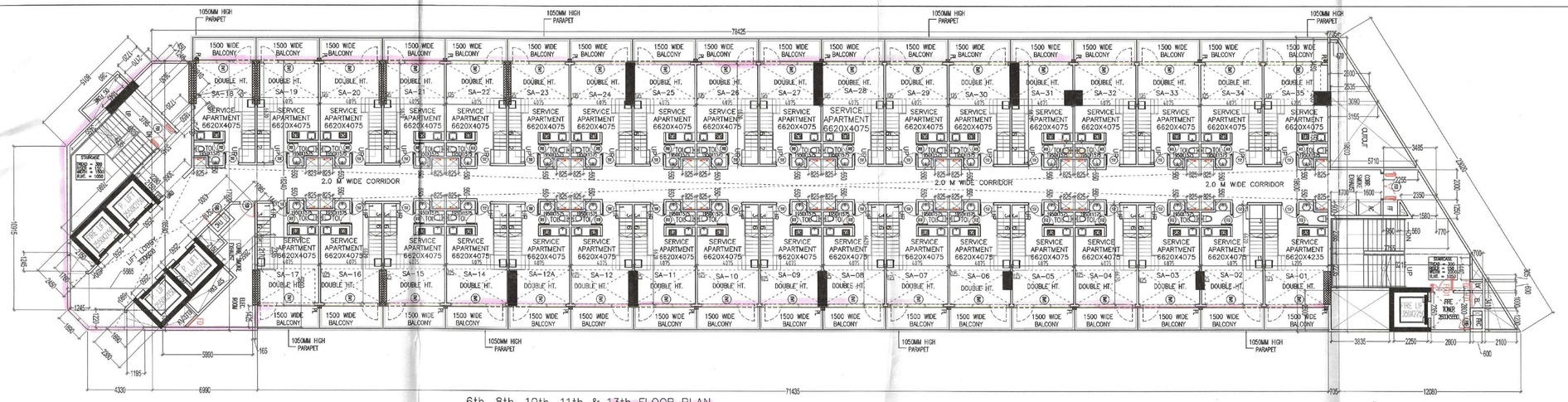

6th, 8th, 10th, 11th & 13th FLOOR PLAN

LVL. +36.75 M | LVL. +48.75 M | LVL. +66.75 M | LVL. +66.75 M | LVL. +78.75 M

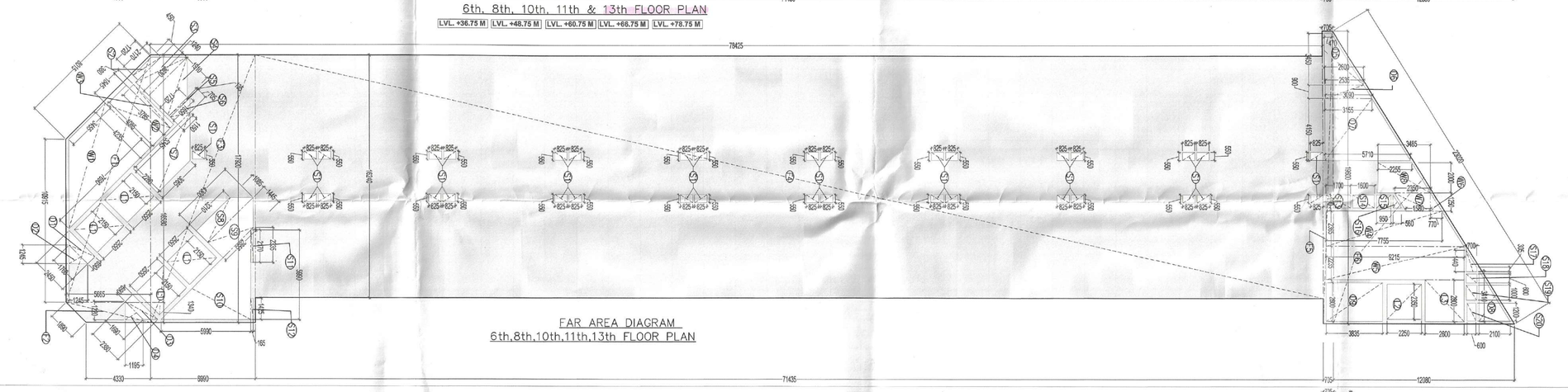

FAR AREA DIAGRAM
6th,8th,10th,11th,13th FLOOR PLAN

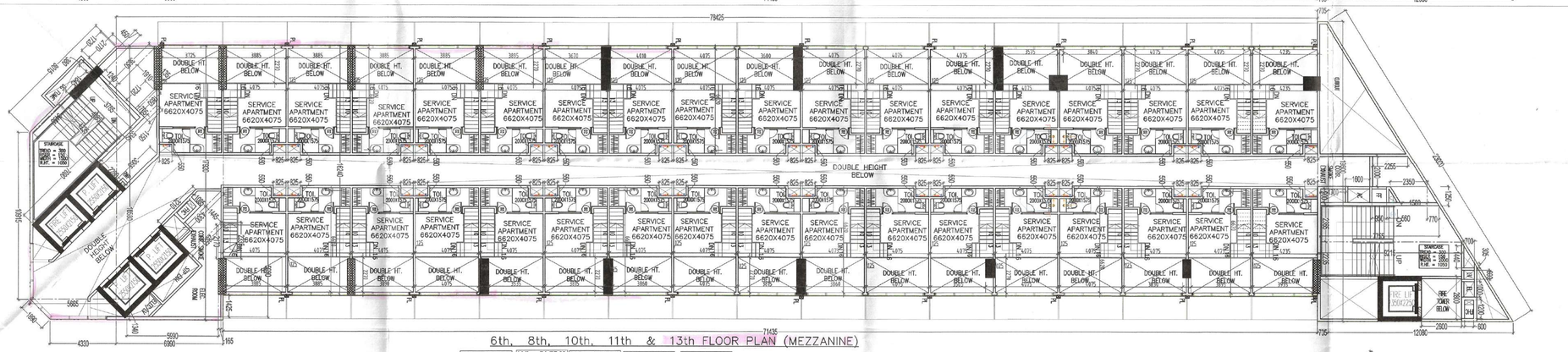

6th, 8th, 10th, 11th & 13th FLOOR PLAN (MEZZANINE)

LVL. +39.75 M | LVL. +51.75 M | LVL. +63.75 M | LVL. +69.75 M | LVL. +81.75 M

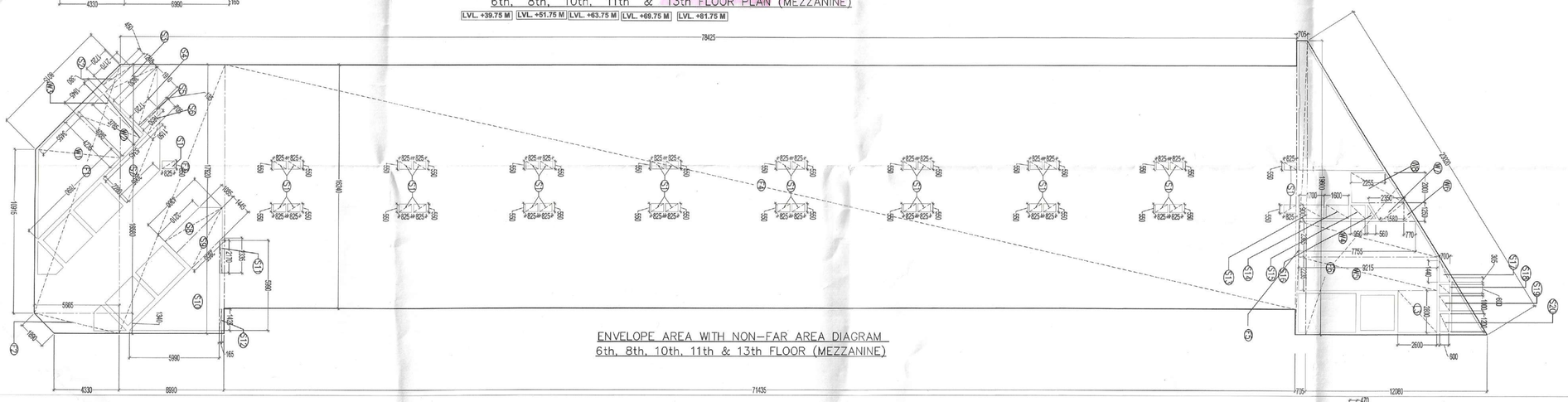

ENVELOPE AREA WITH NON-FAR AREA DIAGRAM
6th, 8th, 10th, 11th & 13th FLOOR (MEZZANINE)

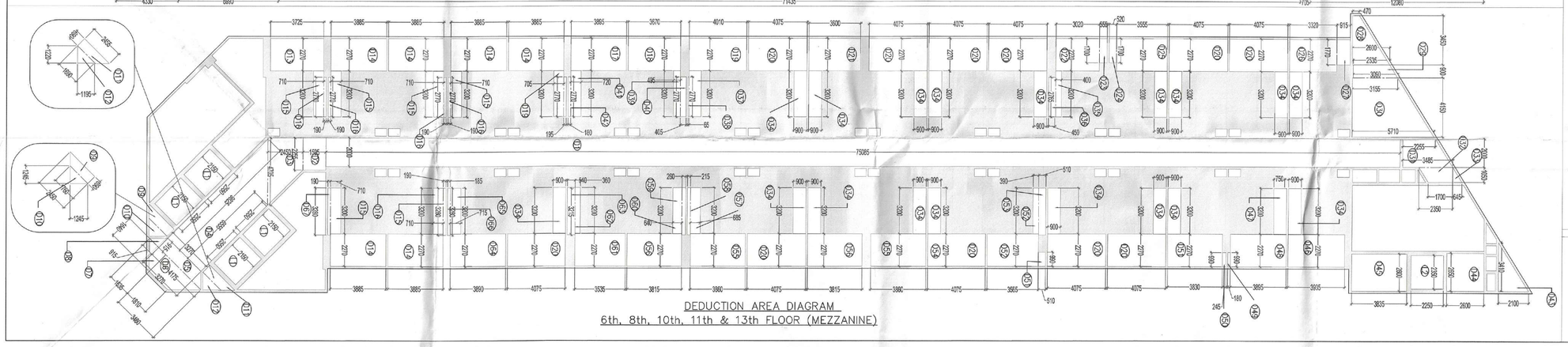

DEDUCTION AREA DIAGRAM
6th, 8th, 10th, 11th & 13th FLOOR (MEZZANINE)

(6th,8th,10th,11th & 13th) MEZZ. FLOOR AREA CALCULATION									
TOTAL COVERED AREA AT TYPICAL FLOOR (6th,8th,10th,11th & 13th) (A) = ENVELOPE AREA (E) - DEDUCTION AREA (D)									
ENVELOPE AREA (E)									
S.No.	Length		Breadth		Nos		Height		Area (SQM)
F1	10.915	+	16.580	X	0.5	X	5.665	=	77.88
F2	5.665	+	4.330	X	0.5	X	1.340	=	6.70
F3	17.920	X	6.990	X	1			=	125.26
F4	16.240	X	71.435	X	1			=	1160.10
F5	19.600	X	0.705	X	1			=	13.82
F5	19.600	X	12.080	X	0.5			=	118.38
TOTAL ENVELOPE AREA (E)									1502.14
DEDUCTION AREA (D)									
D1	2.000	X	75.085	X	1			=	150.17
D2	2.255	X	1.595	X	1			=	3.60
D3	2.255	+	4.705	X	0.5	X	2.450	=	8.53
D4	9.825	+	6.555	X	0.5	X	3.270	=	26.78
D5	4.175	+	3.270	X	0.5	X	0.915	=	3.41
D6	3.460	+	1.810	X	0.5	X	1.640	=	4.32
D7	1.640	X	1.635	X	0.5			=	1.34
D8	0.915	X	0.915	X	0.5			=	0.42
D9	2.450	+	1.760	X	0.5	X	0.690	=	1.45
D10	1.245	X	1.245	X	0.5			=	0.78
D11	2.455	+	1.690	X	0.5	X	0.690	=	1.43
D12	1.220	X	1.195	X	0.5			=	0.73
D13	2.270	X	3.725	X	1			=	8.46
D14	2.270	X	3.885	X	6			=	52.91
D15	3.200	X	0.710	X	7			=	15.90
D16	2.770	X	0.190	X	5			=	2.63
D17	2.270	X	3.895	X	1			=	8.84
D18	2.270	X	3.670	X	1			=	8.33
D19	2.270	X	4.010	X	1			=	9.10
D20	2.270	X	4.075	X	11			=	101.75
D21	2.270	X	3.600	X	1			=	8.17
D22	2.270	X	3.020	X	1			=	6.86
D23	1.700	X	0.555	X	1			=	0.94
D24	1.700	X	0.520	X	1			=	0.88
D25	2.270	X	3.555	X	1			=	8.07
D26	2.270	X	3.320	X	1			=	7.54
D27	1.770	X	0.915	X	1			=	1.62
D28	2.600	+	0.470	X	0.5	X	3.450	=	5.30
D29	2.535	+	3.090	X	0.5	X	0.900	=	2.53
D30	3.155	+	5.710	X	0.5	X	4.150	=	18.39
D31	2.255	+	3.485	X	0.5	X	2.000	=	5.74
D32	2.350	+	1.700	X	0.5	X	1.050	=	2.13
D33	1.050	X	0.645	X	0.5			=	0.34
D34	3.200	X	0.900	X	18			=	51.84
D35	3.200	X	0.400	X	1			=	1.28
D36	2.770	X	0.450	X	1			=	1.25
D37	3.200	X	0.835	X	1			=	2.67
D38	2.770	X	0.065	X	1			=	0.18
D39	3.200	X	0.495	X	1			=	1.58
D40	2.770	X	0.405	X	1			=	1.12
D41	3.200	X	0.720	X	1			=	2.30
D42	2.770	X	0.180	X	1			=	0.50
D43	3.410	X	2.100	X	0.5			=	3.58
D44	2.650	X	2.600	X	1			=	6.89
D45	2.600	X	3.835	X	1			=	9.97
D46	2.270	X	3.935	X	1			=	8.93
D47	3.200	X	0.900	X	1			=	2.88
D48	2.270	X	3.895	X	1			=	8.84
D49	0.990	X	0.180	X	1			=	0.18
D50	0.990	X	0.245	X	1			=	0.24
D51	2.270	X	3.830	X	1			=	8.69
D51A	0.990	X	0.510	X	1			=	0.50
D52	2.270	X	3.565	X	1			=	8.09
D53	3.280	X	0.510	X	1			=	1.67
D54	3.200	X	0.390	X	1			=	1.25
D55	2.270	X	3.860	X	2			=	17.52
D56	2.270	X	3.815	X	2			=	17.32
D57	3.200	X	0.685	X	1			=	2.19
D58	3.280	X	0.215	X	1			=	0.71
D59	3.280	X	0.260	X	1			=	0.85
D60	3.200	X	0.640	X	1			=	2.05
D61	2.270	X	3.535	X	1			=	8.02
D62	3.200	X	0.360	X	1			=	1.15
D63	3.280	X	0.540	X	1			=	1.77
D64	2.270	X	3.890	X	1			=	8.83
D65	3.200	X	0.715	X	1			=	2.29
D66	3.280	X	0.190	X	3			=	1.87
TOTAL DEDUCTION AREA (D)									668.39
TOTAL COVERED AREA AT (6th,8th,10th,11th & 13th) MEZZ FLOOR (A) = (E-D)									833.75
L1	2.150	X	2.550	X	4			=	21.93
L2	2.350	X	2.250	X	1			=	5.29
W1	7.690	+	3.455	X	0.5	X	4.235	=	23.60
W2	4.085	X	1.845	X	1			=	7.54
W3	3.785	X	0.380	X	1			=	1.44
W4	9.215	+	7.755	X	0.5	X	2.365	=	20.07
W5	9.215	X	2.235	X	1			=	20.60
S1	0.550	X	0.825	X	35			=	15.88
S2	2.170	+	1.720	X	0.5	X	0.450	=	0.88
S3	3.630	+	2.170	X	0.5	X	1.240	=	3.60
S4	3.630	+	1.720	X	0.5	X	1.910	=	5.11
S5	1.720	+	1.850	X	0.5	X	0.135	=	0.24
S6	1.150	+	1.850	X	0.5	X	0.705	=	1.06
S7	5.345	+	3.065	X	0.5	X	2.280	=	9.59
S8	4.300	+	3.210	X	0.5	X	1.085	=	4.07
S9	4.300	+	2.855	X	0.5	X	1.445	=	5.17
S10	5.990	X	5.990	X	0.5			=	17.94
S11	2.335	+	2.170	X	0.5	X	0.165	=	0.37
S12	1.425	X	0.165	X	1			=	0.24
S13	0.900	X	1.700	X	1			=	1.53
S14	0.900	X	1.600	X	1			=	1.44
S15	0.900	X	0.950	X	1			=	0.86
S16	0.900	X	0.560	X	0.5			=	0.25
S17	1.440	+	0.305	X	0.5	X	0.700	=	0.61
S18	0.600	X	0.700	X	1			=	0.42
S19	1.000	X	0.700	X	1			=	0.70
S20	1.200	X	0.600	X	1			=	0.72
TOTAL NON FAR AREA = (B)									171.15
TOTAL FAR AREA AT (6th,8th,10th,11th & 13th) MEZZ. FLOOR (f) = (A - B)									662.60
CARPET AREA AT (6th,8th,10th,11th & 13th) MEZZ.									526.160

Building Plans have been checked and found in order as per Public Health Services point of view.

Executive Engineer-V, Sew. Th-Wide, GMDA, Gurugram

Executive Engineer-III, Drainage Division, GMDA, Gurugram

Executive Engineer-II, Infra-II, Gurugram Metropolitan Development Authority (GMDA)

SANCTIONED
TO BE READ WITH THIS OFFICE MEMO NO.: 36655
DATED : 11/11/2022

Executive Engineer, Nodal Office (GMDA) Reports to TCP Deptt.

Chief Engineer, (Infra-II), GMDA, Gurugram

A.T.P. (HQ) Member BPAC | S.T.P. (HQ) Member Secretary BPAC | S.T.P. (G) Member BPAC | T.C.P. (HR) Chairman BPAC

Ram Avtar Bassi
JD(HQ)

DDTP) MEMBER BPAC

A.T.P.

13th Floor and its mazzanine mortgaged shown as

TYPICAL FLOOR (6th,8th,10th,11th & 13th) AREA CALCULATION									
TOTAL COVERED AREA AT TYPICAL FLOOR (6th,8th,10th,11th & 13th) (A) = ENVELOPE AREA (E) - DEDUCTION AREA (D)									
ENVELOPE AREA (E)									
S.No.	Length		Breadth		Nos		Height		Area (SQM)
F1	10.915	+	16.580	X	0.5	X	5.665	=	77.88
F2	5.665	+	4.330	X	0.5	X	1.340	=	6.70
F3	17.920	X	6.990	X	1			=	125.26
F4	16.240	X	71.435	X	1			=	1160.10
F5	19.600	X	0.705	X	1			=	13.82
F5	19.600	X	12.080	X	0.5			=	118.38
TOTAL ENVELOPE AREA (E)									1502.14
DEDUCTION AREA (D)									
D1	2.450	+	1.760	X	0.5	X	0.690	=	1.45
D2	1.245	X	1.245	X	0.5			=	0.78
D3	2.380	+	1.690	X	0.5	X	0.690	=	1.40
D4	1.220	X	1.195	X	0.5			=	0.73
D5	2.600	+	0.470	X	0.5	X	3.450	=	5.30
D6	2.535	+	3.090	X	0.5	X	0.900	=	2.53
D7	3.155	+	5.710	X	0.5	X	4.150	=	18.39
D8	3.410	X	2.100	X	0.5			=	3.58
D9	2.600	X	3.835	X	1			=	9.97
TOTAL DEDUCTION AREA (D)									44.13
TOTAL COVERED AREA AT TYPICAL FLOOR (6th,8th,10th,11th & 13th) (A) = (E-D)									1458.01
(NON FAR AREA) (B)									
L1	2.550	X	2.150	X	4			=	21.93
L2	2.350	X	2.250	X	1			=	5.29
L3	2.800	X	2.600	X	1			=	7.28
W1	7.690	+	3.455	X	0.5	X	4.235	=	23.60
W2	4.085	X	1.845	X	1			=	7.54
W3	3.785	X	0.380	X	1			=	1.44
W4	9.215	+	7.755	X	0.5	X	2.365	=	20.07
W5	9.215	X	2.235	X	1			=	20.60
W6	1.250	X	0.770	X	0.5			=	0.48
W7	2.350	+	1.580	X	0.5	X	1.250	=	2.46
W8	3.485	+	2.255	X	0.5	X	2.000	=	5.74
S1	0.550	X	0.825	X	35			=	15.88
S2	2.170	+	1.720	X	0.5	X	0.450	=	0.88
S3	3.630	+	2.170	X	0.5	X	1.240	=	3.60
S4	3.630	+	1.720	X	0.5	X	1.910	=	5.11
S5	1.720	+	1.850	X	0.5	X	0.135	=	0.24
S6	1.150	+	1.850	X	0.5	X	0.705	=	1.06
S7	5.345	+	3.065	X	0.5	X	2.280	=	9.59
S8	4.300	+	3.210	X	0.5	X	1.085	=	4.07
S9	4.300	+	2.855	X	0.5	X	1.445	=	5.17
S10	5.990	X	5.990	X	0.5			=	17.94
S11	2.335	+	2.170	X	0.5	X	0.165	=	0.37
S12	1.425	X	0.165	X	1			=	0.24
S13	0.900	X	1.700	X	1			=	1.53
S14	0.900	X	1.600	X	1			=	1.44
S15	0.900	X	0.950	X	1			=	0.86
S16	0.900	X	0.560	X	0.5			=	0.25
S17	1.440	+	0.305	X	0.5	X	0.700	=	0.61
S18	0.600	X	0.700	X	1			=	0.42
S19	1.000	X	0.700	X	1			=	0.70
S20	1.200	X	0.600	X	1			=	0.72
TOTAL NON FAR AREA = (B)									187.11
TOTAL FAR AREA AT TYPCAL FLOOR (6th,8th,10th,11th & 13th) (f) = (A - B)							=		1270.90
CARPET AREA AT TYPCAL FLOOR (6th,8th,10th,11th & 13th)							=		926.350

SCHEDULE OF OPENINGS				
TYPE	WIDTH	HEIGHT	SILL HT.	LINTEL
D1	750	2100	–	2100
D2	1000	2100	–	2100
D3	1200	2100	–	2100
D4	1500	2100	–	2100
D5	2000	2100	–	2100
D6	1050	2100	–	2100
D7	1350	2100	–	2100
FCD	2200	2100	–	2100
FCD1	1650	2100	–	2100
FCD2	1200	2100	–	2100
C/B	ASPLAN/1050	2100	–	2100
CL	AS/PLAN	2100	–	2100
V1	600	900	1200	2100
W1	1050	1200	900	3370

LEGEND FOR PLUMBING

1. 110 OD SWR uPVC SOIL & VENT PIPE
2. 160 OD SWR uPVC SOIL & VENT PIPE
3. 110 OD SWR uPVC WASTE & VENT PIPE
4. 160 OD SWR uPVC WASTE & VENT PIPE
5. 75 OD - VENT PIPE
6. 160 OD SWR uPVC KITCHEN WASTE & VENT PIPE
7. DOMESTIC WATER SUPPLY RISER PIPE
8. FLUSHING WATER SUPPLY DN. TANK PIPE
9. DOMESTIC WATER SUPPLY DN. TANK PIPE
10. FLUSHING WATER SUPPLY RISER PIPE
11. 100 OD uPVC RAIN WATER PIPE
12. 110 OD uPVC BALCONY DRAIN PIPE
13. SOFT WATER SUPPLY RISER PIPE
14. 100 OD uPVC RAIN WATER PIPE

NOTES

1. WHOLE BUILDING SHALL BE MECHANICALLY VENTILATED WITH 100% POWER BACKUP AND SPRINKLERS WITH ARTIFICIAL LIGHTING.
2. HANDICAP RAMP WITH RAILING.
3. ALL PARTITION ARE IN 125/200MM THICK IN BLOCK WORK.

Staircase Calculation For Typical Floor (6th,8th,10th,11th,13th)						
Total floor area					1270.900	sqm
Floors	Average occupant load as per NBC	No. of occupant	As per NBC (@ 10mm/ Person)		Stair case Required	Stair case Provided
Service Appartment	1270.90	10	127.09	10	1270.90	1 X 2000 = 2000 MM 1 X 1500 = 1500 MM (2000 + 1500) = 3500 MM)

13TH FLOOR AND ITS MEZZANINE MORTGAGED SHOWN AS

OWNER'S SIGN

ARCHITECT'S SIGN

PROJECT :–
PROPOSED BUILDING PLANS OF COMMERCIAL PLOT OF AREA MEASURING 3.16 ACRES IN BLOCK–A (UNDER TOD POLICY) OF RESIDENTIAL PLOTTED COLONY NAMELY SHUSHANT LOK–III IN SECTOR – 57,GURUGRAM MANESAR URBAN COMPLEX,BEING DEVELOPED BY, M/s. PARYAPT INFRASTRUCTURE PVT. LTD.

TITLE:– 6th,8th,10th,11th,13th FLOOR PLAN

DRG.NO.:– SB–13

THE DRAWING IS THE PROPERTY OF GIAN P. MATHUR & ASSOCIATES (P) LTD. NOT TO BE REPRODUCED OR COPIED IN ANY FORM OR MANNER WITHOUT THEIR WRITTEN PERMISSION

GIAN P. MATHUR AND ASSOCIATES (P) LTD.
C - 55, East Of Kailash, New Delhi-110065
T : 46595959 / F 46595913
E : gpma@airtelfmail.in | W : www.gpmindia.com

DEALT | CHKD | SCALE:– 1:150 | DATE:– 04/11/2022

13