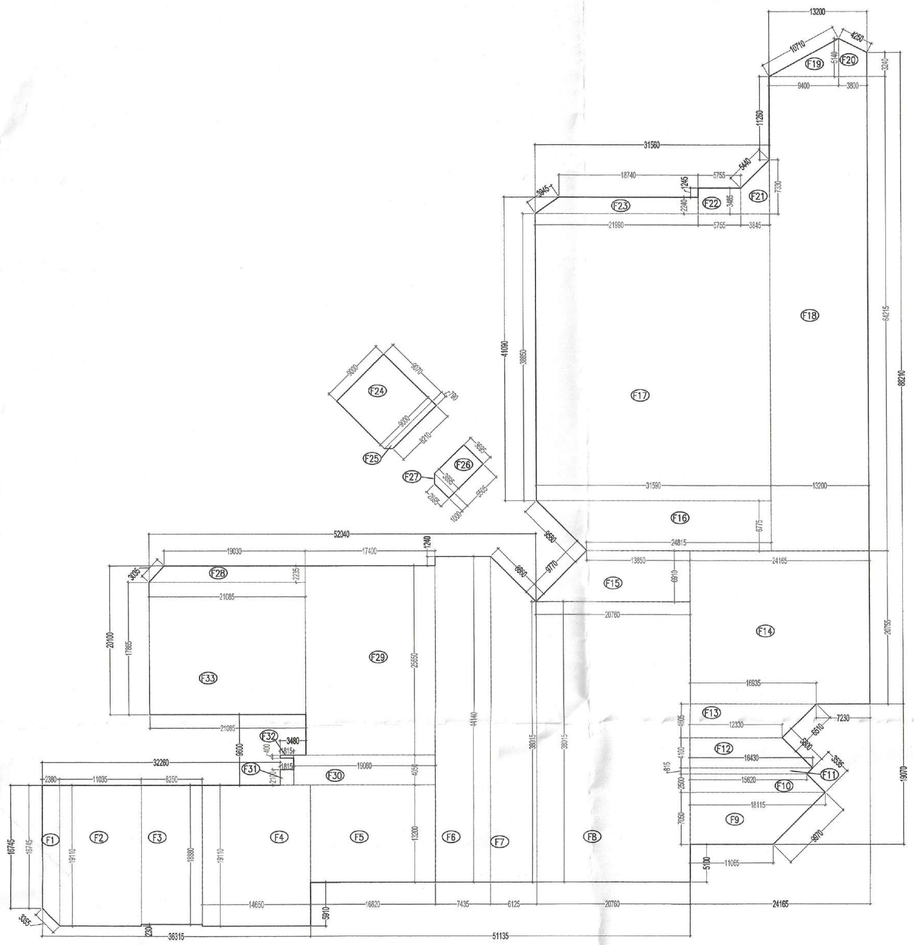

AREA DIAGRAM–ENVELOPE
SECOND FLOOR PLAN

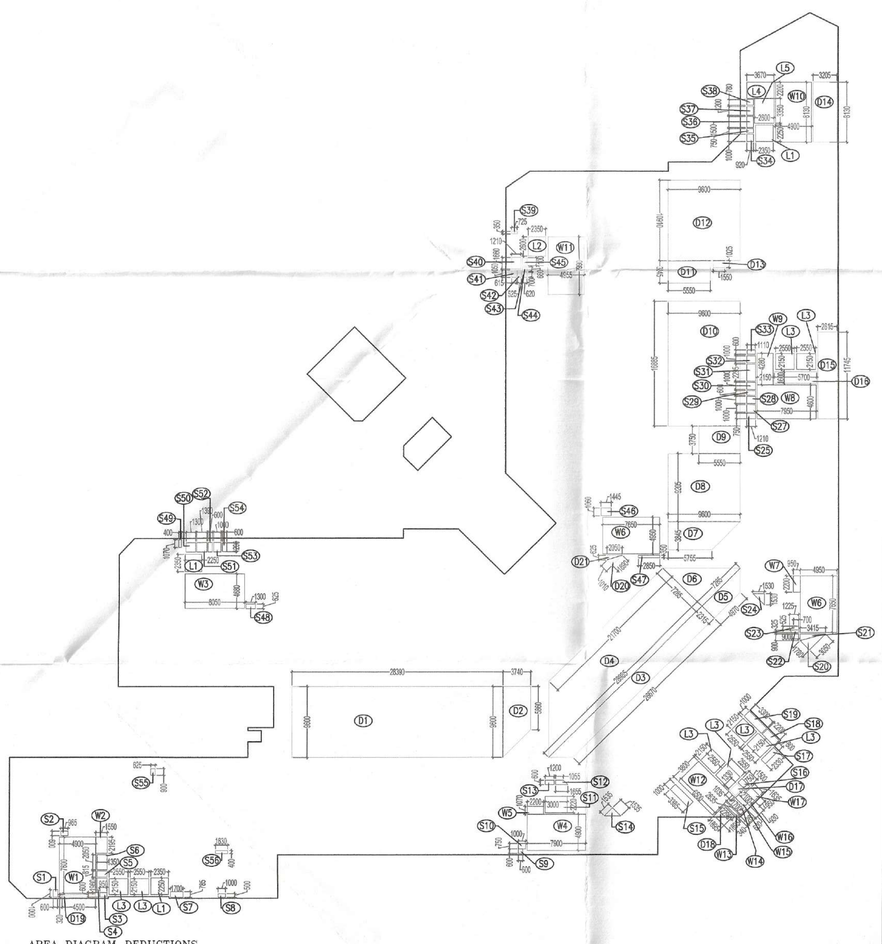

AREA DIAGRAM–DEDUCTIONS
SECOND FLOOR PLAN

(NON FAR AREA) (B)									
L1	2.350	X	2.250	X	3			=	15.86
L2	2.350	X	2.600	X	1			=	6.11
L3	2.550	X	2.150	X	8			=	43.86
L4	3.670	X	2.200	X	1			=	8.07
L5	2.600	X	3.350	X	1			=	8.71
W1	4.900	X	7.600	X	1			=	37.24
W2	1.550	X	2.195	X	1			=	3.40
W3	8.050	X	4.680	X	1			=	37.67
W4	7.900	X	4.900	X	1			=	38.71
W5	2.200	X	1.070	X	1			=	2.35
W6	7.650	X	4.950	X	2			=	75.74
W7	0.950	X	2.200	X	1			=	2.09
W8	7.950	X	4.600	X	1			=	36.57
W9	2.150	X	4.280	X	1			=	9.20
W10	4.900	X	8.130	X	1			=	39.84
W11	4.955	X	7.990	X	1			=	39.59
W12	3.800	X	6.500	X	1			=	24.70
W13	2.295	+	2.635	X	0.5	X	0.340	=	0.84
W14	1.260	X	2.635	X	1			=	3.32
W15	0.600	X	1.700	X	1			=	1.02
W16	0.930	X	2.100	X	1			=	1.95
W17	0.950	X	1.635	X	1			=	1.55
S1	0.600	X	1.000	X	1			=	0.60
S2	0.965	X	0.600	X	1			=	0.58
S3	0.600	X	0.950	X	1			=	0.57
S4	1.350	X	1.960	X	1			=	2.65
S5	1.350	X	0.815	X	1			=	1.10
S6	1.350	X	2.050	X	1			=	2.77
S7	1.700	X	0.785	X	1			=	1.33
S8	1.000	X	0.500	X	1			=	0.50
S9	0.600	X	0.600	X	1			=	0.36
S10	1.000	X	0.750	X	1			=	0.75
S11	3.000	X	2.200	X	1			=	6.60
S12	1.655	+	1.055	X	0.5	X	0.600	=	0.81
S13	1.200	X	0.600	X	1			=	0.72
S14	1.535	X	1.535	X	0.5			=	1.18
S15	1.000	X	3.385	X	1			=	3.39
S16	1.500	X	0.750	X	1			=	1.13
S17	2.330	X	0.800	X	1			=	1.86
S18	2.200	X	1.000	X	1			=	2.20
S19	3.300	X	1.000	X	1			=	3.30
S20	3.050	X	1.780	X	0.5			=	2.71
S21	3.415	X	0.900	X	0.5			=	1.54
S22	1.225	+	0.900	X	0.5	X	0.325	=	0.35
S23	1.225	+	0.700	X	0.5	X	0.525	=	0.51
S24	1.530	X	1.530	X	0.5			=	1.17
S25	1.210	X	0.750	X	1			=	0.91
S27	1.210	X	1.000	X	1			=	1.21
S28	1.210	X	1.000	X	1			=	1.21
S29	1.210	X	0.600	X	1			=	0.73
S30	1.210	X	1.000	X	1			=	1.21
S31	1.210	X	2.295	X	1			=	2.78
S32	1.210	X	1.000	X	1			=	1.21
S33	1.110	X	0.600	X	1			=	0.67
S34	0.920	X	1.000	X	1			=	0.92
S35	0.920	X	0.750	X	1			=	0.69
S36	0.920	X	1.500	X	1			=	1.38
S37	0.920	X	1.200	X	1			=	1.10
S38	0.920	X	0.780	X	1			=	0.72
S39	0.725	X	0.350	X	1			=	0.25
S40	1.210	X	1.660	X	1			=	2.01
S41	0.615	X	1.050	X	1			=	0.65
S42	0.525	X	1.050	X	1			=	0.55
S43	0.620	X	0.700	X	1			=	0.43
S44	0.620	X	0.660	X	1			=	0.41
S45	0.620	X	1.100	X	1			=	0.68
S46	1.445	X	1.060	X	1			=	1.53
S47	2.850	X	0.350	X	1			=	1.00
S48	1.300	X	0.625	X	1			=	0.81
S49	0.400	X	1.070	X	1			=	0.43
S50	1.300	X	1.200	X	1			=	1.56
S51	1.390	X	1.200	X	1			=	1.67
S52	0.600	X	1.200	X	1			=	0.72
S53	1.000	X	1.200	X	1			=	1.20
S54	0.600	X	1.200	X	1			=	0.72
S55	0.625	X	0.900	X	1			=	0.56
S56	1.630	X	0.400	X	1			=	0.65
TOTAL NON FAR AREA= (B)									507.64
TOTAL FAR AREA AT SECOND FLOOR (F) = (A - B)									5043.76
TOTAL CARPET AREA AT SECOND FLOOR									3560.570

SECOND FLOOR AREA CALCULATION									
TOTAL COVERED AREA AT SECOND FLOOR (A) = ENVELOPE AREA (E) - DEDUCTION AREA (D)									
ENVELOPE AREA (E)									
S.No.	Length		Breadth		Nos		Height		Area (SQM)
F1	16.745	+	19.110	X	0.5	X	2.380	=	42.67
F2	11.035	X	19.110	X	1			=	210.88
F3	8.250	X	18.880	X	1			=	155.76
F4	14.650	X	19.110	X	1			=	279.96
F5	16.820	X	13.200	X	1			=	222.02
F6	7.435	X	44.140	X	1			=	328.18
F7	38.015	+	44.140	X	0.5	X	6.125	=	251.60
F8	20.760	X	38.015	X	1			=	789.19
F9	11.065	+	18.115	X	0.5	X	7.050	=	102.86
F10	15.620	+	18.115	X	0.5	X	2.500	=	42.17
F11	15.620	+	16.430	X	0.5	X	0.815	=	13.06
F12	12.330	+	16.430	X	0.5	X	4.100	=	58.96
F13	12.330	+	16.935	X	0.5	X	4.605	=	67.38
F14	24.165	X	20.755	X	1			=	501.54
F15	20.760	+	13.850	X	0.5	X	6.910	=	119.58
F16	24.815	+	31.590	X	0.5	X	6.775	=	191.07
F17	31.590	X	38.850	X	1			=	1227.27
F18	13.200	X	64.215	X	1			=	847.64
F19	9.400	X	5.140	X	0.5			=	24.16
F20	3.240	+	5.140	X	0.5	X	3.800	=	15.92
F21	7.330	+	3.485	X	0.5	X	3.845	=	20.79
F22	5.755	X	3.485	X	1			=	20.06
F23	21.990	+	18.740	X	0.5	X	2.240	=	45.62
F24	9.000	X	9.070	X	1			=	81.63
F25	9.000	+	8.210	X	0.5	X	0.790	=	6.80
F26	5.505	X	3.695	X	1			=	20.34
F27	3.695	+	2.695	X	0.5	X	1.000	=	3.20
F28	19.030	+	21.085	X	0.5	X	2.235	=	44.83
F29	17.400	X	25.650	X	1			=	446.31
F30	19.060	X	4.050	X	1			=	77.19
F31	1.815	X	2.100	X	1			=	3.81
F32	1.815	X	0.400	X	1			=	0.73
F33	21.085	X	17.865	X	1			=	376.68
TOTAL ENVELOPE AREA (E)									6639.86
DEDUCTION AREA (D)									
D1	28.390	X	9.600	X	1			=	272.54
D2	9.600	+	5.860	X	0.5	X	3.740	=	28.91
D3	26.670	+	28.985	X	0.5	X	2.315	=	64.42
D4	28.985	+	21.700	X	0.5	X	7.285	=	184.62
D5	7.285	+	4.970	X	0.5	X	2.315	=	14.19
D6	7.285	X	7.285	X	0.5			=	26.54
D7	5.755	+	9.600	X	0.5	X	3.845	=	29.52
D8	9.600	X	9.205	X	1			=	88.37
D9	5.550	X	3.750	X	1			=	20.81
D10	9.600	X	16.885	X	1			=	162.10
D11	5.550	X	3.245	X	1			=	18.01
D12	9.600	X	10.910	X	1			=	104.74
D13	1.550	X	1.025	X	1			=	1.59
D14	3.205	X	8.130	X	1			=	26.06
D15	2.615	X	11.745	X	1			=	30.71
D16	5.700	X	1.600	X	1			=	9.12
D17	1.035	X	1.330	X	1			=	1.38
D18	1.895	X	1.895	X	0.5			=	1.80
D19	4.500	X	0.320	X	1			=	1.44
D20	1.890	X	1.010	X	0.5			=	0.95
D21	2.050	X	0.625	X	0.5			=	0.64
TOTAL DEDUCTION AREA (D)									1088.46
TOTAL COVERED AREA AT SECOND FLOOR (A) = (E-D)									5551.40

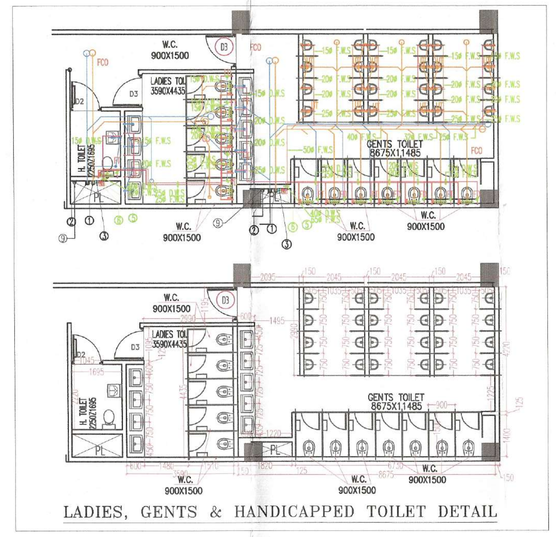

LADIES, GENTS & HANDICAPPED TOILET DETAIL

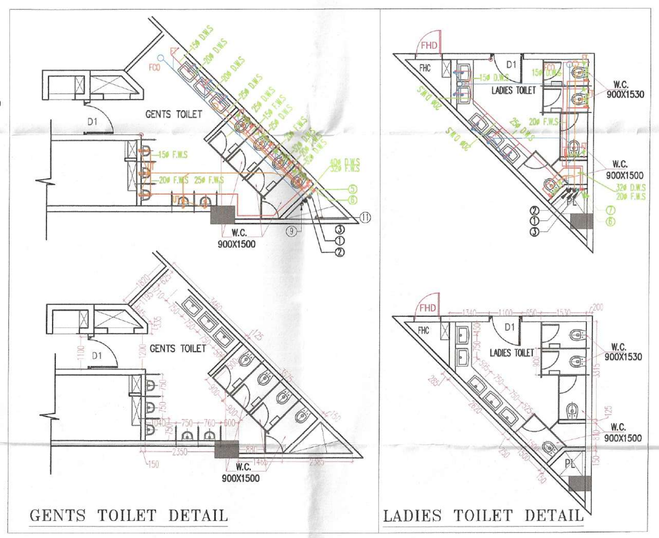

GENTS TOILET DETAIL

LADIES TOILET DETAIL

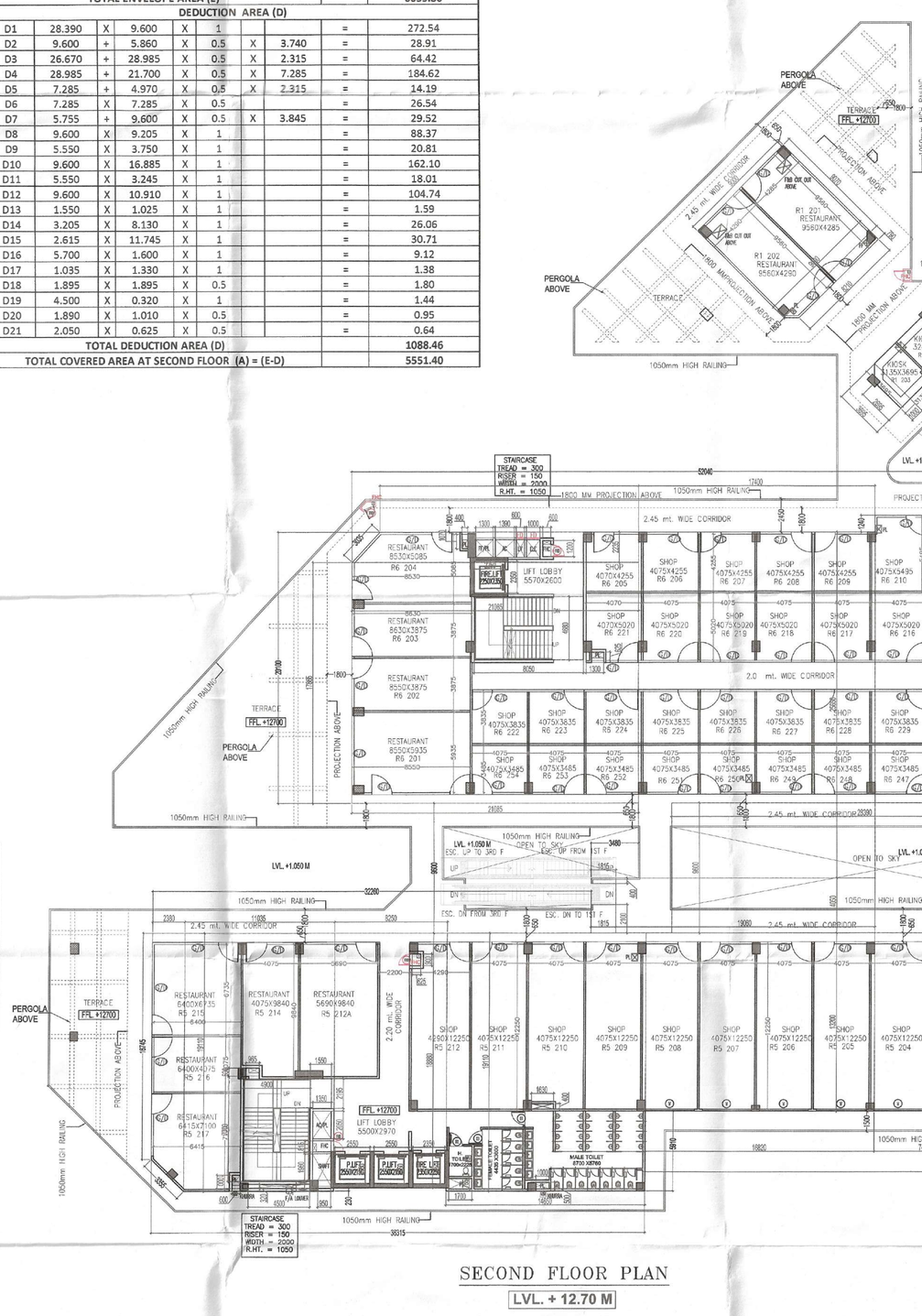

SECOND FLOOR PLAN

LVL. + 12.70 M

Building Plans have been checked and found in order as per Public Health Services point of view.

Executive Engineer-V, Sew. Division, GMDA, Gurugram

Executive Engineer-III Drainage Division, GMDA, Gurugram

Executive Engineer-II, Gurugram Metropolitan Development Authority Gurugram

Executive Engineer (P), GMDA Nodal officer for reports to TCP Deptt.

Chief Engineer, (Infra-II), GMDA Gurugram

Member B.P.A.C.

Member B.P.A.C.

Member B.P.A.C.

DDA(T) MEMBER BPAC

Ram Avtar Bassi JD(HQ)

SANCTIONED TO BE READ WITH THIS OFFICE MEMO NO: 360-55 DATED: 11/11/2022

SECOND FLOOR TOILET CALCULATION

TOTAL FAR AREA AT SECOND FLOOR				5043.760	SQMT
TOTAL FAR IN ASSEMBLY AREA	1539.45 sq.mt.	POPULATION @ 1.8		855.250	
TOTAL FAR IN MERCANTILE	3504.310 sq.mt.	POPULATION @ 6		584.052	
DENESITY AT SECOND FLOOR				1439	POPULATION

NO.	PERMANENT POPULATION		FLOATING POPULATION		TOTAL REQUIRED		TOTAL PROVIDED	
	10%	143.93	90%	1295.37				
	MALE (2/3)	FEMALE (1/3)	MALE (2/3)	FEMALE (1/3)	MALE	FEMALE	MALE	FEMALE
POPULATION	96	48	864	432	–	–	–	–
W.C.	3.84	3.20	3.45	2.70	7	6	11	9
URINAL	3.20	–	17.27	–	20	–	29	
WASH BASIN	3.84	1.92	3.45	3.08	7	5	9	8

Staircase Calculation For Second Floor							
Total floor area				5043.76		sqm	
Assembly area				1539.45		sqm	
Mercantile area				3504.31		sqm	
Floors		Average occupant load as per NBC	No. of occupant	As per NBC (@ 10mm/ Person)	Stair case Required	Total Stair required	Stair case Provided
Assembly area	1539.45	1.8	855.25	10	8552.50	14393.02	7 X 2000 = 14000 MM 1 X 1500 = 1500 MM
Mercantile area	3504.31	6	584.05	10	5840.52		
TOTAL							15500

LEGEND FOR PLUMBING

1. 110 OD SWR uPVC SOIL & VENT PIPE
2. 160 OD SWR uPVC SOIL & VENT PIPE
3. 110 OD SWR uPVC WASTE & VENT PIPE
4. 160 OD SWR uPVC WASTE & VENT PIPE
5. 75 OD uPVC PIPE
6. 160 OD SWR uPVC KITCHEN WASTE & VENT PIPE
5. DOMESTIC WATER SUPPLY RISER PIPE
6. FLUSHING WATER SUPPLY ON TAKE PIPE
7. DOMESTIC WATER SUPPLY ON TAKE PIPE
8. FLUSHING WATER SUPPLY RISER PIPE
9. 160 OD uPVC RAIN WATER PIPE
10. 110 OD uPVC BALCONY DRAIN PIPE
11. SOFT WATER SUPPLY RISER PIPE
12. 200 OD uPVC RAIN WATER PIPE

SCHEDULE OF OPENINGS				
TYPE	WIDTH	HEIGHT	SILL HT.	LINTEL
D1	750	2100	–	2100
D2	1000	2100	–	2100
D3	1200	2100	–	2100
D4	1500	2100	–	2100
D5	2000	2100	–	2100
D6	1050	2100	–	2100
D7	1350	2100	–	2100
FD2	2200	2100	–	2100
FD1	1650	2100	–	2100
FD2D	1300	2100	–	2100
S/D	ASPLAN/FD2D	2100	–	2100
GL	AS/PLAN	2100	–	2100
V1	600	900	1200	2100
W1	1050	1200	900	3370

NOTES

1. WHOLE BUILDING SHALL BE MECHANICALLY VENTILATED WITH 100% POWER BACKUP AND SPRINKLERS WITH ARTIFICIAL LIGHTING.
2. HANDICAP RAMP WITH RAILING
3. ALL PARTITION ARE IN 125/200MM THICK IN BLOCK WORK .

OWNER'S SIGN

GIAN P. MATHUR
ARCHITECT
B. Arch., M.C.A., I.I.A
CA No. 80/5769
ARCHITECT'S SIGN

PROJECT:–

PROPOSED BUILDING PLANS OF COMMERCIAL PLOT OF AREA MEASURING 3.16 ACRES IN BLOCK–A (UNDER TOD POLICY) OF RESIDENTIAL PLOTTED COLONY NAMELY SHUSHANT LOK–III IN SECTOR – 57,GURUGRAM MANESAR URBAN COMPLEX,BEING DEVELOPED BY, M/s. PARYAPT INFRASTRUCTURE PVT. LTD.

TITLE:– SECOND FLOOR PLAN & AREA DETAIL

DRG.NO.:– SB–07

THIS DRAWING IS THE PROPERTY OF GIAN P. MATHUR & ASSOCIATES (P) LTD. AND CANNOT BE LOANED OR AND REPRODUCED WITHOUT THEIR WRITTEN PERMISSION

GIAN P. MATHUR AND ASSOCIATES (P) LTD.
C - 35, First Of Kailash, New Delhi-110065
T : 46599999 F 46599912
E : gpma@airtelmail.in I W : www.gpmindia.com

DCALT: CHKD: SCALE:– 1:200 DATE:– 04/11/2022

07