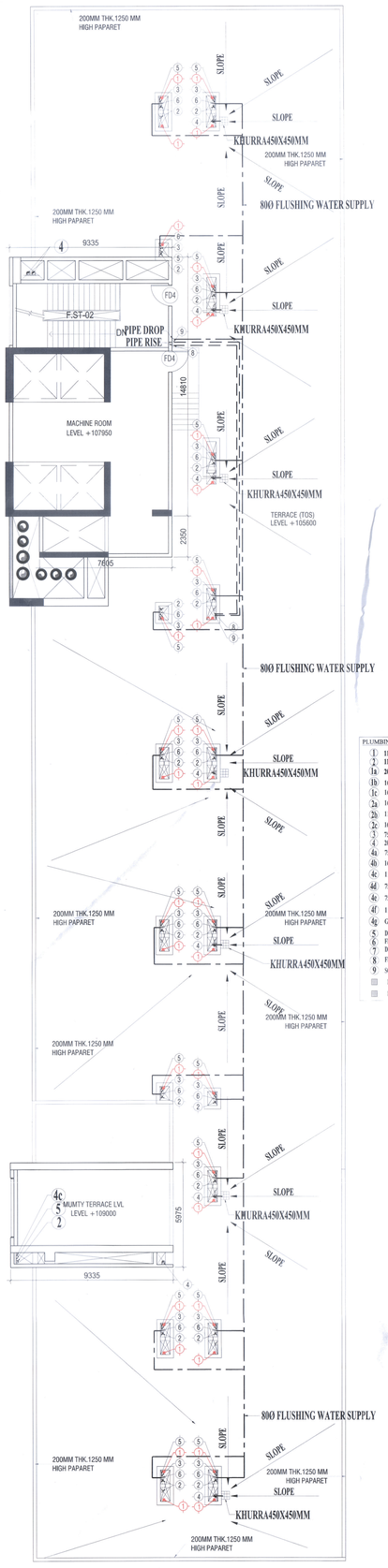

TERRACE LVL. PLAN

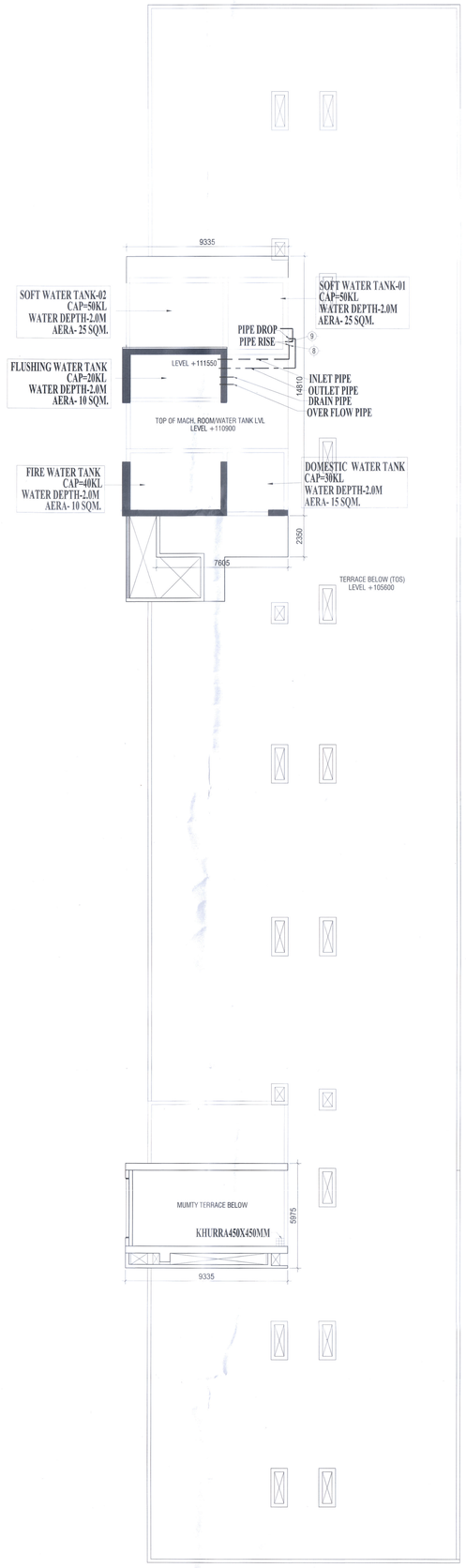

OHT LVL. PLAN



TOP OF OHT LVL. PLAN

PLUMBING LEGEND:-

1. 110 OD uPVC SOIL PIPE FOR RESI. & EWS
2. 110 OD uPVC WASTE PIPE FOR RESI. & EWS,AHU ROOM
1a. 200 OD uPVC SOIL & WASTE PIPE FOR SERVICE FLOOR
1b. 160 OD uPVC SOIL PIPE FOR RETAIL& OFFICE TOILET
1c. 160 OD uPVC WASTE PIPE FOR GROUND FLOOR
2a. 160 OD uPVC WASTE PIPE FOR RETAIL KIOSK
2b. 110 OD uPVC WASTE PIPE FOR RETAIL SHOP
2c. 160 OD uPVC WASTE PIPE FOR RETAIL& OFFICE TOILET
3. 75 OD VENT PIPE
4. 200 OD uPVC RAIN WATER PIPE FOR TERRACE & SERVICE
4a. 75 OD CORRIDOR DRAIN PIPE FOR RETAIL
4b. 160 OD uPVC RAIN WATER PIPE FOR RESI. & EWS
4c. 110 OD CORRIDOR DRAIN PIPE FOR RETAIL
4d. 75 OD UTILITY DRAIN PIPE FOR RESI.
4e. 75 OD BALCONY DRAIN PIPE FOR RESI. & EWS
4f. 110 OD SUB-SOIL PIPE
4g. GAS SUPPLY LINE
5. DOMESTIC WATER SUPPLY
6. FLUSHING WATER SUPPLY
7. DOMESTIC WATER SUPPLY RISER FOR RESI. & EWS ,OFFICE TOWER
8. FLUSHING WATER SUPPLY RISER FOR RESI. & EWS ,OFFICE TOWER
9. SOFT WATER SUPPLY RISER FOR OFFICE TOWER

KHURRA 200x200

KHURRA 450x450MM TERRACE

This is a "PROVISIONAL BUILDING PLAN" approved only for the purpose of inviting objections from the general public

Member (HSVP) Member Secretary BPAC — Member BPAC — Member BPAC

Member BPAC

TO BE READ WITH THIS OFFICE MEMO NO.: 22584
DATED : 29/7/2022

A.O. — P.A. — A.T.P.

Ram Avtar Bansal
AD(HQ)

DOOR & WINDOW SCHEDULE

TYPE	SIZE	CILL	LINTEL
FD4	1200 X 2400	00	2400

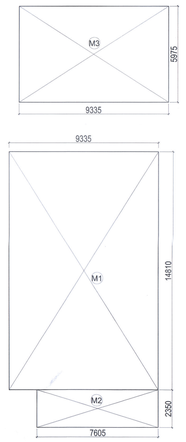

MUMTY,MACHINE ROOM AREA DETAIL					
S. No.	COEFF.	WIDTH	LENGHT	NOS.	AREA IN SQMT
ADDITIONS					
M1	1	14.810	9.335	1	138.251
M2	1	7.605	2.350	1	17.872
M3	1	9.335	5.975	1	55.777
TOTAL ADDITIONS				=	211.900

NOTES:

- ALL LIFTS SHALL HAVE 100% POWER BACK-UP.
- ALL ELECTRICAL INSTALLATIONS SHALL BE AS PER PROVISION OF NBC.
- FIRE FIGHTING / SAFETY PROVISIONS WILL BE AS PER RELEVANT NBC PROVISIONS.
- BASEMENT AREA SHALL HAVE MECHANICALLY VENTILATED AS PER RELEVANT CODE.
- ALL TOILETS ARE VENTILATED AS PER HARYANA BUILDING CODE 2017.
- BUILDING HAS AUTOMATIC SPRINKLER SYSTEM WHEREVER REQUIRED BY NBC.
- BUILDING WILL BE DESIGNED (STRUCTURES) AS PER RELEVANT I.S. CODES FOR EARTHQUAKE RESISTANCE.
- ALL HIGH RISE BLOCKS ARE INTERCONNECTED THROUGH CORRIDOR / BRIDGES.
- SOLAR PANELS OF REQUIRED CAPACITY SHALL BE PROVIDED ON ROOF TOP AS PER HAREDA /ZONING NORMS.
- ONE EXTERNAL WALL TOWARDS BALCONY SIDE IN ANY ONE OF THE ROOMS IN RESIDENTIAL APARTMENT SHOULD BE IN 1 HR. FIRE RATED WITH PROVISION OF SPRINKLER ON INTERNAL SIDE OF THE SAME WALL.
- ALL HANDICAP RAMPS WITH RAILING.
- BUILDING IS MECHANICALLY VENTILATED & FULLY AIR CONDITIONED.

KEY PLAN

ORIENTATION N

PRINCIPAL ARCHITECT:

ACPL

ISO 9001:2008

Architecture Management Planning

ACPL Design Ltd

L-23,South Extension - I New Delhi-110049, India

www.acpldesiglinc.com

E- contact@acpldesiglinc.com

T - +91 11 24622120
+91 11 24646739

F - +91 11 24634069

PROJECT:-

REVISED BUILDING PLAN OF MIXED LAND USE COLONY UNDER TOD POLICY IN COMMERCIAL ZONE (70% COMMERCIAL AND 30% RESIDENTIAL) MEASURING 7.44375 ACRES(LIENCE NO.121 OF 2008 DATED 14-06-2008) IN SECTOR-74 BEING DEVELOPED BY PROMPT ENGINEERING PVT. LTD.GURUGRAM,MANESAR URBAN COMPLEX.

Checked and found ok for Public Health (Internal) Service only subject to comments in forwarding letter No. SE/HQ ... Dt. 27/5/2022

Superintending Engineer (HQ) for Chief Engineer-I HSVP, Panchkula

OWNER/AUTH. SIGNATURE

ARCHITECT'S SIGNATURE

DRAWING TITLE

SERVICE APARTMENT
TERRACE & MACHINE ROOM PLAN

DRAWING NO. A-16

SCALE :- 1:100