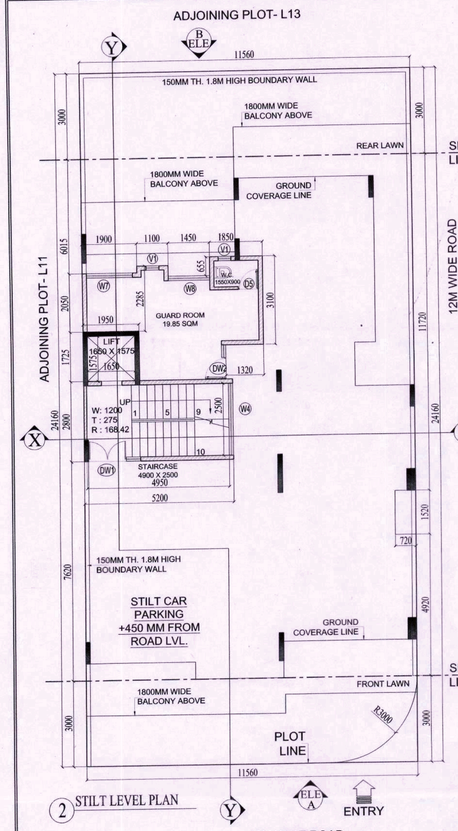

2 STILT LEVEL PLAN

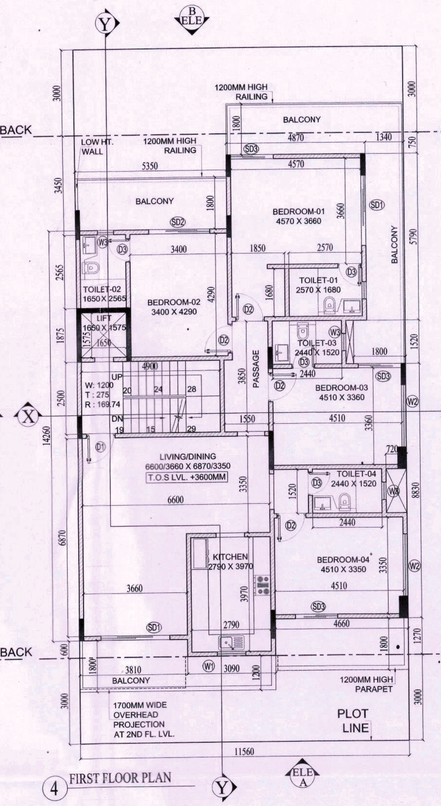

4 FIRST FLOOR PLAN

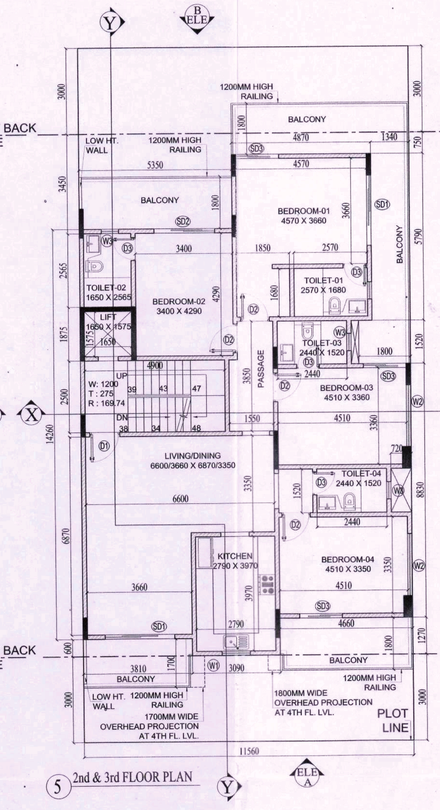

5 2nd & 3rd FLOOR PLAN

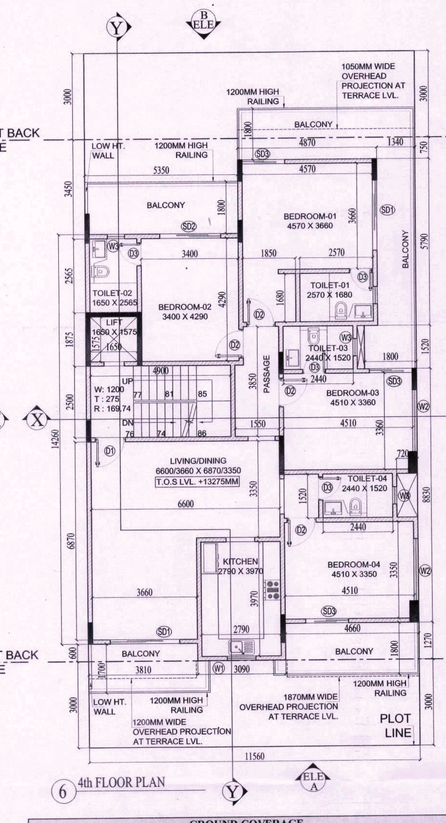

6 4th FLOOR PLAN

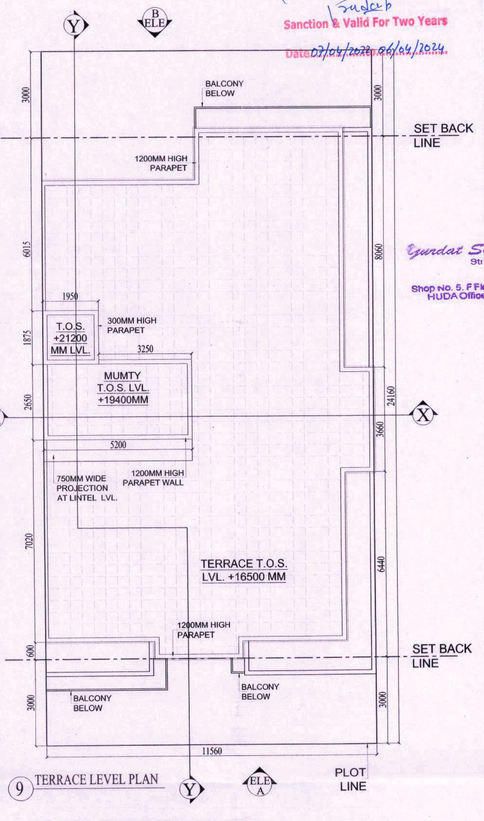

9 TERRACE LEVEL PLAN

Sanction is Valid For Two Years
Date 07/04/2022 06/04/2024

Gurdat Singh Matta
Structural Consultants
B.E. Civil
Regd. No.957
Shop No. 5, F Floor, Gupta Complex
HUDA Office, Sec-14 Gurgaon

MUMTY BUILT UP AREA

1. ADDITION – XX									
S.No.	NAME	SHAPE	LENGTH (L)	WIDTH (B)		FORMULA	AREA	QUANTITY	TOTAL AREA
1	12	Rectangle	5.200	2.800	-	L X B	14.560	1	14.560
2	13	Rectangle	1.950	1.725	-	L X B	3.364	1	3.364
								1. TOTAL ADDITION	17.924
TOTAL BUILT UP AREA							ADDITION (XX) - DEDUCTION		SQM.
							17.924		SQM.
							17.924		SQM.

GROUND COVERAGE

1. ADDITION – XX									
S.No.	NAME	SHAPE	LENGTH (L)	WIDTH (B)	HEIGHT (H)	FORMULA	AREA	QUANTITY	TOTAL AREA
1	1	Rectangle	3.09	0.6		L X B	1.854	1	1.854
2	2	Rectangle	6.900	14.260		L X B	98.394	1	98.394
3	3	Rectangle	4.66	3.650		L X B	17.009	1	17.009
4	4	Rectangle	3.940	1.520		L X B	5.989	1	5.989
5	5	Rectangle	4.660	3.660		L X B	17.056	1	17.056
6	6	Rectangle	2.590	1.520		L X B	3.937	1	3.937
7	7	Rectangle	3.320	3.240		L X B	10.757	1	10.757
8	8	Rectangle	4.870	2.550		L X B	12.419	1	12.419
9	9	Rectangle	0.150	0.710		L X B	0.107	1	0.107
								1. TOTAL ADDITION	167.520
2. DEDUCTION - YY									
								2. TOTAL DEDUCTION	0.000
TOTAL GROUND COVERAGE							ADDITION (XX) - DEDUCTION		SQM.
							167.52		SQM.
							167.520		SQM.

Plot Area Detail

	Percentage	Sq.Mts.
Plot Area		279.290
Permissible Ground Coverage @ 60%	60.00%	167.574
Permissible F.A.R. @ 2.4	2.40	670.296

Area Detail of Proposed Building

F.A.R. Detail

	Percentage	Proposed Area (in Sq.Mts.)
Proposed Ground Coverage	59.98%	167.520
Proposed F.A.R.	2.32	648.465
Balance F.A.R.		21.831

Built-up Area Detail

	Area	Unit
Total Proposed Built-up Area	845.129	Sq.Mts.

AREA SUMMARY

A	Ground Coverage	167.520	SQM.
B1	Stilt Floor F.A.R.	37.780	SQM.
B2	1st to 4th floor F.A.R.	152.671	SQM.
	No. of floors	4.000	
B	Total FAR(Stilt to 4th Floor)	648.465	SQM.
C1	Stilt Floor Built Up Area	167.520	SQM.
C2	1st Floor Built Up Area	152.671	SQM.
C3	2nd Floor Built Up Area	152.671	SQM.
C4	3rd Floor Built Up Area	152.671	SQM.
C5	4th Floor Built Up Area	152.671	SQM.
C6	Mumty Built-up Area	17.924	SQM.
C7	Staircase Built-up Area	49.000	SQM.
C	Total Built-up Area	845.129	SQM.

STILT (STAIRCASE) F.A.R. AREA

1. ADDITION – XX									
S.No.	NAME	SHAPE	LENGTH (L)	WIDTH (B)		FORMULA	AREA	QUANTITY	TOTAL AREA
1	A	Rectangle	5.200	2.800	-	L X B	14.560	1	14.560
2	B	Rectangle	1.950	1.725	-	L X B	3.364	1	3.364
								1. TOTAL ADDITION	17.924
TOTAL F.A.R. AREA							ADDITION (XX)		SQM.
							17.92375		SQM.
							17.924		SQM.

1ST TO 4TH FLOOR F.A.R.

1. ADDITION – XX									
S.No.	NAME	SHAPE	LENGTH (L)	WIDTH (B)	HEIGHT (H)	FORMULA	AREA	QUANTITY	TOTAL AREA
1	1	Rectangle	3.09	0.6		L X B	1.854	1	1.854
2	2	Rectangle	6.900	14.260		L X B	98.394	1	98.394
3	3	Rectangle	4.66	3.650		L X B	17.009	1	17.009
4	4	Rectangle	3.940	1.520		L X B	5.989	1	5.989
5	5	Rectangle	4.660	3.660		L X B	17.056	1	17.056
6	6	Rectangle	2.590	1.520		L X B	3.937	1	3.937
7	7	Rectangle	3.320	3.240		L X B	10.757	1	10.757
8	8	Rectangle	4.870	2.550		L X B	12.419	1	12.419
9	9	Rectangle	0.150	0.710		L X B	0.107	1	0.107
								1. TOTAL ADDITION	167.520
2. DEDUCTION - YY									
1	10	Rectangle	4.9	2.5		L X B	12.250	1	12.250
2	11	Rectangle	1.650	1.575	-	L X B	2.599	1	2.599
								2. TOTAL DEDUCTION	14.849
TOTAL F.A.R. AREA(TYPICAL FLOOR)							ADDITION (XX) - DEDUCTION		SQM.
							152.67125		SQM.
							152.671		SQM.

STILT (GUARD ROOM) F.A.R. AREA

1. ADDITION – XX									
S.No.	NAME	SHAPE	LENGTH (L)	WIDTH (B)		FORMULA	AREA	QUANTITY	TOTAL AREA
1	C	Rectangle	3.030	1.725	-	L X B	5.227	1	5.227
2	D	Rectangle	1.320	3.100	-	L X B	4.092	1	4.092
3	E	Rectangle	0.530	2.565	-	L X B	1.359	1	1.359
4	F	Rectangle	1.450	1.910	-	L X B	2.770	1	2.770
5	G	Rectangle	1.100	2.285	-	L X B	2.514	1	2.514
6	H	Rectangle	1.900	2.050	-	L X B	3.895	1	3.895
								1. TOTAL ADDITION	19.856
TOTAL F.A.R. AREA							ADDITION (XX)		SQM.
							19.8562		SQM.
							19.856		SQM.

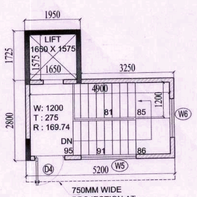

8 TERRACE LEVEL PLAN

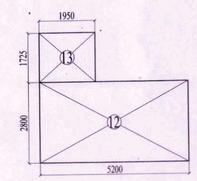

10 MUMTY AREA DIAGRAM

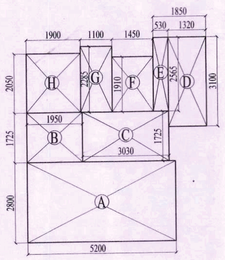

3 GROUND/STILT FLOOR FAR AREA DIAGRAM

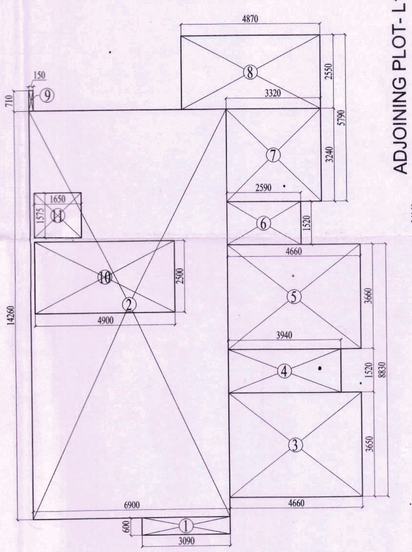

7 GROUND COVERAGE/ TYPICAL FLOOR FAR AREA DIAGRAM

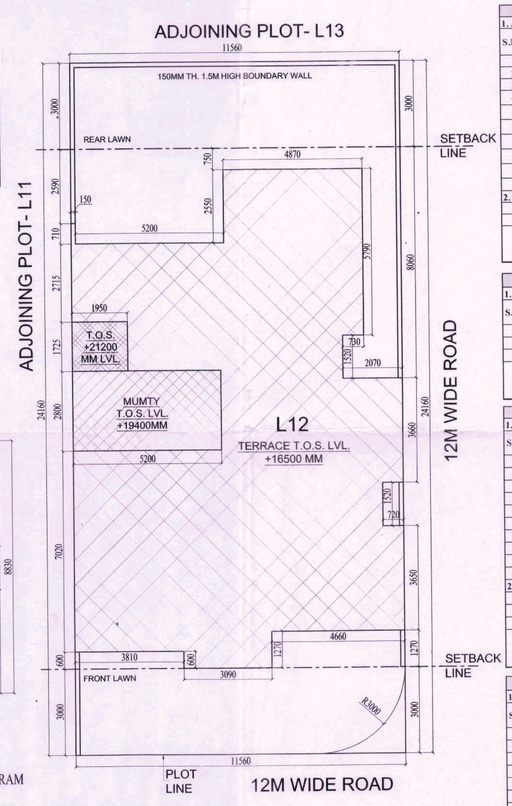

1 SITE PLAN

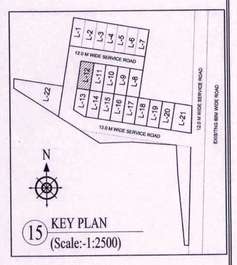

15 KEY PLAN (Scale:-1:2500)

DOOR & WINDOW OPENING SCHEDULE

	TYPE	FLOOR	LOCATION	SIZE	CILL	LINTEL
			DOORS			
1	D1	TYPICAL FL.	STAIRCASE	1050 X 2400	N.A	2400
2	D2	TYPICAL FL.	BEDROOMS	1000 X 2400	N.A	2400
3	D3	TYPICAL FL.	TOILETS	800 X 2400	N.A	2400
5	D4	TERRACE	MUMTY	1050 X 2200	N.A	2200
6	D5	STILT FL.	GUARD ROOM W.C	700 X 2100	N.A	2100
7	DW1	STILT FL.	STAIRCASE	AS/DESIGN	AS/DESIGN	BEAM BOTTOM
8	DW2	STILT FL.	GUARD ROOM	1190 X 2100	WIN : 450	2100
			WINDOWS & SLIDING DOORS			
1	SD1	TYPICAL FL.	LIVING, BED RM-1	2430 X 2400	N.A.	2400
2	SD2	TYPICAL FL.	BEDROOM-2	2130 X 2400	N.A.	2400
3	SD3	TYPICAL FL.	BEDROOM-1,3&4	1500 X 2400	N.A.	2400
4	W1	TYPICAL FL.	KITCHEN	1000 X 1500	900	2400
5	W2	TYPICAL FL.	BEDROOM-3, 4	2160 X 1950	450	2400
6	W3	TYPICAL FL.	TOILETS	600 X 1950	450	2400
7	W4	STILT FL.	STAIRCASE	2500X 2700	NA	BEAM BOTTOM
8	W5	TERRACE	MUMTY	1925 X 1750	450 FROM TERRACE	2200
9	W6	TERRACE	MUMTY	1350 X 1750	450 FROM TERRACE	2200
10	W7	STILT FL.	GUARD ROOM	1600 X 1200	900	2100
11	W8	STILT FL.	GUARD ROOM	1450 X 1200	900	2100

NOTE :
1. ALL DIMENSIONS ARE IN MM UNLESS OTHER SPECIFIED
2. ALL WALLS ARE 150MM TH. AAC BLOCK WALL

PRINCIPAL ARCHITECT:

K-47, KAILASH COLONY, NEW DELHI-110048
PHONE NO.: 011-46556600

OWNER'S SIGNATURE

Ananta Brahma Synergy Pvt. Ltd.

ARCHITECT'S SIGNATURE

AR. PRADEEP KUMAR
CA/2017/84080
Basement Shivam Complex,
Opp Huda Office, Sector-14, Gurugram

CLIENT:
ADANI SAMSARA VILASA L-BLOCK

PROJECT:
PROPOSED BUILDING PLAN FOR PLOT NO. L-12, BLOCK-L FALLING IN RESIDENTIAL PLOTTED COLONY MEASURING 141.66875 ACRES (LICENSE NO. 64 OF 2010 DATED 21.08.2010) AT BRAHMA CITY, SECTOR- 60, 61, 62, 63 & 65, GURUGRAM MANESAR URBAN COMPLEX BEING DEVELOPED BY ADANI BRAHMA SYNERGY PVT. LTD.

DRAWING TITLE:
PLOT TYPE-E, PLOT NO. L12 (CORNER PLOT)
FLOOR PLANS AND AREA DIAGRAMS

NORTH

SCALE:

DATE : 25.03.2022

SHEET NO. 23