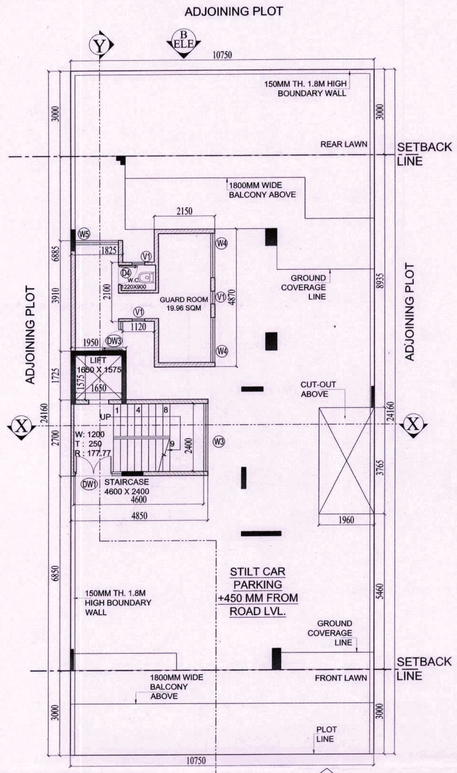

2 STILT LEVEL PLAN

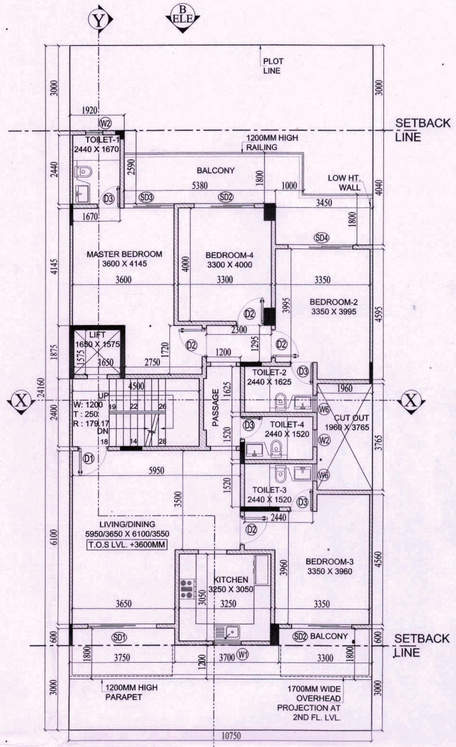

4 FIRST FLOOR PLAN

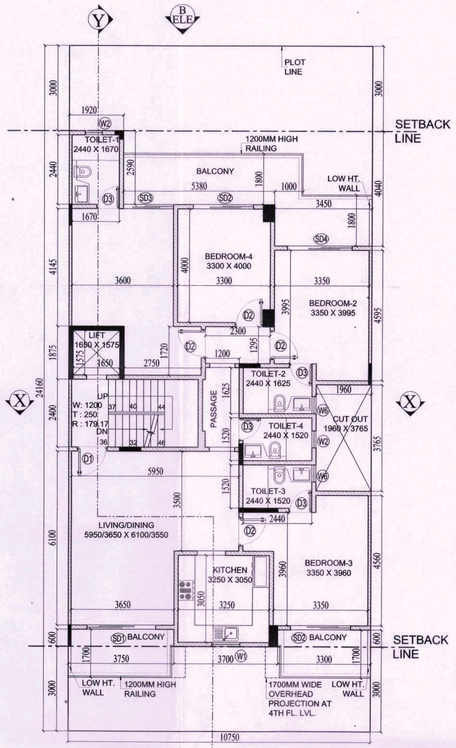

5 2nd & 3rd FLOOR PLAN

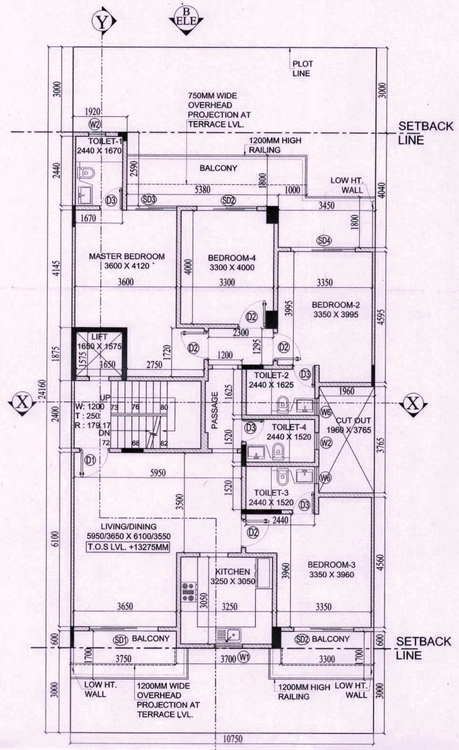

6 4th FLOOR PLAN

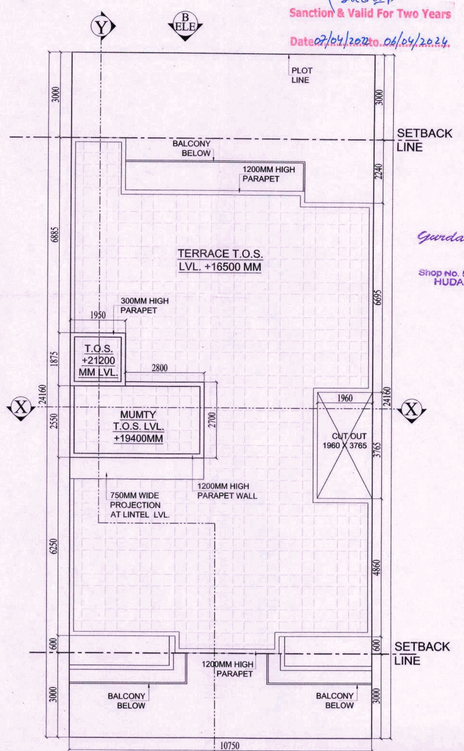

9 TERRACE LEVEL PLAN

Sanction & Valid For Two Years
Date 07/04/2022 to 06/04/2024

Gurdat Singh Malik
Structural Consultants
B.E. Civil
Regd. No. 957
Shop No. 5, II Floor, Gupta Complex
HUDA Office Sec-14 Gurgaon

MUMTY BUILT UP AREA									
1. ADDITION – XX									
S.No.	NAME	SHAPE	LENGTH (L)	WIDTH (B)		FORMULA	AREA	QUANTITY	TOTAL AREA
1	10	Rectangle	4.750	2.700	-	L X B	12.825	1	12.825
2	11	Rectangle	1.950	1.725	-	L X B	3.364	1	3.364
								1. TOTAL ADDITION	16.189
TOTAL BUILT UP AREA						ADDITION (XX) - DEDUCTION			SQM.
						16.189			SQM.
						16.189			SQM.

GROUND COVERAGE									
1. ADDITION – XX									
S.No.	NAME	SHAPE	LENGTH (L)	WIDTH (B)	HEIGHT (H)	FORMULA	AREA	QUANTITY	TOTAL AREA
1	1	Rectangle	3.450	4.860		L X B	16.767	1	16.767
2	2	Rectangle	1.490	3.765		L X B	5.610	1	5.610
3	3	Rectangle	3.450	4.895		L X B	16.888	1	16.888
4	4	Rectangle	3.700	0.600		L X B	2.220	1	2.220
5	5	Rectangle	7.300	14.970		L X B	109.281	1	109.281
6	6	Rectangle	1.920	2.590		L X B	4.973	1	4.973
7	7	Rectangle	0.100	0.600		L X B	0.060	1	0.060
								1. TOTAL ADDITION	155.798
2. DEDUCTION - YY									
								2. TOTAL DEDUCTION	0.000
TOTAL GROUND COVERAGE						ADDITION (XX) - DEDUCTION			SQM.
						155.7984			SQM.
						155.798			SQM.

Plot Area Detail		
	Percentage	Sq.Mts.
Plot Area		259.720
Permissible Ground Coverage @ 60%	60.00%	155.832
Permissible F.A.R. @ 2.4	2.40	623.328
Area Detail of Proposed Building		
F.A.R. Detail		
	Percentage	Proposed Area (in Sq.Mts.)
Proposed Ground Coverage	59.99%	155.798
Proposed F.A.R.	2.33	606.016
Balance F.A.R.		17.312
Built-up Area Detail		
	Area	Unit
Total Proposed Built-up Area	784.786	Sq.Mts.

AREA SUMMARY			
A	Ground Coverage	155.798	SQM.
B1	Stilt Floor F.A.R.	36.417	SQM.
B2	1st to 4th floor F.A.R.	142.400	SQM.
	No. of floors	4.000	
B	Total FAR(Stilt to 4th Floor)	606.016	SQM.
C1	Stilt Floor Built Up Area	155.798	SQM.
C2	1st Floor Built Up Area	142.400	SQM.
C3	2nd Floor Built Up Area	142.400	SQM.
C4	3rd Floor Built Up Area	142.400	SQM.
C5	4th Floor Built Up Area	142.400	SQM.
C6	Mumty Built-up Area	16.189	SQM.
C7	Staircase Built-up Area	43.200	SQM.
C	Total Built-up Area	784.786	SQM.

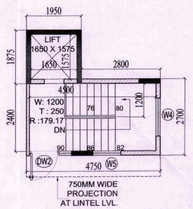

8 TERRACE LEVEL PLAN

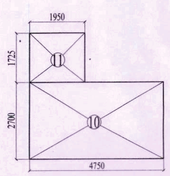

10 MUMTY AREA DIAGRAM

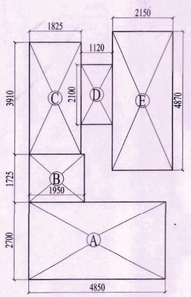

3 GROUND/STILT FLOOR FAR AREA DIAGRAM

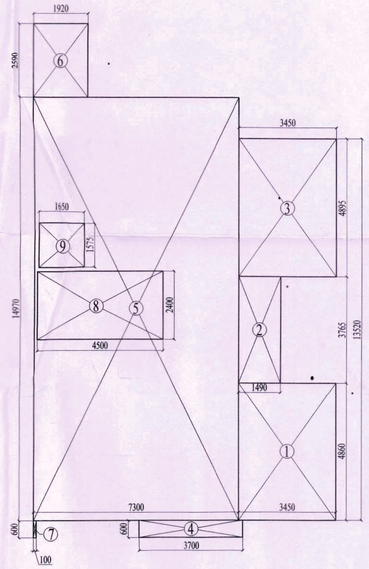

7 GROUND COVERAGE/ TYPICAL FLOOR FAR AREA DIAGRAM

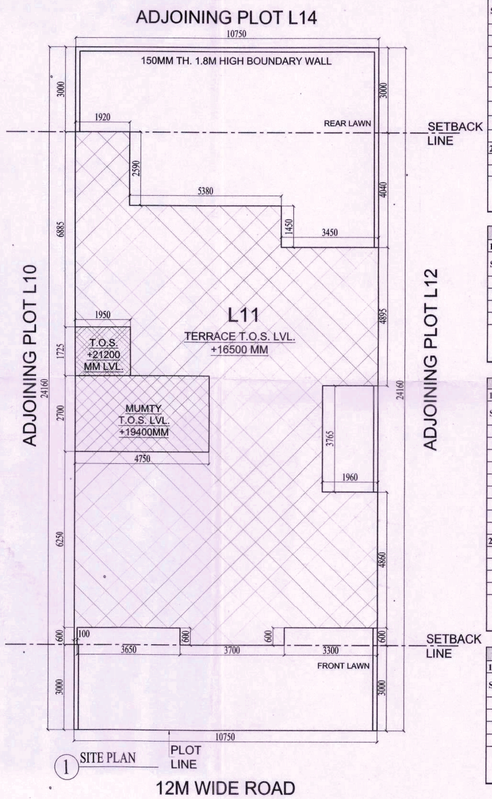

1 SITE PLAN

STILT (STAIRCASE) F.A.R. AREA									
1. ADDITION – XX									
S.No.	NAME	SHAPE	LENGTH (L)	WIDTH (B)		FORMULA	AREA	QUANTITY	TOTAL AREA
1	A	Rectangle	4.850	2.700	-	L X B	13.095	1	13.095
2	B	Rectangle	1.950	1.725	-	L X B	3.364	1	3.364
								1. TOTAL ADDITION	16.459
TOTAL F.A.R. AREA						ADDITION (XX)			SQM
						16.45875			SQM
						16.459			SQM

1ST TO 4TH FLOOR F.A.R.									
1. ADDITION – XX									
S.No.	NAME	SHAPE	LENGTH (L)	WIDTH (B)	HEIGHT (H)	FORMULA	AREA	QUANTITY	TOTAL AREA
1	1	Rectangle	3.450	4.860		L X B	16.767	1	16.767
2	2	Rectangle	1.490	3.765		L X B	5.610	1	5.610
3	3	Rectangle	3.450	4.895		L X B	16.888	1	16.888
4	4	Rectangle	3.700	0.600		L X B	2.220	1	2.220
5	5	Rectangle	7.300	14.970		L X B	109.281	1	109.281
6	6	Rectangle	1.920	2.590		L X B	4.973	1	4.973
7	7	Rectangle	0.100	0.600		L X B	0.060	1	0.060
								1. TOTAL ADDITION	155.798
2. DEDUCTION - YY									
1	8	Rectangle	4.500	2.400		L X B	10.800	1	10.800
2	9	Rectangle	1.650	1.575	-	L X B	2.599	1	2.599
								2. TOTAL DEDUCTION	13.399
TOTAL F.A.R. AREA (TYPICAL FLOOR)						ADDITION (XX) - DEDUCTION			SQM
						142.39965			SQM
						142.400			SQM

STILT (GUARD ROOM) F.A.R. AREA									
1. ADDITION – XX									
S.No.	NAME	SHAPE	LENGTH (L)	WIDTH (B)		FORMULA	AREA	QUANTITY	TOTAL AREA
1	C	Rectangle	2.150	4.870	-	L X B	10.471	1	10.471
2	D	Rectangle	1.120	2.100	-	L X B	2.352	1	2.352
3	E	Rectangle	1.825	3.910	-	L X B	7.136	1	7.136
								1. TOTAL ADDITION	19.958
TOTAL F.A.R. AREA						ADDITION (XX)			SQM
						19.95825			SQM
						19.958			SQM

DOOR & WINDOW OPENING SCHEDULE						
	TYPE	FLOOR	LOCATION	SIZE	CILL	LINTEL
			DOORS			
1	D1	TYPICAL FL.	STAIRCASE	1050 X 2400	N.A	2400
2	D2	TYPICAL FL.	BEDROOMS	1000 X 2400	N.A	2400
3	D3	TYPICAL FL.	TOILETS	800 X 2400	N.A	2400
4	D4	STILT FL.	GUARD ROOM W.C.	700 X 2100	N.A	2100
5	DW1	STILT FL.	STAIRCASE	AS/DESIGN	AS/DESIGN	BEAM BOTTOM
6	DW2	TERRACE	MUMTY	1500 X 2200	WIN : 450	2200
			WINDOWS & SLIDING DOORS			
1	SD1	TYPICAL FL.	LIVING ROOM	2440 X 2400	N.A	2400
2	SD2	TYPICAL FL.	BEDROOM-3, 4	2130 X 2400	N.A	2400
3	SD3	TYPICAL FL.	MASTER BEDROOM	1780 X 2400	N.A	2400
4	SD4	TYPICAL FL.	BEDROOM-2	2290 X 2400	N.A	2400
5	W1	TYPICAL FL.	KITCHEN	1000 X 1500	900	2400
6	W2	TYPICAL FL.	TOILETS- 01 & 04	600 X 1950	450	2400
7	W3	STILT FL.	STAIRCASE	2400X 2700	NA	BEAM BOTTOM
8	W4	TERRACE	MUMTY	1350 X 1750	450 FROM TERRACE	2200
9	W5	TERRACE	MUMTY	1000 X 1750	450 FROM TERRACE	2200
10	W6	TYPICAL FL.	TOILETS- 02 & 03	600 X 1500	900	2400
11	W7	STILT FL.	GUARD ROOM	1575 X 1200	900	2100
12	W8	STILT FL.	GUARD ROOM	1525 X 1200	900	2100
13	V1	STILT FL.	GUARD ROOM, W.C.	450 X 450	1650	2100

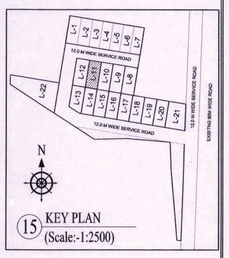

15 KEY PLAN (Scale:-1:2500)

NOTE :
1. ALL DIMENSIONS ARE IN MM UNLESS OTHER SPECIFIED
2. ALL WALLS ARE 150MM TH. AAC BLOCK WALL

PRINCIPAL ARCHITECT:

K-47, KAILASH COLONY, NEW DELHI-110048
PHONE NO.: 011-46556600

OWNER'S SIGNATURE

ARCHITECT'S SIGNATURE
AR. PRADEEP KUMAR
CA/2017/84030
Basement Shivam Complex, Opp Huda Office, Sector-14, Gurugram

PROJECT:
PROPOSED BUILDING PLAN FOR PLOT NO. L-11, BLOCK-L FALLING IN RESIDENTIAL PLOTTED COLONY MEASURING 141.66875 ACRES (LICENSE NO. 64 OF 2010 DATED 21.08.2010) AT BRAHMA CITY, SECTOR- 60, 61, 62, 63 & 65, GURUGRAM MANESAR URBAN COMPLEX BEING DEVELOPED BY ADANI BRAHMA SYNERGY PVT. LTD.

DRAWING TITLE:
PLOT TYPE-D, PLOT NO. L11
FLOOR PLANS AND AREA DIAGRAMS

NORTH

SCALE :

DATE : 25.03.2022

SHEET NO. 21