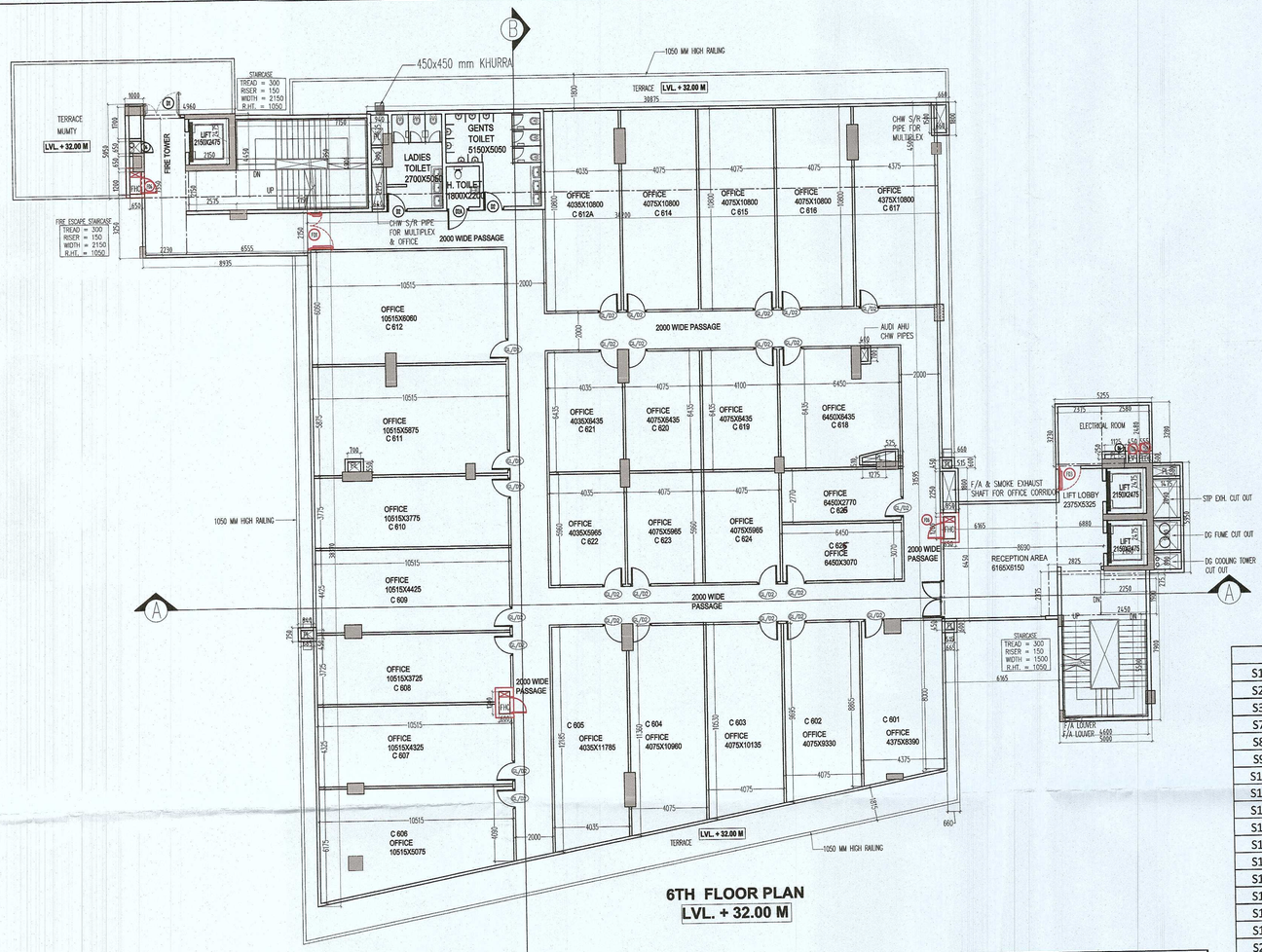

6TH FLOOR PLAN
LVL. + 32.00 M

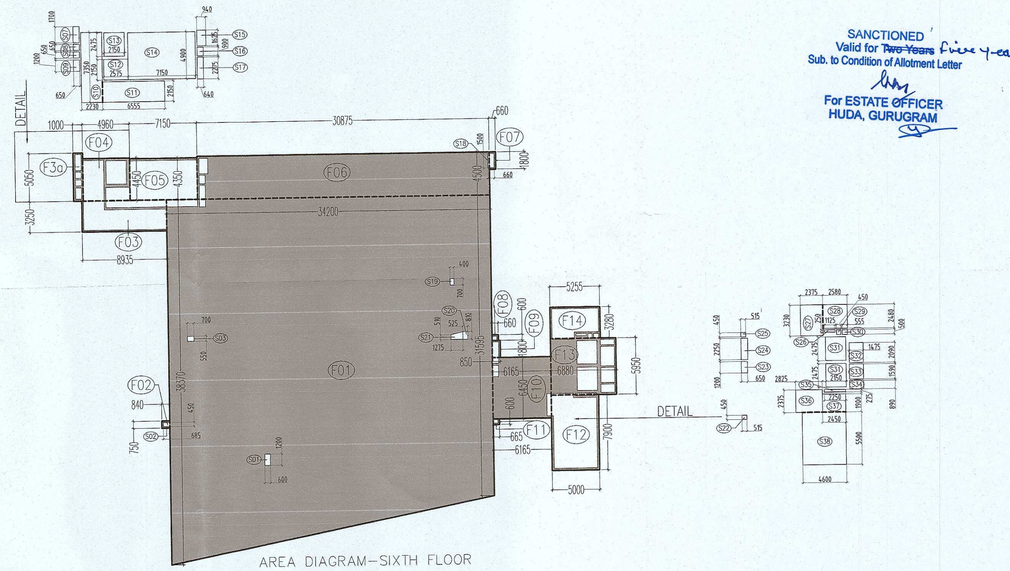

AREA DIAGRAM–SIXTH FLOOR

SANCTIONED
Valid for ~~Two Years~~ five year
Sub. to Condition of Allotment Letter
For ESTATE OFFICER
HUDA, GURUGRAM

(NON FAR AREA) (B)									
S1	0.600	X	1.200	X	1			=	0.72
S2	0.685	X	0.450	X	1			=	0.31
S3	0.700	X	0.550	X	1			=	0.39
S7	0.650	X	1.700	X	1			=	1.11
S8	0.650	X	0.650	X	2			=	0.85
S9	0.650	X	1.200	X	1			=	0.78
S10	2.230	X	7.350	X	1			=	16.39
S11	6.555	X	2.150	X	1			=	14.09
S12	2.575	X	2.150	X	1			=	5.54
S13	2.150	X	2.475	X	1			=	5.32
S14	7.150	X	4.900	X	1			=	35.04
S15	0.940	X	1.625	X	1			=	1.53
S16	0.640	X	0.900	X	1			=	0.58
S17	0.640	X	2.275	X	1			=	1.46
S18	0.660	X	1.500	X	1			=	0.99
S19	0.400	X	0.700	X	1			=	0.28
S20	0.525	X	0.810	X	1			=	0.43
S21	0.510	+	0.810	X	0.5	X	1.275	=	0.84
S22	0.515	X	0.450	X	1			=	0.23
S23	0.650	X	1.200	X	1			=	0.78
S24	0.650	X	2.250	X	1			=	1.46
S25	0.515	X	0.450	X	1			=	0.23
S26	1.125	X	0.250	X	1			=	0.28
S27	2.375	X	3.230	X	1			=	7.67
S28	2.580	X	2.480	X	1			=	6.40
S29	0.450	X	0.500	X	1			=	0.23
S30	0.555	X	0.500	X	1			=	0.28
S31	2.150	X	2.475	X	2			=	10.64
S32	1.475	X	2.090	X	1			=	3.08
S33	1.475	X	1.590	X	1			=	2.35
S34	1.475	X	0.890	X	1			=	1.31
S35	2.250	X	0.275	X	1			=	0.62
S36	2.825	X	2.375	X	1			=	6.71
S37	2.450	X	1.900	X	1			=	4.66
S38	4.600	X	5.500	X	1			=	25.30
TOTAL NON FAR AREA (B)									158.88
TOTAL FAR AREA AT SIXTH FLOOR (F) = (A - B - N)									1405.31
TOTAL CARPET AREA AT SIXTH FLOOR									997.670

SIXTH FLOOR AREA CALCULATION									
TOTAL COVERED AREA AT SIXTH FLOOR (A) = ENVELOPE AREA (E)									
ENVELOPE AREA (E)									
S.No.	Length		Breadth		Nos		Height		Area (SQM)
F1	38.370	+	31.595	X	0.5	X	34.200	=	1196.40
F2	0.750	X	0.840	X	1			=	0.63
F3	8.935	X	3.250	X	1			=	29.04
F3a	1.000	X	5.050	X	1			=	5.05
F4	4.960	X	4.450	X	1			=	22.07
F5	7.150	X	4.350	X	1			=	31.10
F6	30.875	X	4.500	X	1			=	138.94
F7	0.660	X	1.800	X	1			=	1.19
F8	0.660	X	0.600	X	1			=	0.40
F9	0.850	X	1.800	X	1			=	1.53
F10	6.165	X	6.450	X	1			=	39.76
F11	0.600	X	0.665	X	1			=	0.40
F12	5.000	X	7.900	X	1			=	39.50
F13	6.880	X	5.950	X	1			=	40.94
F14	5.255	X	3.280	X	1			=	17.24
TOTAL ENVELOPE AREA (E)									1564.19
TOTAL COVERED AREA AT SIXTH FLOOR (A)									1564.19

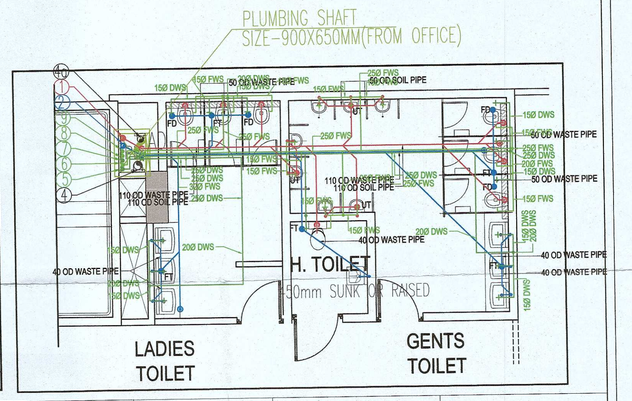

Staircase Calculation For 6th Floor						
Total floor area					1405.31	sqm
Floors		Average occupant load as per NBC	No. of occupant	As per NBC (@ 10mm/ Person)	Stair case Required	Stair case Provided
Mercantile area	1405.31	10	140.53	10	1405.31	1 X 2150 = 2150 MM 1 X 1500 = 1500 MM TOTAL =3650 MM

6th FLOOR TOILET CALCULATION									
TOTAL FAR AREA AT SECOND FLOOR								1405.310	SQMT
DENESITY AT SECOND FLOOR					POPULATION @ 6		140.531	141	POPULATION
NO.	PERMANENT POPULATION		FLOATING POPULATION		TOTAL REQUIRED		TOTAL PROVIDED		
	10%	14.05	90%	126.48					
	MALE (2/3)	FEMALE (1/3)	MALE (2/3)	FEMALE (1/3)	MALE	FEMALE	MALE	FEMALE	
POPULATION	9	5	84	42	–	–	–	–	
W.C.	0.37	0.31	0.34	0.26	1	1	4	3	
URINAL	0.31	–	1.69	–	2	–	7	–	
WASH BASIN	0.37	0.19	0.34	0.30	1	0	4	3	

N O T E S

1. WHOLE BUILDING SHALL BE MECHANICALLY VENTILATED WITH 100% POWER BACKUP AND SPRINKLERS WITH ARTIFICIAL LIGHTING.
2. HANDICAP RAMP WITH RAILING
3. ALL PARTITION ARE IN 125/150/200MM THICK IN BLOCK WORK .

FIRE LEGEND:-	
A	100Ø FIRE HYDRANT RISER
B	80Ø DRAIN PIPE
C	150Ø SPRINKLER RISER
FHC	FIRE HOSE CABINET

PLUMBING LEGEND:-	PLUMBING LEGEND:-
SOIL PIPE	④ 200Ø RAIN WATER PIPE
WASTE PIPE	⑤ 150Ø RAIN WATER PIPE
KITCHEN WASTE PIPE	⑥ 100Ø RAIN WATER PIPE
SHOP WASTE PIPE	⑦ DOMESTIC WATER SUPPLY
CORRIDOR DRAIN PIPE	⑧ FLUSHING WATER SUPPLY
DOMESTIC WATER SUPPLY	⑦ DOMESTIC WATER SUPPLY RISER
SAUCER DRAIN	⑧ FLUSHING WATER SUPPLY RISER
① 100Ø SOIL PIPE	⑨ SOFT WATER SUPPLY RISER
② 100Ø WASTE PIPE	CHAMBER 300X300mm
② 150Ø WASTE PIPE FOR KIOSK / REST.	FT FLOOR TRAP
② 100Ø WASTE PIPE FOR SHOP	KHURRA 250x250 IN CORRIDOR
③ 75Ø VENT PIPE	KHURRA 450x450 IN TERRACE
	150x150mm CUTOUT FOR FT (SHOP)

SCHEDULE OF OPENINGS				
TYPE	WIDTH	HEIGHT	SILL HT.	LINTEL
D1	2000	2100	–	2100
D2	1100	2100	–	2100
D3	750	2100	–	2100
D4	650	1800	300	2100
FD1	2200	2100	–	2100
FD2	1800	2100	–	2100
FD3	1200	2100	–	2100
FD4	1500	2100	–	2100
FD5	2100	2100	–	2100
FD6	1800	2100	–	2100
G/D	AS/PLAN	2100	–	2100
G/D1	AS/PLAN	2100	–	2100
G/D2	AS/PLAN	2100	–	2100
GL	AS/PLAN	2100	–	2100

Lokh Buildtech Private Limited
Authorised Signatory
SIGN

GIAN P. MATHUR
ARCHITECT
B. Arch. (M.B.A.)
CA No. 80/5789
SIGN

PROJECT: –
PROPOSED BUILDING PLANS OF COMMERCIAL COMPLEX IN SECTOR–25 (NEAR CENTRAL MALL), GURUGRAM MEASURING 5344.61 SQM.

TITLE:– SIXTH FLOOR PLAN

DRG.NO.:–

THIS DRAWING IS THE PROPERTY OF GIAN P. MATHUR AND ASSOCIATES (P) LTD. IT SHALL NOT BE REPRODUCED OR REPRODUCED WITHOUT TAKE WRITTEN PERMISSION

GIAN P. MATHUR AND ASSOCIATES (P) LTD.
C – 55, East Of Kailash, New Delhi-110065
T : 4659999 9 F 46599512
E : gpma@airtelmail.in I W : www.gpmindia.com

DEALT
CHKD
SCALE:– 1:150
DATE:– 03/11/2022

14