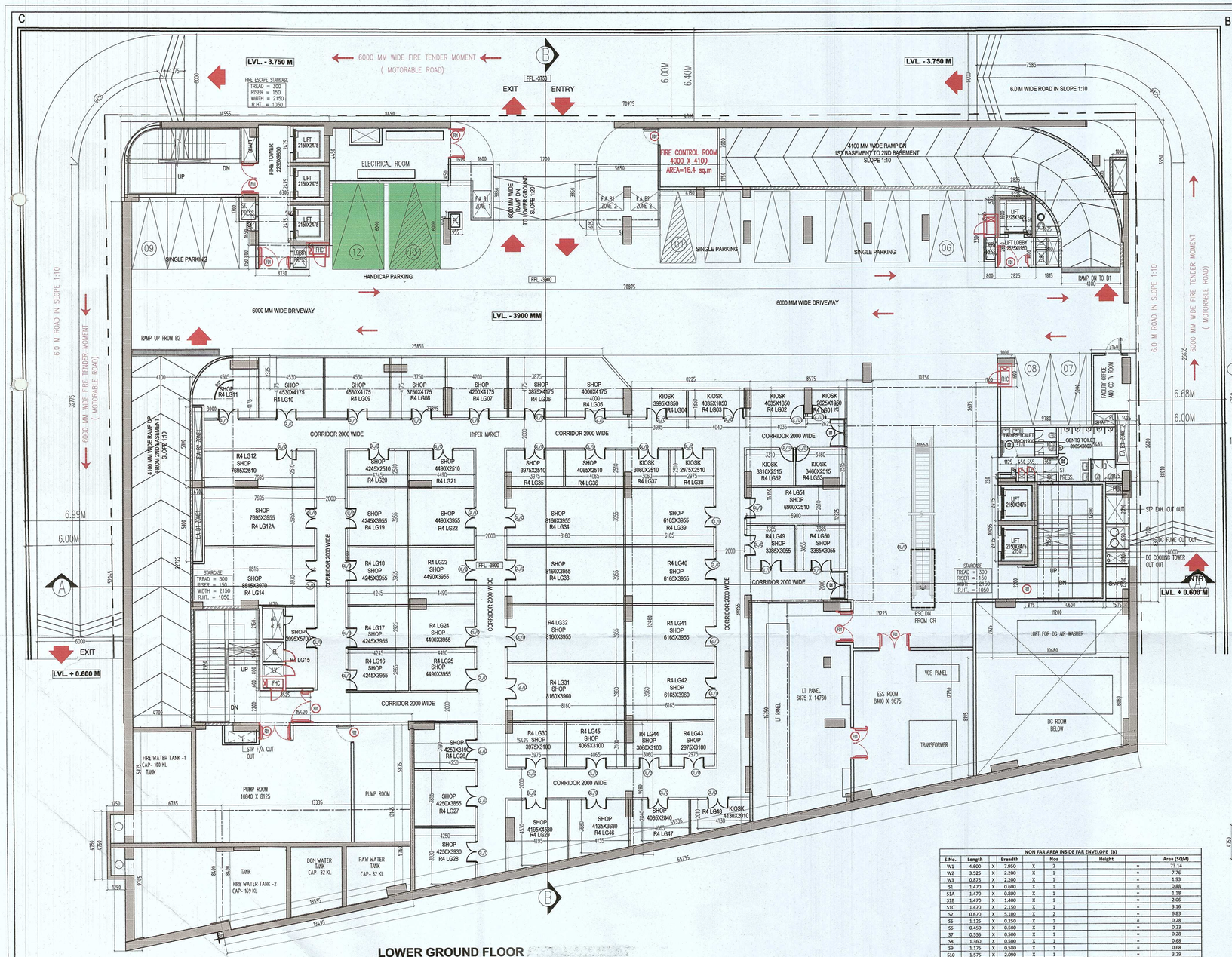

LOWER GROUND FLOOR

LVL. - 3.90 M

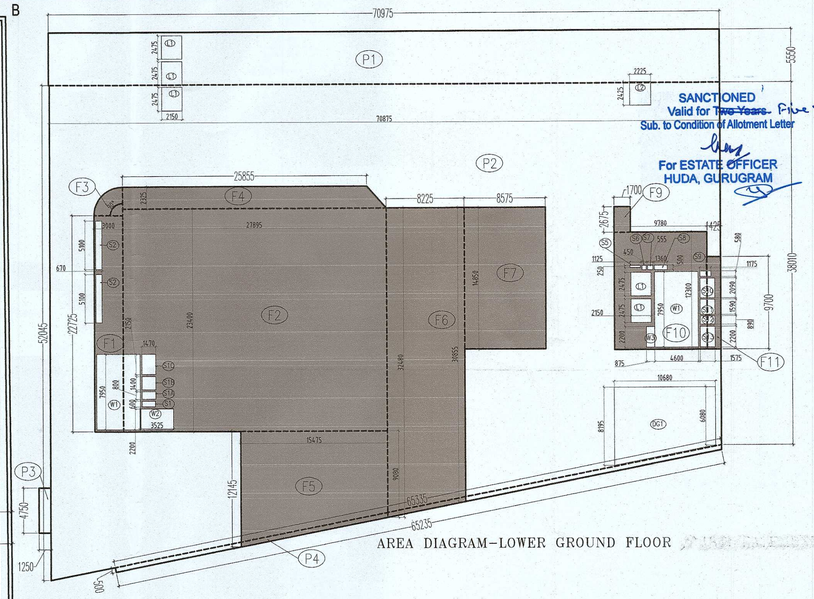

AREA DIAGRAM-LOWER GROUND FLOOR

SANCTIONED
Valid for ~~Two Years.~~ Five Years
Sub. to Condition of Allotment Letter
For ESTATE OFFICER
HUDA, GURUGRAM

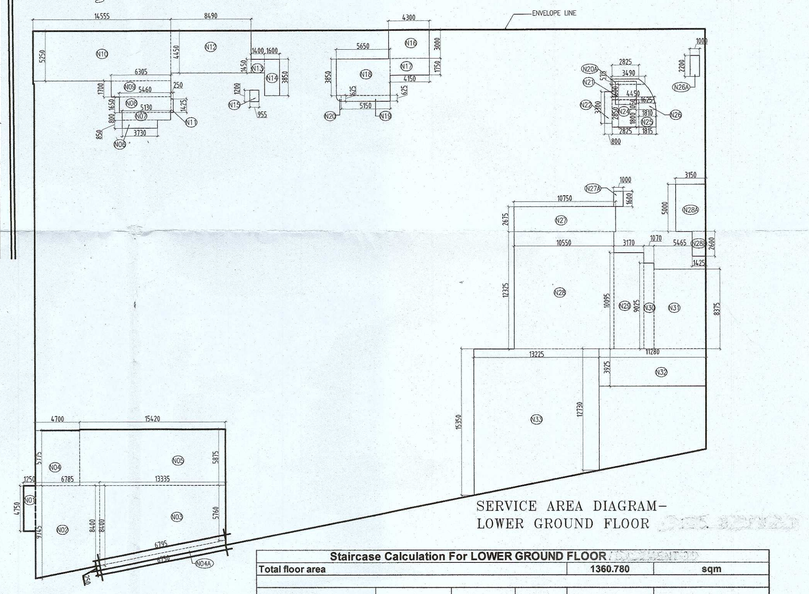

SERVICE AREA DIAGRAM-
LOWER GROUND FLOOR

Staircase Calculation For LOWER GROUND FLOOR						
Total floor area					1360.780	sqm
Floors		Average occupant load as per NBC	No. of occupant	As per NBC (@ 10mm/ Person)	Stair case Required	Stair case Provided
Mercantile Area	1360.78	3	453.59	10	4535.93	3 X 2150 =6450 MM 6 X 6000 =6000 MM TOTAL =12450 MM

NON FAR AREA INSIDE FAR ENVELOPE (B)									
S.No.	Length		Breadth		Nos		Height		Area (SQM)
W1	4.600	X	7.950	X	2			=	73.14
W2	3.525	X	2.200	X	1			=	7.76
W3	0.875	X	2.200	X	1			=	1.93
S1	1.470	X	0.600	X	1			=	0.88
S1A	1.470	X	0.800	X	1			=	1.18
S1B	1.470	X	1.400	X	1			=	2.06
S1C	1.470	X	2.150	X	1			=	3.16
S2	0.670	X	5.100	X	2			=	6.83
S5	1.125	X	0.250	X	1			=	0.28
S6	0.450	X	0.500	X	1			=	0.23
S7	0.555	X	0.500	X	1			=	0.28
S8	1.360	X	0.500	X	1			=	0.68
S9	1.175	X	0.580	X	1			=	0.68
S10	1.575	X	2.090	X	1			=	3.29
S11	1.575	X	1.590	X	1			=	2.50
S12	1.575	X	0.890	X	1			=	1.40
S13	1.575	X	2.200	X	1			=	3.47
L1	2.150	X	2.475	X	2			=	10.64
TOTAL NON FAR AREA (B)									120.39
TOTAL FAR AREA AT LOWER GROUND FLOOR (Z) = (E1-B)									1360.780
TOTAL CARPET AREA AT LOWER GROUND FLOOR									836.960
TOTAL NON FAR AREA AT LOWER GROUND FLOOR (Y) = (A) - (Z)									2186.800
TOTAL PARKING AREA AT LOWER GROUND FLOOR (P) = (Y-S)									1158.68
REQUIRED ECS IN LOWER GROUND FLOOR = (P /32) ECS								=	36.21
SAY								ECS	36
SINGLE PARKING SLOTS PROVIDED =									16
ACTUAL PARKING SLOTS PROPOSED AT LOWER GROUND FLOOR									16

LOWER GROUND FLOOR TOILET CALCULATION								
TOTAL FAR AREA AT LOWER GROUND FLOOR							1360.780	SQMT
DENESITY AT LOWER GROUND FLOOR			POPULATION @ 3				453.593	454 POPULATION
NO.	PERMANENT POPULATION		FLOATING POPULATION		TOTAL REQUIRED		TOTAL PROVIDED	
	10%	45.36	90%	408.23				
	MALE (2/3)	FEMALE (1/3)	MALE (2/3)	FEMALE (1/3)	MALE	FEMALE	MALE	FEMALE
POPULATION	30	15	272	136				
W.C.	1.21	1.01	1.09	0.85	2	2	2	2
URINAL	1.01		5.44		6		6	
WASH BASIN	1.21	0.80	1.09	0.97	2	2	2	2

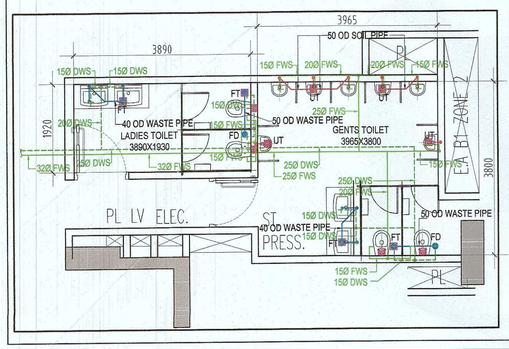

AREA CALCULATION LOWER GROUND FLOOR									
TOTAL COVERED AREA AT LOWER GROUND FLOOR (A)									
= ENVELOPE AREA (E) - DEDUCTION AREA (D)									
ENVELOPE AREA (E)									
S.No.	Length		Breadth		Nos		Height		Area (SQM)
P1	70.975	X	5.550	X	1			=	393.91
P2	52.045	+	38.010	X	0.5	X	70.875	=	3191.32
P3	1.250	X	4.750	X	1			=	5.94
P4	65.235	+	65.335	X	0.5	X	0.500	=	32.64
TOTAL ENVELOPE AREA (E)									3623.81
DEDUCTION AREA (D)									
DG1	8.195	+	6.080	X	0.5	X	10.680	=	76.23
TOTAL DEDUCTION AREA (D)									76.23
TOTAL COVERED AREA AT LOWER GROUND FLOOR (A) = (E-D)									3547.58
(CORE AND SERVICE AREA) (S)									
L1	2.150	X	2.475	X	3			=	15.96
L2	2.225	X	2.425	X	1			=	5.40
N01	1.250	X	4.750	X	1			=	5.94
N02	9.745	+	8.400	X	0.5	X	6.785	=	61.56
N03	8.400	+	5.760	X	0.5	X	13.335	=	94.41
N03A	13.495	+	13.595	X	0.5	X	0.500	=	6.77
N04	4.700	X	5.775	X	1			=	27.14
N05	15.420	X	5.875	X	1			=	90.59
N06	3.730	X	0.850	X	1			=	3.17
N07	5.130	X	0.800	X	1			=	4.10
N08	5.460	X	1.650	X	1			=	9.01
N09	6.305	X	1.700	X	1			=	10.72
N10	14.555	X	5.250	X	1			=	76.41
N11	0.250	X	1.425	X	1			=	0.36
N12	8.490	X	4.450	X	1			=	37.78
N13	1.400	X	1.450	X	1			=	2.03
N14	1.600	X	3.850	X	1			=	6.16
N15	0.955	X	1.200	X	1			=	1.15
N16	4.300	X	3.000	X	1			=	12.90
N17	4.150	X	1.750	X	1			=	7.26
N18	5.650	X	3.850	X	1			=	21.75
N19	5.150	X	0.625	X	1			=	3.22
N20	90	/	360	X	3.143	X	0.39	=	0.31
N20A	3.490	+	2.825	X	0.5	X	0.575	=	1.82
N21	4.450	+	3.490	X	0.5	X	1.600	=	6.35
N22	0.800	X	3.300	X	1			=	2.64
N24	2.825	X	2.850	X	1			=	8.05
N25	1.815	X	1.800	X	1			=	3.27
N26	1.810	+	1.625	X	0.5	X	1.050	=	1.80
N26A	2.200	X	1.000	X	1			=	2.20
N27	10.750	X	2.675	X	1			=	28.76
N27A	1.000	X	1.600	X	1			=	1.60
N28	10.550	X	12.325	X	1			=	130.03
N28A	3.150	X	5.000	X	1			=	15.75
N28B	1.425	X	2.600	X	1			=	3.71
N29	3.170	X	10.095	X	1			=	32.00
N30	1.070	X	9.025	X	1			=	9.66
N31	5.465	X	8.375	X	1			=	45.77
N32	11.280	X	3.925	X	1			=	44.27
N33	15.350	+	12.830	X	0.5	X	13.225	=	186.34
TOTAL SERVICE AREA = (S)									1028.120
FAR ENVELOPE AREA (E1)									
F1	3.000	X	22.725	X	1			=	68.18
F2	27.895	X	23.400	X	1			=	652.74
F3	90	/	360	X	3.143	X	9.00	=	7.07
F4	27.895	+	25.855	X	0.5	X	2.325	=	62.48
F5	12.145	+	9.080	X	0.5	X	15.475	=	164.23
F6	32.480	+	30.855	X	0.5	X	8.225	=	260.47
F7	8.575	X	14.850	X	1			=	127.34
F9	1.700	X	2.675	X	1			=	4.55
F10	9.780	X	12.300	X	1			=	120.29
F11	1.425	X	9.700	X	1			=	13.82
TOTAL FAR ENVELOPE AREA (E1)									1481.170

N O T E S

1. WHOLE BUILDING SHALL BE MECHANICALLY VENTILATED WITH 100% POWER BACKUP AND SPRINKLERS WITH ARTIFICIAL LIGHTING.
2. HANDICAP RAMP WITH RAILING
3. ALL PARTITION ARE IN 125/150/200MM THICK IN BLOCK WORK .

FIRE LEGEND:-

A	100ø FIRE HYDRANT RISER
B	80ø DRAIN PIPE
C	150ø SPRINKLER RISER
FHC	FIRE HOSE CABINET

LEGEND:-

HANDICAP PARKING

SINGLE PARKING

PLUMBING LEGEND:-

1	100ø SOIL PIPE
2	100ø WASTE PIPE
2A	150ø WASTE PIPE FOR KIOSK / REST.
2B	100ø WASTE PIPE FOR SHOP
3	75ø VENT PIPE
4	200ø RAIN WATER PIPE
4A	150ø RAIN WATER PIPE
4B	100ø RAIN WATER PIPE
5	DOMESTIC WATER SUPPLY
6	FLUSHING WATER SUPPLY
7	DOMESTIC WATER SUPPLY RISER
8	FLUSHING WATER SUPPLY RISER
9	SOFT WATER SUPPLY RISER
L	CHAMBER 300X300mm
FT	FLOOR TRAP
	KHURRA 250x250 IN CORRIDOR
	KHURRA 450x450 IN TERRACE
	150x150mm CUTOUT FOR FT (SHOP)

SCHEDULE OF OPENINGS

TYPE	WIDTH	HEIGHT	SILL HT.	LINTEL
D1	2000	2100	–	2100
D2	1100	2100	–	2100
D3	750	2100	–	2100
D4	650	1800	300	2100
FD1	2200	2100	–	2100
FD2	1800	2100	–	2100
FD3	1200	2100	–	2100
FD4	1500	2100	–	2100
FD5	2100	2100	–	2100
FD6	1800	2100	–	2100
G/D	AS/PLAN	2100	–	2100
G/D1	AS/PLAN	2100	–	2100
G/D2	AS/PLAN	2100	–	2100
GL	AS/PLAN	2100	–	2100

Lekh Buildtech Private Limited
Authorised Signatory
OWNER'S SIGN

GIAN P. MATHUR
ARCHITECT
B. Arch., M.C.A. I.I.A
CA No. 8015769
ARCHITECT'S SIGN

PROJECT:-
PROPOSED BUILDING PLANS OF COMMERCIAL COMPLEX IN SECTOR-25 (NEAR CENTRAL MALL), GURUGRAM MEASURING 5344.61 SQM.

TITLE:- LOWER GROUND FLOOR

DRG.NO.:-

GIAN P. MATHUR AND ASSOCIATES (P) LTD.
C - 55, East Of Kailash, New Delhi-110065
T : 46990991 F 46509512
E : gpma@airtelmail.in I W : www.gpmindia.com

THIS DRAWING & THE PROPERTY OF GMA (ARCHITECTS & ASSOCIATES) AND SHALL NOT BE REPRODUCED OR COPIED WITHOUT THE WRITTEN PERMISSION

DEALT
CHKD

SCALE:- 1:150

DATE:- 03/11/2022

05