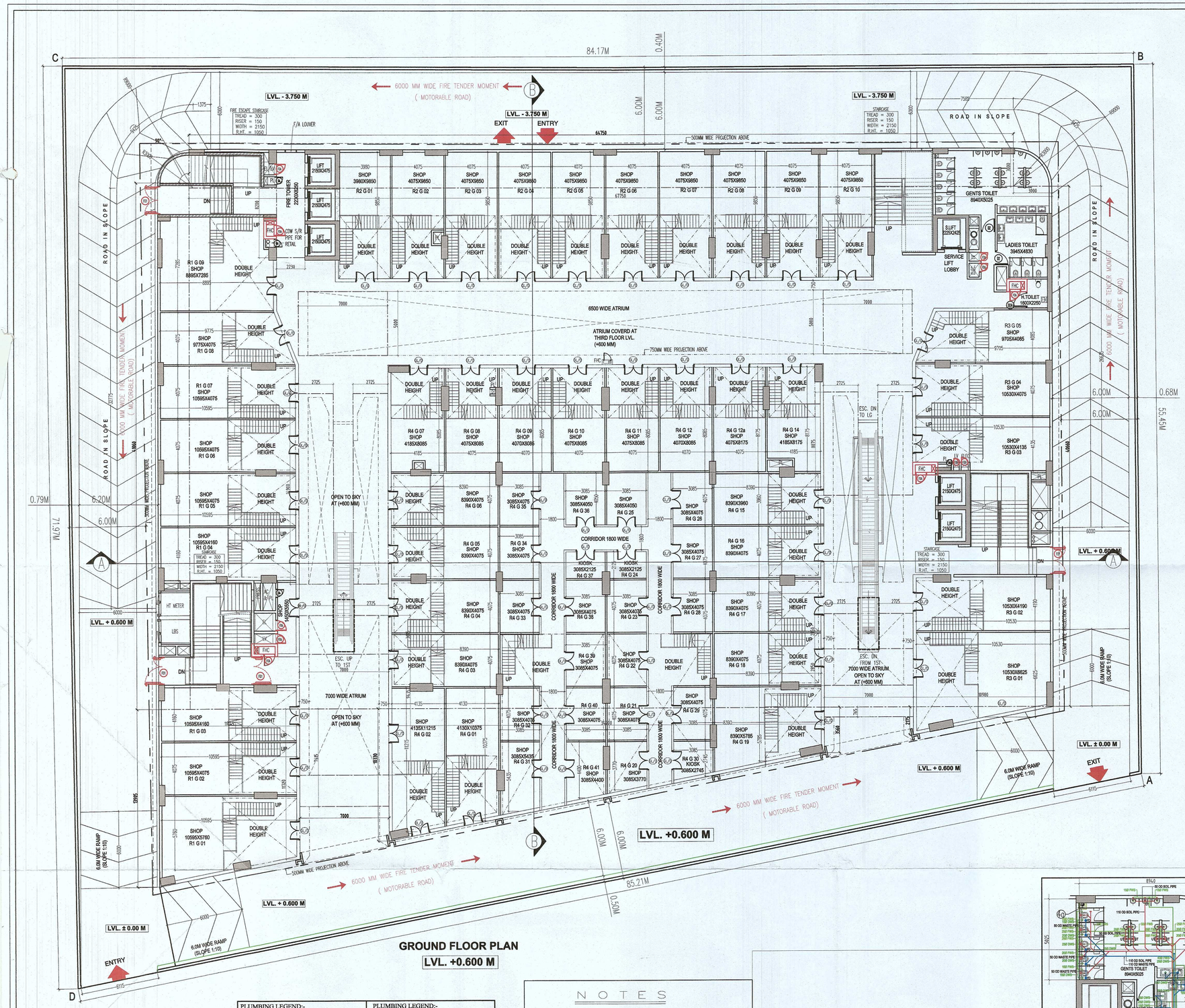

GROUND FLOOR PLAN

LVL. +0.600 M

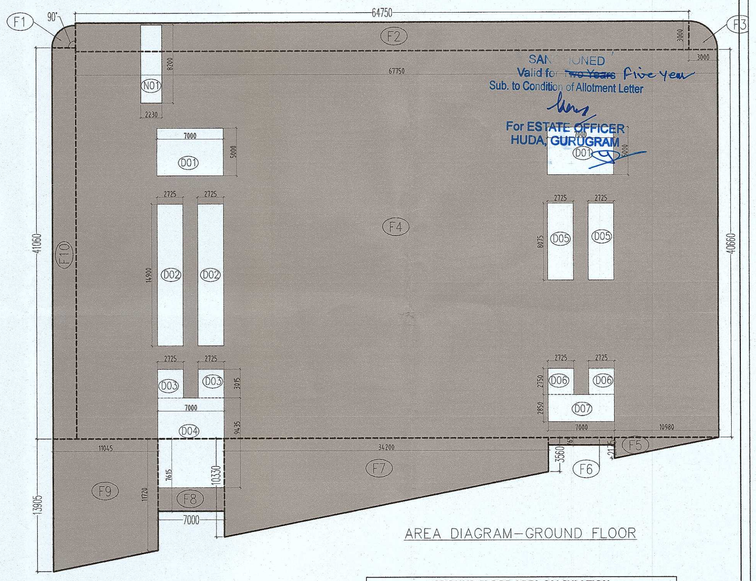

AREA DIAGRAM–GROUND FLOOR

GROUND FLOOR AREA CALCULATION									
TOTAL COVERED AREA AT Ground FLOOR (A) = ENVELOPE AREA (E) - DEDUCTION AREA (D)									
ENVELOPE AREA (E)									
S.No.	Length		Breadth		Nos		Height		Area (SQM)
F1	90	/	360	X	3.143	X	6.13	=	4.81
F2	64.750	X	3.000	X	1			=	194.25
F3	90	/	360	X	3.143	X	9.00	=	7.07
F4	67.750	X	40.660	X	1			=	2754.72
F5	10.980	X	2.175	X	0.5			=	11.94
F6	7.000	X	0.765	X	1			=	5.36
F7	10.330	+	3.560	X	0.5	X	34.200	=	237.52
F8	7.000	X	7.615	X	1			=	53.31
F9	13.905	+	11.720	X	0.5	X	11.045	=	141.51
F10	2.475	X	41.060	X	1			=	101.62
TOTAL ENVELOPE AREA (E)									3512.11
DEDUCTION AREA (D)									
D01	7.000	X	5.000	X	2				70.00
D02	2.725	X	14.900	X	2				81.21
D03	2.725	X	3.015	X	2				16.43
D04	7.000	X	9.435	X	1				66.05
D05	2.725	X	8.075	X	2				44.01
D06	2.725	X	2.750	X	2				14.99
D07	7.000	X	2.850	X	1				19.95
TOTAL DEDUCTION AREA (D)									312.64
NON FAR AREA (B)									
N01	2.230	X	8.200	X	1				18.29
TOTAL GROUND FLOOR NON FAR AREA (B)									18.29
TOTAL GROUND FLOOR FAR AREA (A) = (E-D-B)									3181.18
TOTAL GROUND COVERAGE AT GROUND FLOOR (F) = (A+B)									3199.47
TOTAL CARPET AREA AT GROUND FLOOR									1965.21

GROUND FLOOR TOILET CALCULATION									
TOTAL FAR AREA AT GROUND FLOOR							(A)	3181.180	SQMT
AREA IN CINEMA & TOWER PROJECTION AT GROUND FLOOR							(B)	327.020	
AREA OF GROUND FLOOR FOR TOILET CALCULATION							(A) - (B)	2854.160	
DENESITY AT GROUND FLOOR						POPULATION @ 3	951.387	951	POPULATION
NO.	PERMANENT POPULATION		FLOATING POPULATION				TOTAL REQUIRED		TOTAL PROVIDED
	10%		90%		856.25				
	MALE (2/3)	FEMALE (1/3)	MALE (2/3)	FEMALE (1/3)	MALE	FEMALE	MALE	FEMALE	
POPULATION	63	32	571	285	–	–	–	–	
W.C.	2.54	2.11	2.28	1.78	5	4	6	4	
URINAL	2.11		11.42		14		16		
WASH BASIN	2.54	1.27	2.28	2.04	5	3	6	5	

Exit Calculation For Ground Floor						
Total floor area					3181.180	sqm
Floors		Average occupant load as per NBCC	No. of occupant	As per NBCC (@ 10mm/ Person)	Exit Required	Exit Provided
Mercantile Area	3181.18	3	1060.39	10	10603.93	4 X 2150 = 8600 MM 2 X 7000 = 14000 MM TOTAL =22600 MM

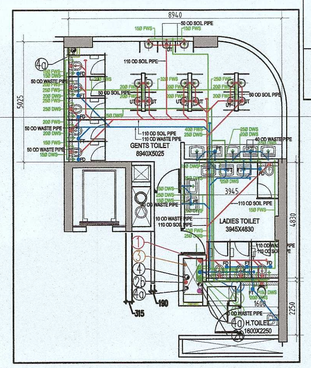

SCHEDULE OF OPENINGS				
TYPE	WIDTH	HEIGHT	SILL HT.	LINTEL
D1	2000	2100	–	2100
D2	1100	2100	–	2100
D3	750	2100	–	2100
D4	650	1800	300	2100
FD1	2200	2100	–	2100
FD2	1800	2100	–	2100
FD3	1200	2100	–	2100
FD4	1500	2100	–	2100
FD5	2100	2100	–	2100
FD6	1800	2100	–	2100
G/D	AS/PLAN	2100	–	2100
G/D1	AS/PLAN	2100	–	2100
G/D2	AS/PLAN	2100	–	2100
GL	AS/PLAN	2100	–	2100

PLUMBING LEGEND:-	PLUMBING LEGEND:-
SOIL PIPE	200ø RAIN WATER PIPE
WASTE PIPE	150ø RAIN WATER PIPE
KITCHEN WASTE PIPE	100ø RAIN WATER PIPE
SHOP WASTE PIPE	DOMESTIC WATER SUPPLY
CORRIDOR DRAIN PIPE	FLUSHING WATER SUPPLY
DOMESTIC WATER SUPPLY	DOMESTIC WATER SUPPLY RISER
SAUCER DRAIN	FLUSHING WATER SUPPLY RISER
100ø SOIL PIPE	SOFT WATER SUPPLY RISER
100ø WASTE PIPE	CHAMBER 300X300mm
150ø WASTE PIPE FOR KIOSK / REST.	FLOOR TRAP
100ø WASTE PIPE FOR SHOP	KHURRA 250x250 IN CORRIDOR
75ø VENT PIPE	KHURRA 450x450 IN TERRACE
	150x150mm CUTOUT FOR FT (SHOP)

NOTES

1. WHOLE BUILDING SHALL BE MECHANICALLY VENTILATED WITH 100% POWER BACKUP AND SPRINKLERS WITH ARTIFICIAL LIGHTING.
2. HANDICAP RAMP WITH RAILING
3. ALL PARTITION ARE IN 125/150/200MM THICK IN BLOCK WORK .

FIRE LEGEND:-	
A	100ø FIRE HYDRANT RISER
B	80ø DRAIN PIPE
C	150ø SPRINKLER RISER
FHC	FIRE HOSE CABINET

Lekh Buildtech Private Limited
Authorised Signatory
OWNER'S SIGN

GIAN P. MATHUR
ARCHITECT
B. Arch., M.C.A. I.I.A
CA No. 80/5769
ARCHITECT'S SIGN

PROJECT: –
PROPOSED BUILDING PLANS OF COMMERCIAL COMPLEX IN SECTOR–25 (NEAR CENTRAL MALL), GURUGRAM MEASURING 5344.61 SQM.

TITLE:– GROUND FLOOR PLAN

DRG.NO.:–

THIS DRAWING IS THE PROPERTY OF GMA ARCHITECTS & ASSOCIATES AND MAY NOT BE REPRODUCED OR EMPLOYED WITHOUT THEIR WRITTEN PERMISSION

GIAN P. MATHUR AND ASSOCIATES (P) LTD.
C - 55, East Of Kailash, New Delhi-110065
T : 46595599 I F 46595512
E : gpma@airtelmail.in I W : www.gpmindia.com

DEALT:
CHKD:
SCALE:– 1:150
DATE:– 03/11/2022

06