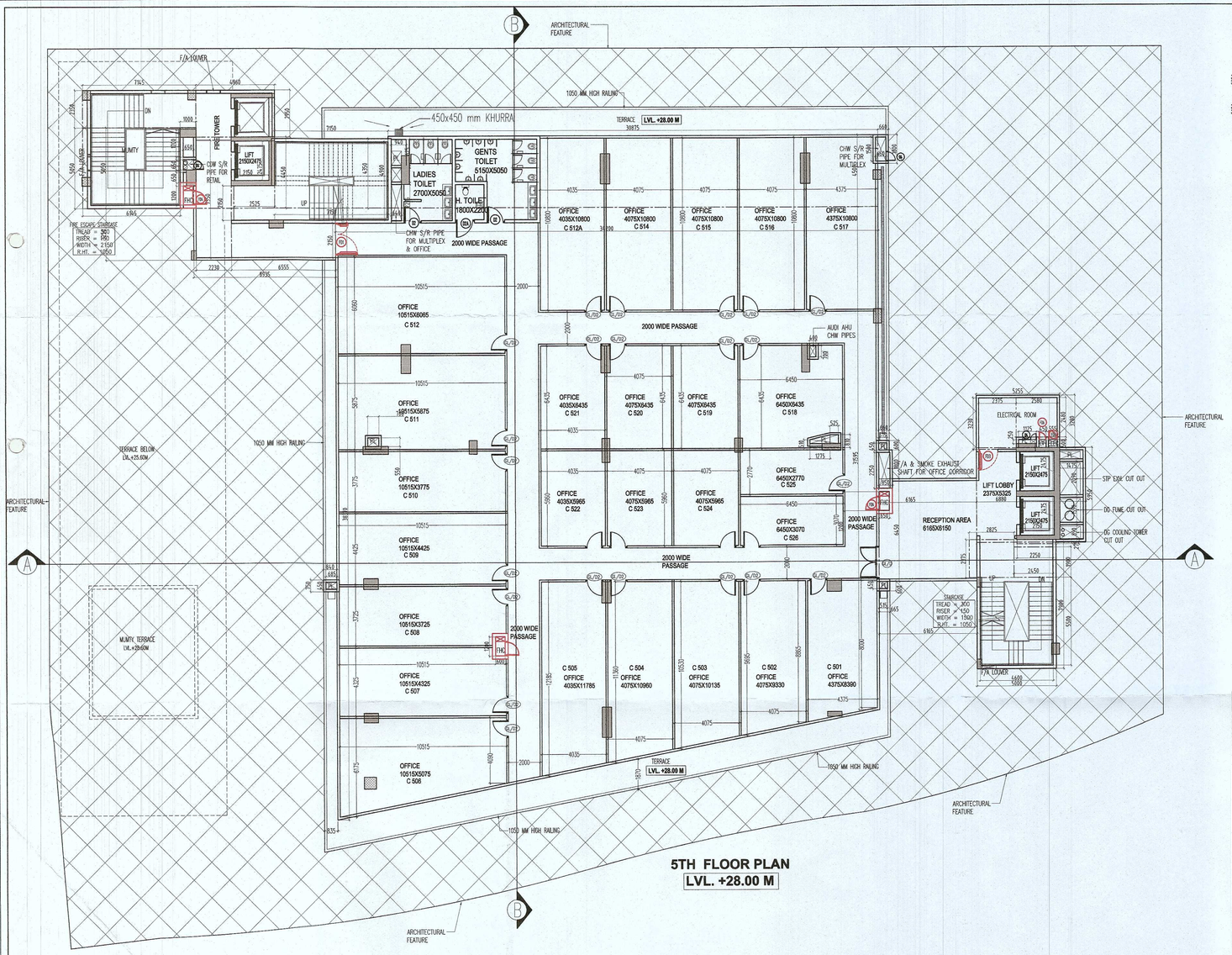

5TH FLOOR PLAN
LVL. +28.00 M

5th FLOOR TOILET CALCULATION								
TOTAL FAR AREA AT SECOND FLOOR							1405.310	SQMT
DENESITY AT SECOND FLOOR					POPULATION @ 6	140.531	141	POPULATION
NO.	PERMANENT POPULATION		FLOATING POPULATION		TOTAL REQUIRED		TOTAL PROVIDED	
	10%	14.05	90%	126.48				
	MALE (2/3)	FEMALE (1/3)	MALE (2/3)	FEMALE (1/3)	MALE	FEMALE	MALE	FEMALE
POPULATION	9	5	84	42	–	–	–	–
W.C.	0.37	0.31	0.34	0.26	1	1	4	3
URINAL	0.31	–	1.69	–	2	–	7	–
WASH BASIN	0.37	0.19	0.34	0.30	1	0	4	3

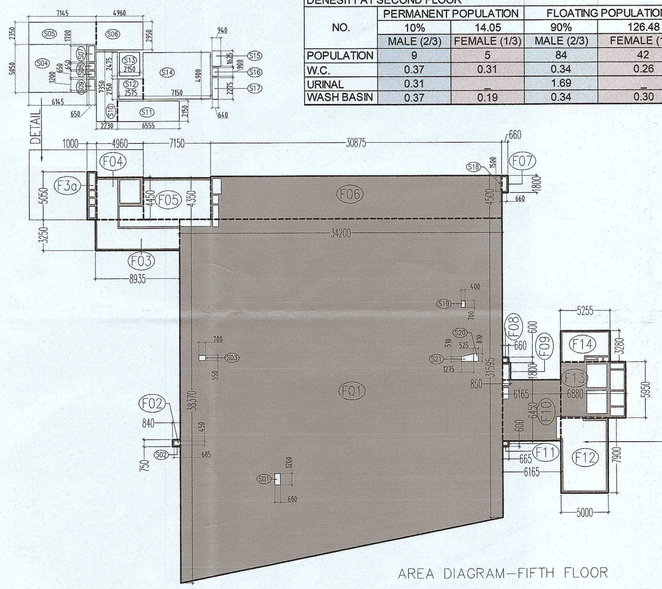

AREA DIAGRAM—FIFTH FLOOR

SANCTIONED
Valid for ~~Two Years~~ Five Year
Sub. to Condition of Allotment Letter
For ESTATE OFFICER
HUDA, GURUGRAM

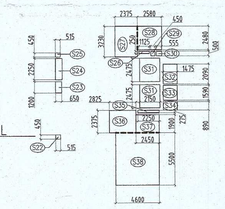

FIFTH FLOOR AREA CALCULATION									
TOTAL COVERED AREA AT FIFTH FLOOR (A) = ENVELOPE AREA (E)									
ENVELOPE AREA (E)									
S.No.	Length		Breadth		Nos		Height		Area (SQM)
F1	38.370	+	31.595	X	0.5	X	34.200	=	1196.40
F2	0.750	X	0.840	X	1			=	0.63
F3	8.935	X	3.250	X	1			=	29.04
F3a	1.000	X	5.050	X	1			=	5.05
F4	4.960	X	4.450	X	1			=	22.07
F5	7.150	X	4.350	X	1			=	31.10
F6	30.875	X	4.500	X	1			=	138.94
F7	0.660	X	1.800	X	1			=	1.19
F8	0.660	X	0.600	X	1			=	0.40
F9	0.850	X	1.800	X	1			=	1.53
F10	6.165	X	6.450	X	1			=	39.76
F11	0.600	X	0.665	X	1			=	0.40
F12	5.000	X	7.900	X	1			=	39.50
F13	6.880	X	5.950	X	1			=	40.94
F14	5.255	X	3.280	X	1			=	17.24
S4	6.145	X	5.050	X	1			=	31.03
S5	7.145	X	2.350	X	1			=	16.79
S6	4.960	X	2.950	X	1			=	14.63
TOTAL ENVELOPE AREA (E)									1626.64
TOTAL COVERED AREA AT FIFTH FLOOR (A)									1626.64

(NON FAR AREA) (B)									
S1	0.600	X	1.200	X	1			=	0.72
S2	0.685	X	0.450	X	1			=	0.31
S3	0.700	X	0.550	X	1			=	0.39
S4	6.145	X	5.050	X	1			=	31.03
S5	7.145	X	2.350	X	1			=	16.79
S6	4.960	X	2.950	X	1			=	14.63
S7	0.650	X	1.700	X	1			=	1.11
S8	0.650	X	0.650	X	2			=	0.85
S9	0.650	X	1.200	X	1			=	0.78
S10	2.230	X	7.350	X	1			=	16.39
S11	6.555	X	2.150	X	1			=	14.09
S12	2.575	X	2.150	X	1			=	5.54
S13	2.150	X	2.475	X	1			=	5.32
S14	7.150	X	4.900	X	1			=	35.04
S15	0.940	X	1.625	X	1			=	1.53
S16	0.640	X	0.900	X	1			=	0.58
S17	0.640	X	2.275	X	1			=	1.46
S18	0.660	X	1.500	X	1			=	0.99
S19	0.400	X	0.700	X	1			=	0.28
S20	0.525	X	0.810	X	1			=	0.43
S21	0.510	+	0.810	X	0.5	X	1.275	=	0.84
S22	0.515	X	0.450	X	1			=	0.23
S23	0.650	X	1.200	X	1			=	0.78
S24	0.650	X	2.250	X	1			=	1.46
S25	0.515	X	0.450	X	1			=	0.23
S26	1.125	X	0.250	X	1			=	0.28
S27	2.375	X	3.230	X	1			=	7.67
S28	2.580	X	2.480	X	1			=	6.40
S29	0.450	X	0.500	X	1			=	0.23
S30	0.555	X	0.500	X	1			=	0.28
S31	2.150	X	2.475	X	2			=	10.64
S32	1.475	X	2.090	X	1			=	3.08
S33	1.475	X	1.590	X	1			=	2.35
S34	1.475	X	0.890	X	1			=	1.31
S35	2.250	X	0.275	X	1			=	0.62
S36	2.825	X	2.375	X	1			=	6.71
S37	2.450	X	1.900	X	1			=	4.66
S38	4.600	X	5.500	X	1			=	25.30
TOTAL NON FAR AREA (B)									221.33
TOTAL FAR AREA AT FIFTH FLOOR (F) = (A - B - N)									1405.31
TOTAL CARPET AREA AT FIFTH FLOOR									997.670

N O T E S

1. WHOLE BUILDING SHALL BE MECHANICALLY VENTILATED WITH 100% POWER BACKUP AND SPRINKLERS WITH ARTIFICIAL LIGHTING.
2. HANDICAP RAMP WITH RAILING
3. ALL PARTITION ARE IN 125/150/200MM THICK IN BLOCK WORK .

Staircase Calculation For Fifth Floor						
Total floor area					1405.31	sqm
Floors		Average occupant load as per NBC	No. of occupant	As per NBC (@ 10mm/ Person)	Stair case Required	Stair case Provided
Mercantile area	1405.31	10	140.53	10	1405.31	1 X 2150 = 2150 MM X 1500 = 1500 MM TOTAL =3650 MM

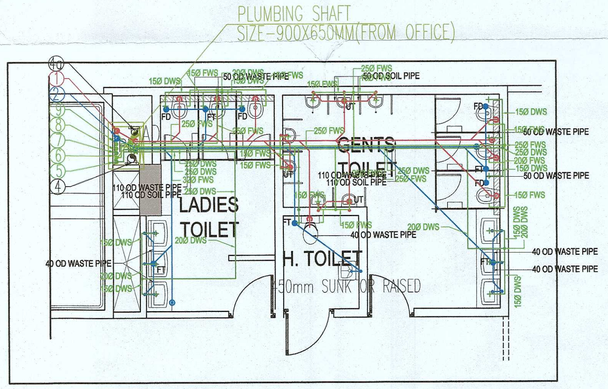

FIRE LEGEND:-	
A	100ø FIRE HYDRANT RISER
B	80ø DRAIN PIPE
C	150ø SPRINKLER RISER
FHC	FIRE HOSE CABINET

PLUMBING LEGEND:-	
SOIL PIPE	
WASTE PIPE	
KITCHEN WASTE PIPE	
SHOP WASTE PIPE	
CORRIDOR DRAIN PIPE	
DOMESTIC WATER SUPPLY	
SAUCER DRAIN	
(1) 100ø SOIL PIPE	
(2) 100ø WASTE PIPE	
(2a) 150ø WASTE PIPE FOR KIOSK / REST.	
(2b) 100ø WASTE PIPE FOR SHOP	
(3) 75ø VENT PIPE	

PLUMBING LEGEND:-	
(4) 200ø RAIN WATER PIPE	
(4a) 150ø RAIN WATER PIPE	
(4b) 100ø RAIN WATER PIPE	
(5) DOMESTIC WATER SUPPLY	
(6) FLUSHING WATER SUPPLY	
(7) DOMESTIC WATER SUPPLY RISER	
(8) FLUSHING WATER SUPPLY RISER	
(9) SOFT WATER SUPPLY RISER	
CHAMBER 300X300mm	
FT FLOOR TRAP	
KHURRA 250x250 IN CORRIDOR	
KHURRA 450x450 IN TERRACE	
150x150mm CUTOUT FOR FT (SHOP)	

SCHEDULE OF OPENINGS

TYPE	WIDTH	HEIGHT	SILL. HT.	LINTEL
D1	2000	2100	–	2100
D2	1100	2100	–	2100
D3	750	2100	–	2100
D4	650	1800	300	2100
FD1	2200	2100	–	2100
FD2	1800	2100	–	2100
FD3	1200	2100	–	2100
FD4	1500	2100	–	2100
FD5	2100	2100	–	2100
FD6	1800	2100	–	2100
G/D	AS/PLAN	2100	–	2100
G/D1	AS/PLAN	2100	–	2100
G/D2	AS/PLAN	2100	–	2100
GL	AS/PLAN	2100	–	2100

Lekh Buildtech Private Limited
Authorised Signatory
OWNER'S SIGN

GIAN P. MATHUR
ARCHITECT
B. Arch., M.C.A. I.I.A
CA No. 80/5769
ARCHITECT'S SIGN

PROJECT:–
PROPOSED BUILDING PLANS OF COMMERCIAL COMPLEX IN SECTOR–25 (NEAR CENTRAL MALL), GURUGRAM MEASURING 5344.61 SQM.

TITLE:– FIFTH FLOOR PLAN
DRG.NO.:–

THIS DRAWING IS THE PROPERTY OF GIAN P. MATHUR AND ASSOCIATES (P) LTD. SHALL NOT BE REPRODUCED OR COPIED OR MODIFIED THIS WITHOUT PRIOR WRITTEN PERMISSION

DEALT
CHKD

GIAN P. MATHUR AND ASSOCIATES (P) LTD.
C - 55, East Of Kailash, New Delhi-110065
T : 46599599 I F 46599512
E : gpm@airtelmail.in I W : www.gpmindia.com

SCALE:– 1:150
DATE:– 03/11/2022