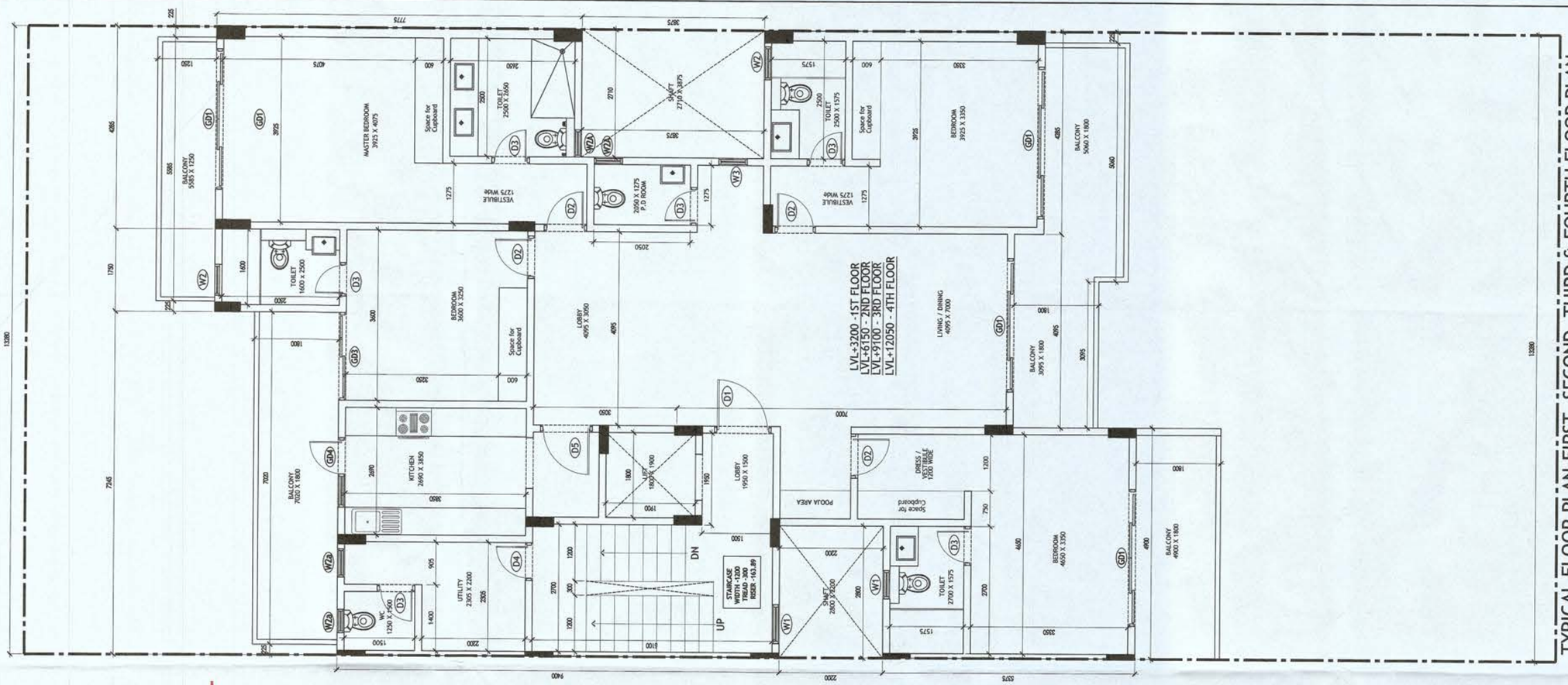


# TYPICAL FLOOR PLAN-FIRST, SECOND, THIRD & FOURTH FLOOR PLAN

Pradeep
Sanction & Valid For Two Years
Date 18/11/2021 to 17/11/2023

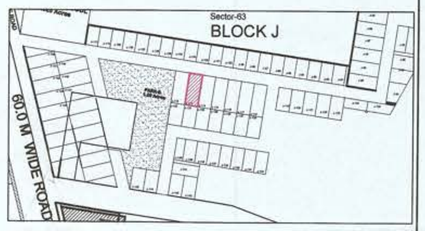


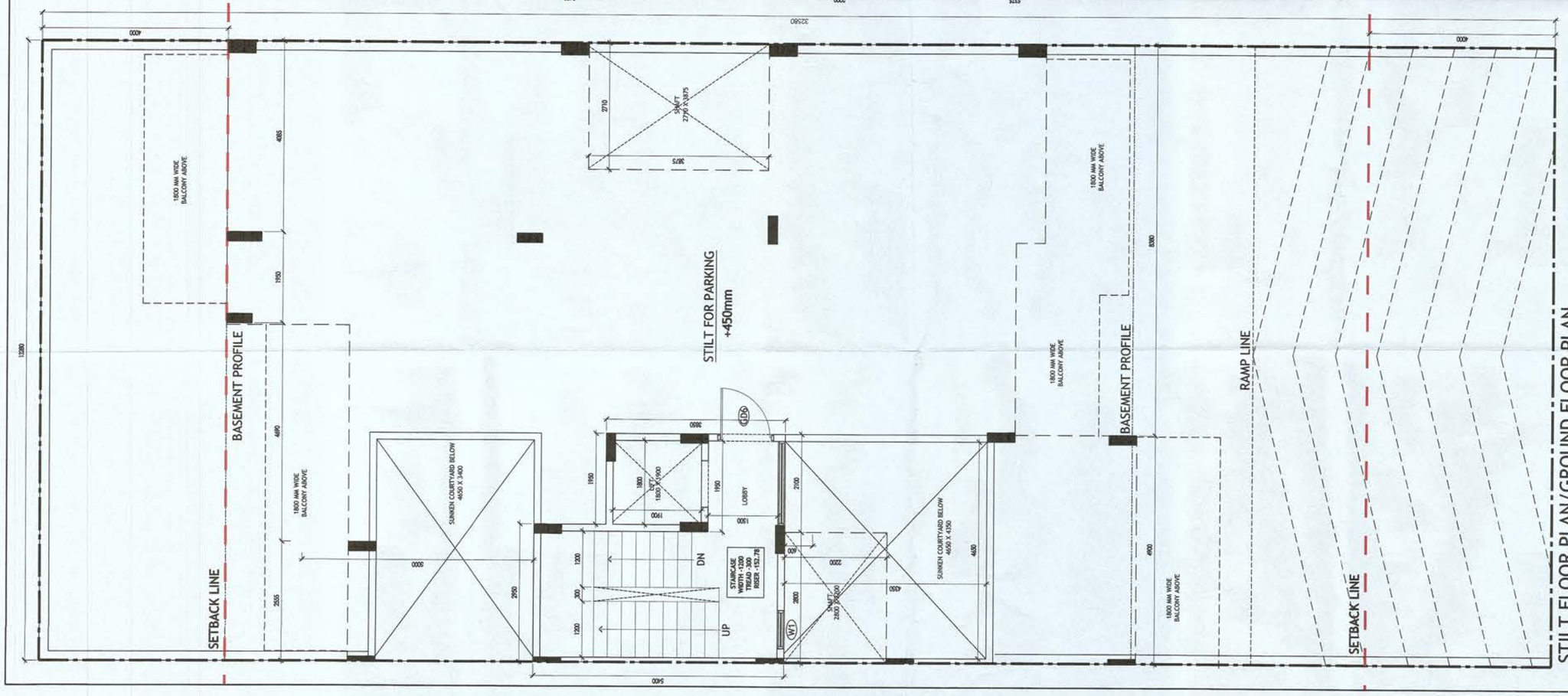


# STILT FLOOR PLAN/GROUND FLOOR PLAN

**PLUMBING NOTES :**

1. WASH BASIN TO FLOOR TRAP (FT) 40 OD uPVC PIPE
2. FLOOR DRAIN (FD) TO FLOOR TRAP (FT) 63 OD uPVC WASTE PIPE
3. 110 OD uPVC PIPE USED FOR SOIL & 90 OD uPVC PIPE WASTE
4. (150X150)MM CUT OUT FOR WC PIPE IN FLOOR

**GENERAL NOTES**

1. ALL DIMENSIONS ARE IN MM UNLESS OTHER SPECIFIED.
2. ALL WINDOWS & VENTILATORS ARE OPENABLE.
3. ALL EXTERNAL WALLS ARE 150MM thk. BLOCK WALL & INTERNAL PARTITION WALLS ARE 150MM thk.
4. GATE & BOUNDARY WALL AS PER STANDARD DESIGN.
5. THE RESPONSIBILITY OF THE STRUCTURE DRAWING/ STRUCTURAL STABILITY OF THE BUILDING BLOCK AGAINST EARTHQUAKE SHALL BE SOLELY OF OWNER/ ARCHITECT/ STRUCTURE ENGINEER.

PROJECT TITLE

PROPOSED BUILDING PLAN FOR PLOT NO. J-113 FALLING IN RESIDENTIAL PLOTTED COLONY MEASURING 141.66875 ACRES (LICENSE NO. 64 OF 2010 DATED 21.08.2010) AT BRAHMA CITY, SECTOR-60, 61, 62, 63 & 65, GURUGRAM MANESAR URBAN COMPLEX BEING DEVELOPED BY ADANI BRAHMA SYNERGY PVT. LTD.

| ARCHITECT SIGNATURE | STRUCTURE ENGINEER SIGNATURE | OWNER SIGNATURE |
|---|---|---|
| Pradeep<br>RADEEP KUMAR<br>/2017/84030<br>VER, OPP. HUDA OFFICE<br>R-14, GURUGRAM | Gurdat Singh Malik<br>Structural Consultants<br>B.E. Civil<br>Regd. No. 5908<br>Shop No. 5, F Floor, Gupta Complex<br>HUDA Office Sec-14, Gurugram | For Adani Brahma Synergy Pvt. Ltd<br>Authorised Signatory |

DRAWING TITLE

BUILDING SANCTION PLAN
PLOT NO. J-113

SCALE - 1:50 | DATE :

DRAWING NO.

SA-S113-100

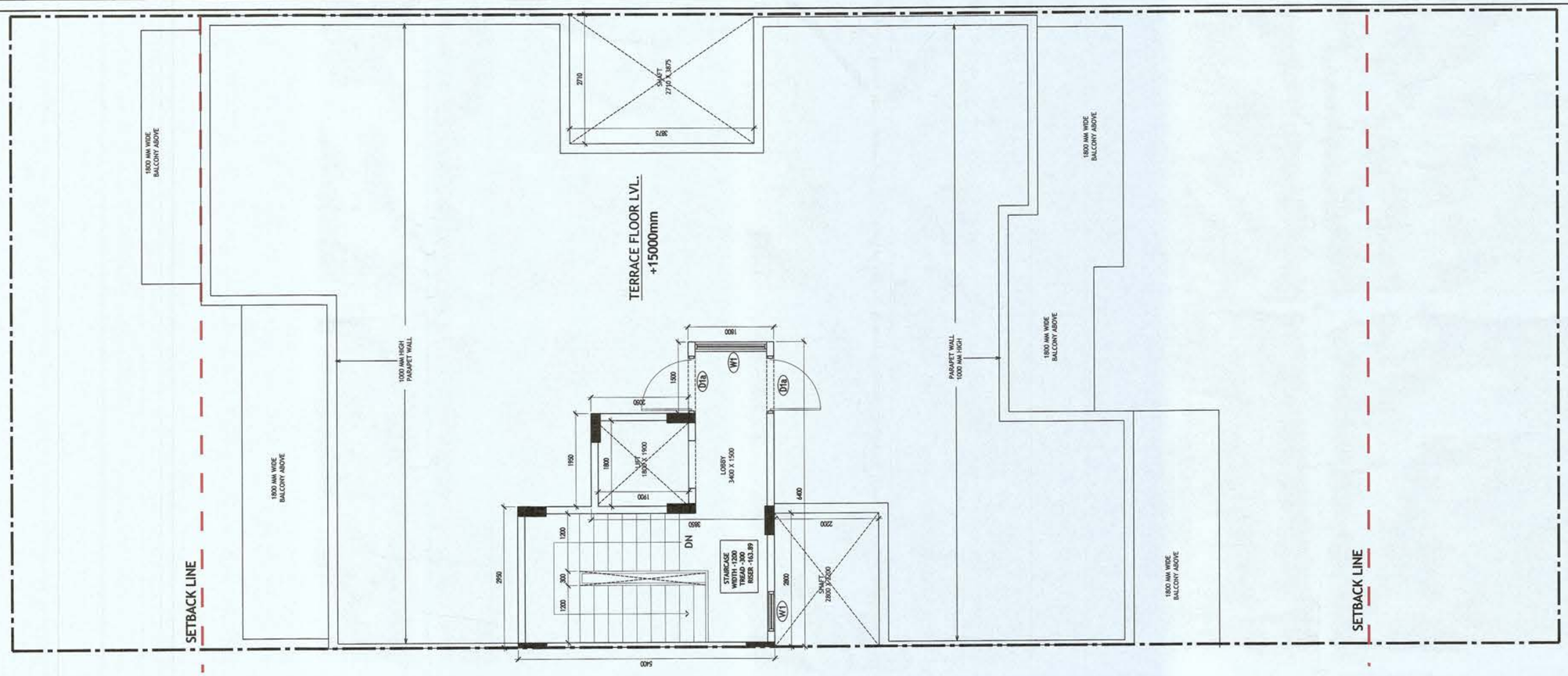


TERRACE PLAN

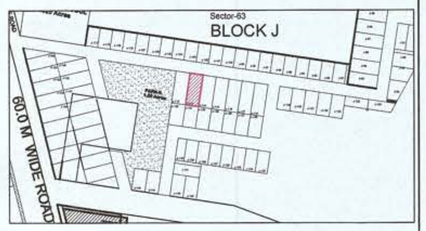


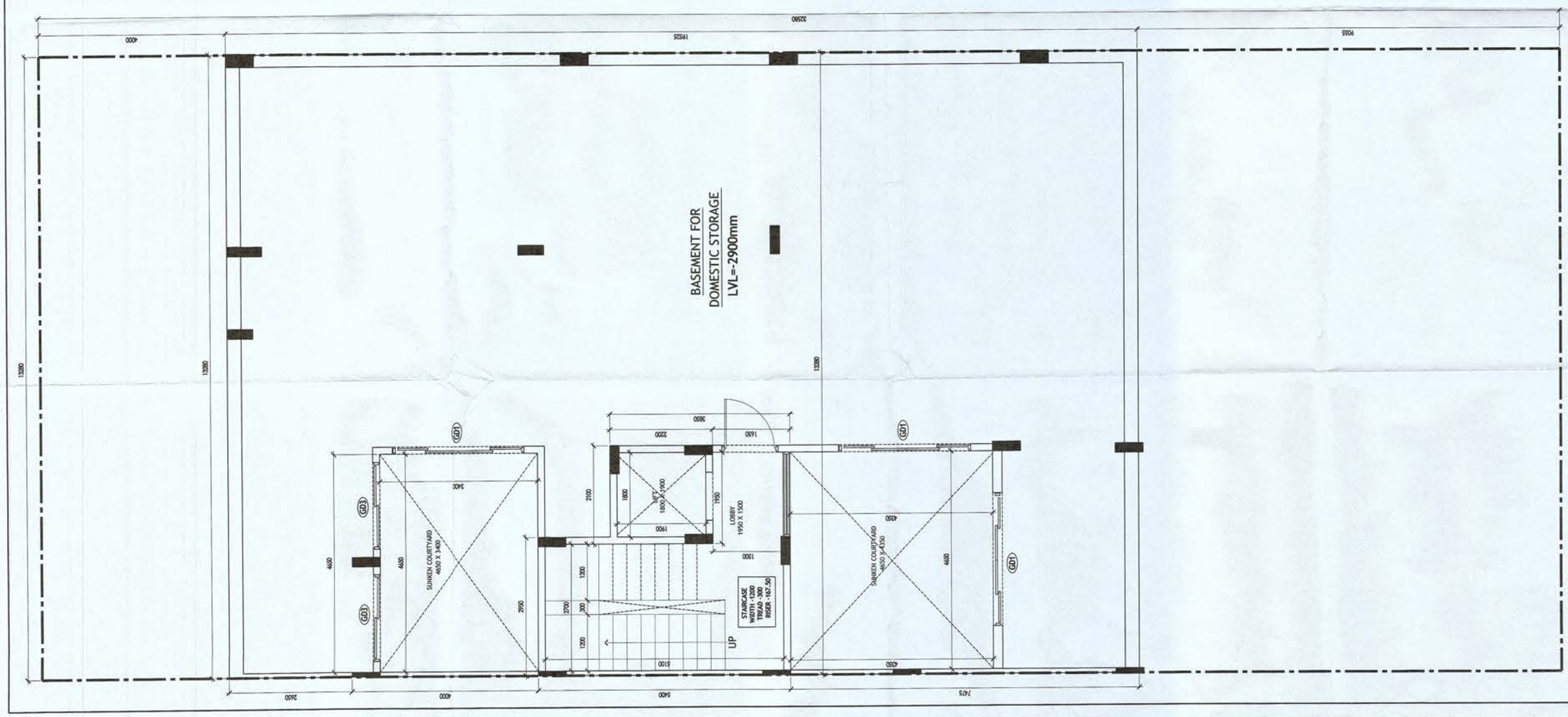


BASEMENT PLAN

Pradeep
Sanction & Valid For Two Years
Date 15/11/2021 to 17/11/2023

PLUMBING NOTES :

1. WASH BASIN TO FLOOR TRAP (FT) 40 OD uPVC PIPE
2. FLOOR DRAIN (FD) TO FLOOR TRAP (FT) 63 OD uPVC WASTE PIPE
3. 110 OD uPVC PIPE USED FOR SOIL & 90 OD uPVC PIPE WASTE
4. (150X150)MM CUT OUT FOR WC PIPE IN FLOOR

GENERAL NOTES

1. ALL DIMENSIONS ARE IN MM UNLESS OTHER SPECIFIED.
2. ALL WINDOWS & VENTILATORS ARE OPENABLE.
3. ALL EXTERNAL WALLS ARE 150MM thk. BLOCK WALL & INTERNAL PARTITION WALLS ARE 150MM thk.
4. GATE & BOUNDARY WALL AS PER STANDARD DESIGN.
5. THE RESPONSIBILITY OF THE STRUCTURE DRAWING/ STRUCTURAL STABILITY OF THE BUILDING BLOCK AGAINST EARTHQUAKE SHALL BE SOLELY OF OWNER/ ARCHITECT/ STRUCTURE ENGINEER.

PROJECT TITLE

PROPOSED BUILDING PLAN FOR PLOT NO. J-113 FALLING IN RESIDENTIAL PLOTTED COLONY MEASURING 141.66875 ACRES (LICENSE NO. 64 OF 2010 DATED 21.08.2010) AT BRAHMA CITY, SECTOR-60, 61, 62, 63 & 65, GURUGRAM MANESAR URBAN COMPLEX BEING DEVELOPED BY ADANI BRAHMA SYNERGY PVT. LTD.

| ARCHITECT SIGNATURE | STRUCTURE ENGINEER SIGNATURE | OWNER SIGNATURE |
|---|---|---|
| Pradeep<br>AR. PRADEEP KUMAR<br>CA/2017/84030<br>B1, DEV TOWER, OPP. HUDA OFFICE<br>SECTOR-14, GURUGRAM | Structural Consultants<br>Regd. No. 1267<br>Shop No. 5, F Floor, Sector-14<br>HUDA Office Sector, Gurugram | For Adani Brahma Synergy Pvt. Ltd.<br>Authorised Signatory |

DRAWING TITLE

BUILDING SANCTION PLAN
PLOT NO. J-113

SCALE - 1:50 | DATE :

DRAWING NO.
SA-S113-100.1

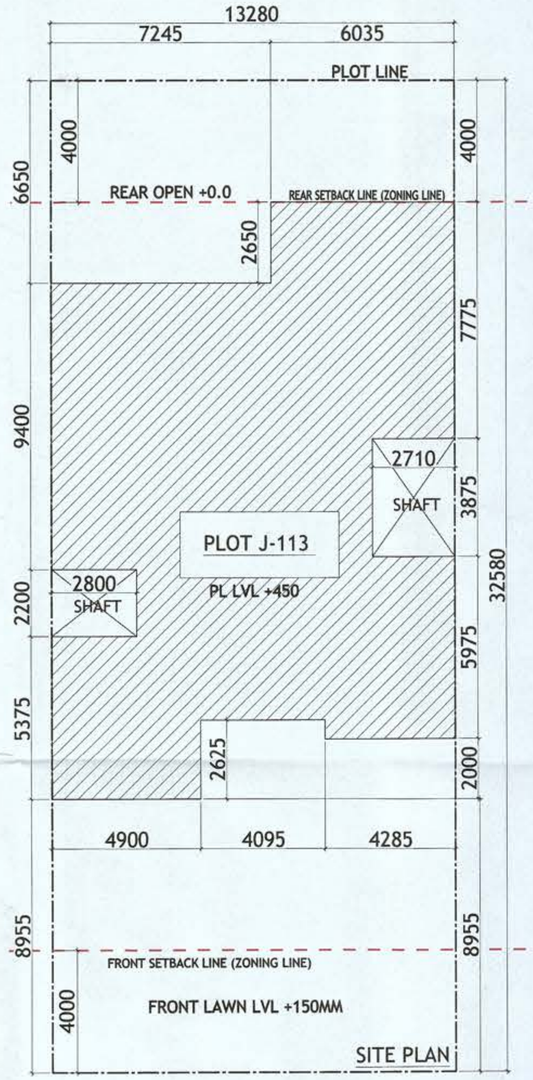


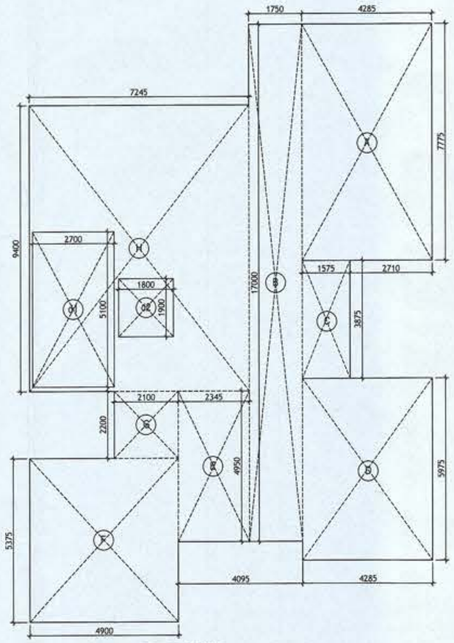


AREA DIAGRAM FOR GROUND COVERAGE/STILT FLOOR & TYPICAL FLOOR FAR AREA
Refer Table - No. 2 & 4

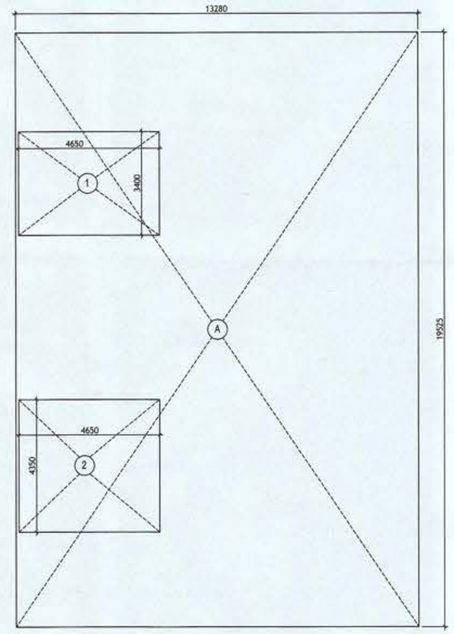


AREA DIAGRAM FOR BASEMENT (NON FAR)
Refer Table - No. 1

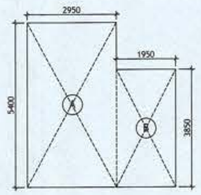


AREA DIAGRAM FOR STILT FLOOR
(Refer Table - No. 3)

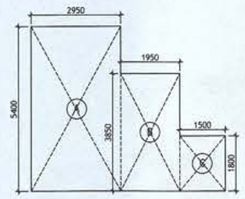


AREA DIAGRAM FOR MUMTI & MACHINE ROOM
Refer Table - No. 5

Pracheta
Sanction & Valid For Two Years
Date 19/11/2021 to 17/11/2023

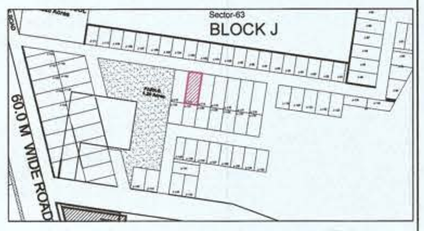


Door-Window Schedule

| S. NO. | No. | Rough Opening | | From Fin. Floor | |
|---|---|---|---|---|---|
| | | Width | Height | Cill | Lintel |
| 1 | W1 | 750 | 1650 | 1050 | 2700 |
| 2 | W1a | 1750 | 1550 | 600 | 2150 |
| 3 | W2 | 600 | 2000 | 450 | 2450 |
| 4 | W2A | 600 | 1400 | 1050 | 2450 |
| 5 | W3 | 900 | 1650 | 1050 | 2450 |
| 6 | W4 | 450 | 1400 | 1050 | 2450 |
| 7 | GD1 | 2900 | 2450 | 0 0 | 2450 |
| 8 | GD2 | 850 | 2450 | 0 0 | 2450 |
| 9 | GD3 | 1350 | 2450 | 0 0 | 2450 |
| 10 | GD4 | 1780 | 2450 | 0 0 | 2450 |
| 11 | GD5 | 1450 | 2450 | 1300 1150 | 2450 |
| 12 | GD6 | 750 | 2450 | 0 0 | 2450 |
| 13 | D1 | 1200 | 2450 | 0 | 2450 |
| 14 | D1a | 1100 | 2150 | 0 | 2150 |
| 15 | D2 | 900 | 2150 | 0 | 2150 |
| 16 | D3 | 800 | 2150 | 0 | 2150 |
| 17 | D4 | 1000 | 2150 | 0 | 2150 |

PLUMBING NOTES :

1. WASH BASIN TO FLOOR TRAP (FT) 40 OD uPVC PIPE
2. FLOOR DRAIN (FD) TO FLOOR TRAP (FT) 63 OD uPVC WASTE PIPE
3. 110 OD uPVC PIPE USED FOR SOIL & 90 OD uPVC PIPE WASTE
4. (150X150)MM CUT OUT FOR WC PIPE IN FLOOR

GENERAL NOTES

1. ALL DIMENSIONS ARE IN MM UNLESS OTHER SPECIFIED.
2. ALL WINDOWS & VENTILATORS ARE OPENABLE.
3. ALL EXTERNAL WALLS ARE 150MM thk. BLOCK WALL & INTERNAL PARTITION WALLS ARE 150MM thk.
4. GATE & BOUNDARY WALL AS PER STANDARD DESIGN.
5. THE RESPONSIBILITY OF THE STRUCTURE DRAWING/ STRUCTURAL STABILITY OF THE BUILDING BLOCK AGAINST EARTHQUAKE SHALL BE SOLELY OF OWNER/ ARCHITECT/ STRUCTURE ENGINEER.

PROJECT TITLE

PROPOSED BUILDING PLAN FOR PLOT NO. J-113 FALLING IN RESIDENTIAL PLOTTED COLONY MEASURING 141.66875 ACRES (LICENSE NO. 64 OF 2010 DATED 21.08.2010) AT BRAHMA CITY, SECTOR-60, 61, 62, 63 & 65, GURUGRAM MANESAR URBAN COMPLEX BEING DEVELOPED BY ADANI BRAHMA SYNERGY PVT. LTD.

| ARCHITECT SIGNATURE | STRUCTURE ENGINEER SIGNATURE | OWNER SIGNATURE |
|---|---|---|
| Pradeep<br>AR. PRADEEP KUMAR<br>CA/2017/84030<br>B1, DEV TOWER, OPP. HUDA OFFICE<br>SECTOR-14, GURUGRAM | Pardeep Singh Malik<br>Regd. B.E. Civil<br>No. 06/1<br>Pardeep Singh Malik Structural Consultants<br>Shop No. 5, 1st Floor, HUDA Office Sector-14 Gurugram | For Adani Brahma Synergy Pvt. Ltd.<br>Authorised Signatory |

DRAWING TITLE

BUILDING SANCTION PLAN - AREA CALCULATION
PLOT NO. J-113

SCALE - 1:50 | DATE :

DRAWING NO.
SA-S113-100.2

Pradeep
Sanction is Valid For Two Years
Date 18/11/2023 to 17/11/2023

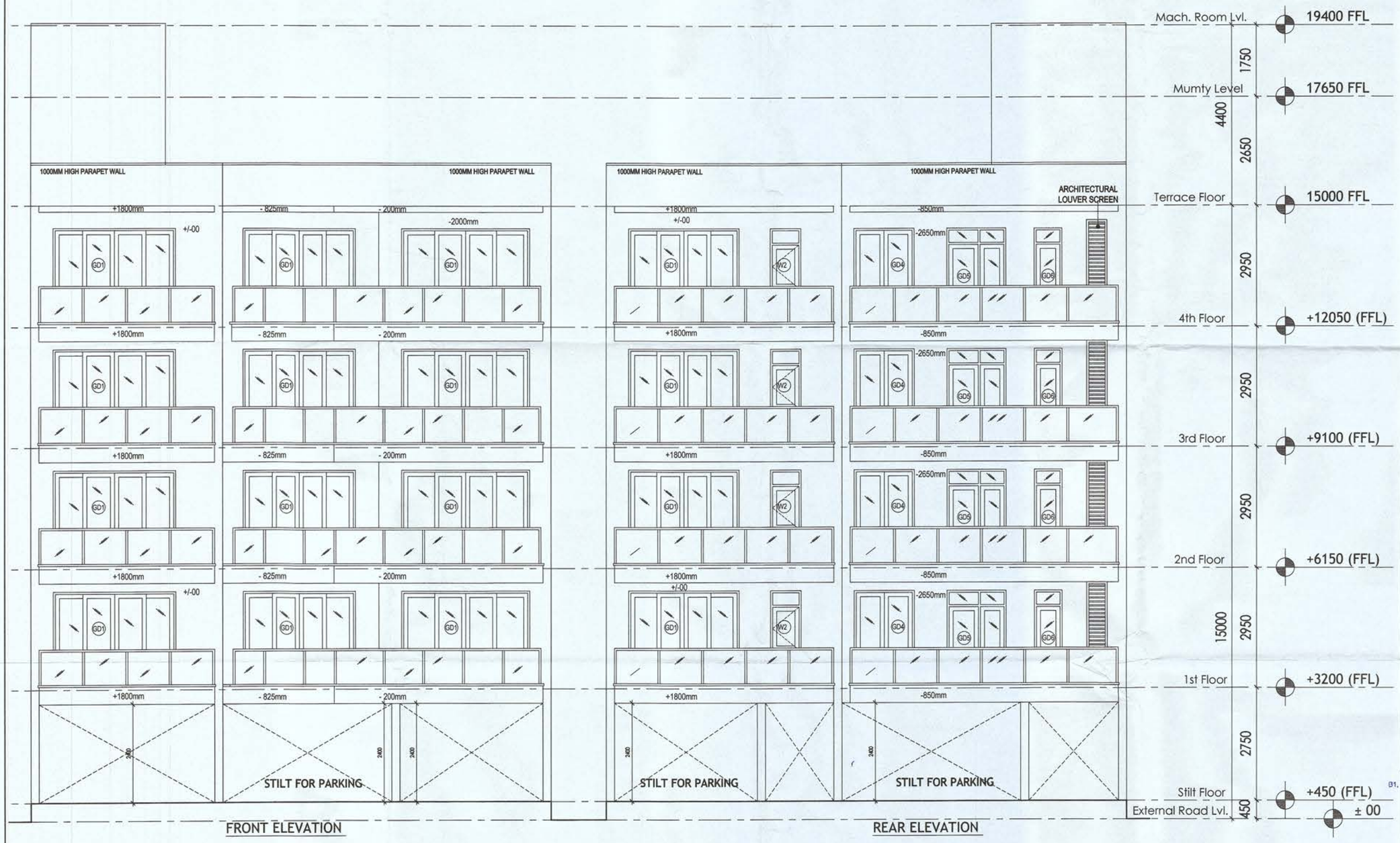


FRONT ELEVATION

REAR ELEVATION

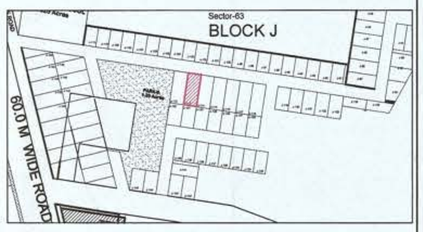


PLUMBING NOTES :

1. WASH BASIN TO FLOOR TRAP (FT) 40 OD uPVC PIPE
2. FLOOR DRAIN (FD) TO FLOOR TRAP (FT) 63 OD uPVC WASTE PIPE
3. 110 OD uPVC PIPE USED FOR SOIL & 90 OD uPVC PIPE WASTE
4. (150X150)MM CUT OUT FOR WC PIPE IN FLOOR

GENERAL NOTES

1. ALL DIMENSIONS ARE IN MM UNLESS OTHER SPECIFIED.
2. ALL WINDOWS & VENTILATORS ARE OPENABLE.
3. ALL EXTERNAL WALLS ARE 150MM thk. BLOCK WALL & INTERNAL PARTITION WALLS ARE 150MM thk.
4. GATE & BOUNDARY WALL AS PER STANDARD DESIGN.
5. THE RESPONSIBILITY OF THE STRUCTURE DRAWING/ STRUCTURAL STABILITY OF THE BUILDING BLOCK AGAINST EARTHQUAKE SHALL BE SOLELY OF OWNER/ ARCHITECT/ STRUCTURE ENGINEER.

PROJECT TITLE

PROPOSED BUILDING PLAN FOR PLOT NO. J-113 FALLING IN RESIDENTIAL PLOTTED COLONY MEASURING 141.66875 ACRES (LICENSE NO. 64 OF 2010 DATED 21.08.2010) AT BRAHMA CITY, SECTOR-60, 61, 62, 63 & 65, GURUGRAM MANESAR URBAN COMPLEX BEING DEVELOPED BY ADANI BRAHMA SYNERGY PVT. LTD.

| ARCHITECT SIGNATURE | STRUCTURE ENGINEER SIGNATURE | OWNER SIGNATURE |
|---|---|---|
| Pradeep<br>AR. PRADEEP KUMAR<br>CA/2017/84030<br>B1, DEV TOWER, SECTOR 4, GURUGRAM | Jagdat Singh Malik<br>Structural Consultants<br>Regd. No. 1317<br>Shop No. 5, F Floor, Sector-4<br>HUDA Office Sector-14, Gurugram | For Adani Brahma Synergy Pvt. Ltd.<br>Authorised Signatory |

DRAWING TITLE

BUILDING SECTIONS
PLOT NO. J-113

SCALE - 1:50

DATE :

DRAWING NO.

SA-S113-100.3

Pradeep
Sanction & Valid For Two Years
Date 18/11/2021 to 17/11/2023

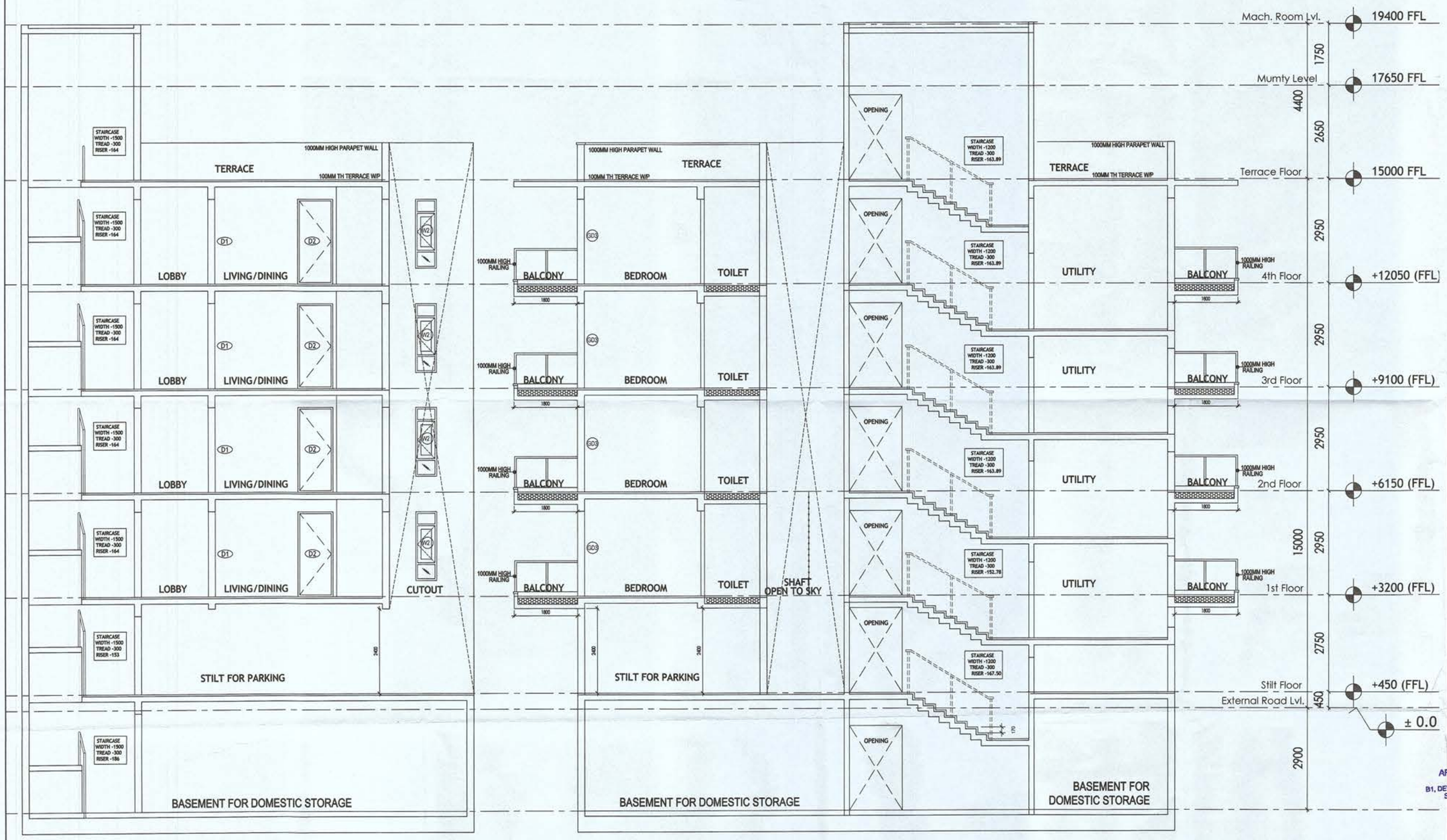


SECTION X-X'

SECTION Y-Y'

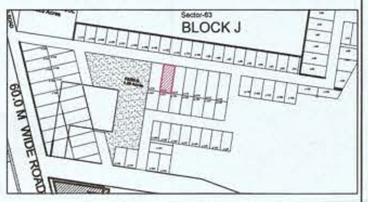


**PLUMBING NOTES :**

1. WASH BASIN TO FLOOR TRAP (FT) 40 OD uPVC PIPE
2. FLOOR DRAIN (FD) TO FLOOR TRAP (FT) 63 OD uPVC WASTE PIPE
3. 110 OD uPVC PIPE USED FOR SOIL & 90 OD uPVC PIPE WASTE
4. (150X150)MM CUT OUT FOR WC PIPE IN FLOOR

**GENERAL NOTES**

1. ALL DIMENSIONS ARE IN MM UNLESS OTHER SPECIFIED.
2. ALL WINDOWS & VENTILATORS ARE OPENABLE.
3. ALL EXTERNAL WALLS ARE 150MM thk. BLOCK WALL & INTERNAL PARTITION WALLS ARE 150MM thk.
4. GATE & BOUNDARY WALL AS PER STANDARD DESIGN.
5. THE RESPONSIBILITY OF THE STRUCTURE DRAWING/ STRUCTURAL STABILITY OF THE BUILDING BLOCK AGAINST EARTHQUAKE SHALL BE SOLELY OF OWNER/ ARCHITECT/ STRUCTURE ENGINEER.

PROJECT TITLE

PROPOSED BUILDING PLAN FOR PLOT NO. J-113 FALLING IN RESIDENTIAL PLOTTED COLONY MEASURING 141.66875 ACRES (LICENSE NO. 64 OF 2010 DATED 21.08.2010) AT BRAHMA CITY, SECTOR-60, 61, 62, 63 & 65, GURUGRAM MANESAR URBAN COMPLEX BEING DEVELOPED BY ADANI BRAHMA SYNERGY PVT. LTD.

| ARCHITECT SIGNATURE | STRUCTURE ENGINEER SIGNATURE | OWNER SIGNATURE |
|---|---|---|
| Pradeep<br>AR. PRADEEP KUMAR<br>CA/2017/84030<br>B1, DEV TOWER, OPP. HUDA OFFICE<br>SECTOR-14, GURUGRAM | Structural Consultant<br>Regd. No. 182<br>Sector-14, Gurugram<br>SHOP NO. 5, DEV TOWER, OPP. HUDA Office | For Adani Brahma Synergy Pvt. Ltd.<br>Authorised Signatory |

DRAWING TITLE

BUILDING SECTIONS
PLOT NO. J-113

SCALE - 1:50

DATE :

DRAWING NO.

SA-S113-100.4

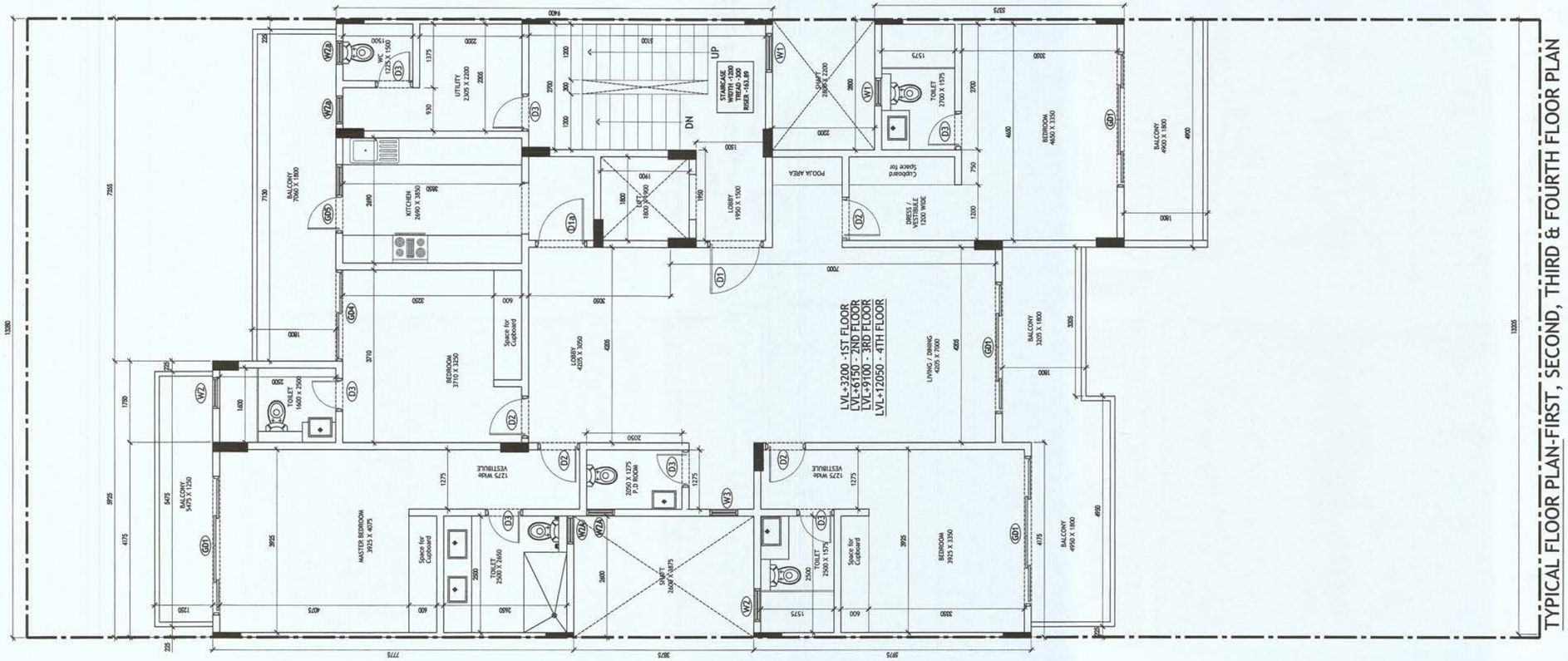


TYPICAL FLOOR PLAN-FIRST, SECOND, THIRD & FOURTH FLOOR PLAN

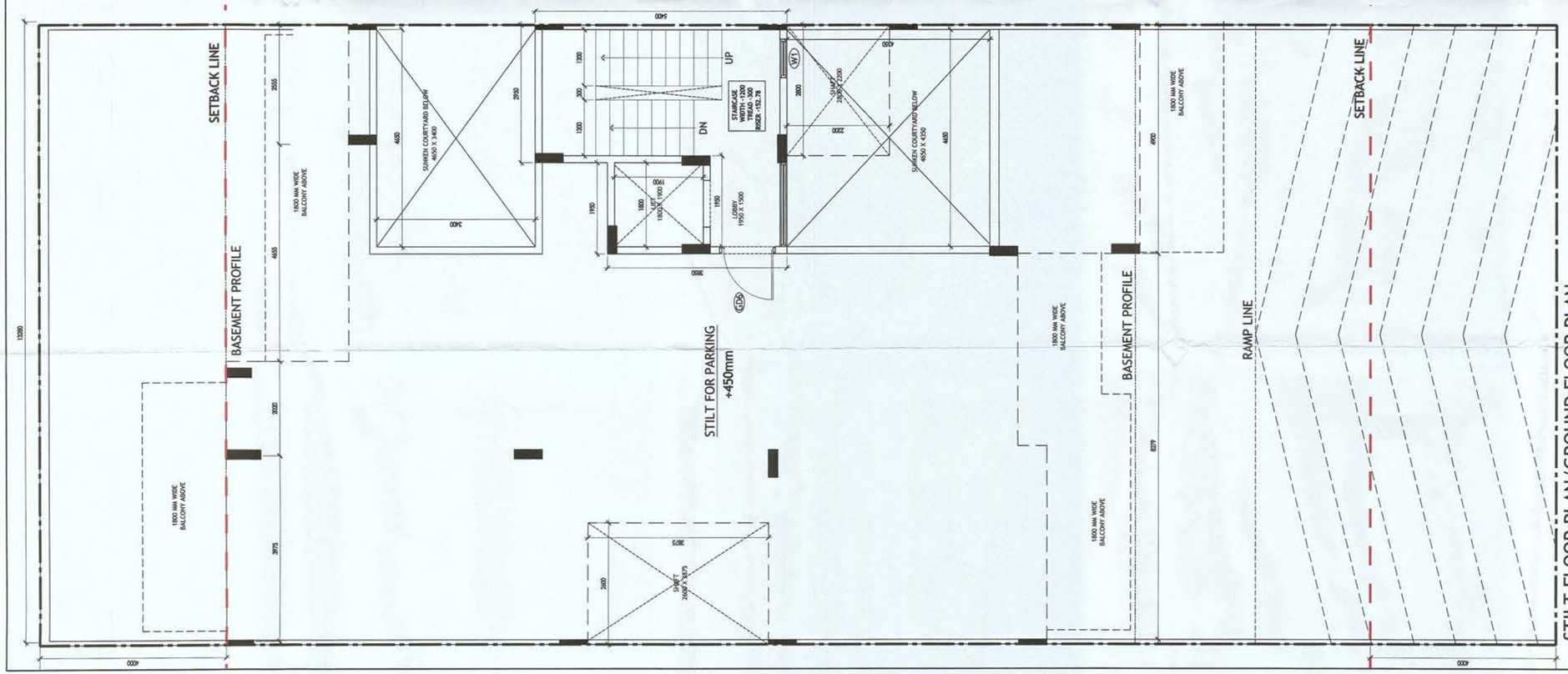


STILT FLOOR PLAN/GROUND FLOOR PLAN

Pradeep
Sanction is Valid For Two Years
Date 18/11/2021 to 17/11/2023

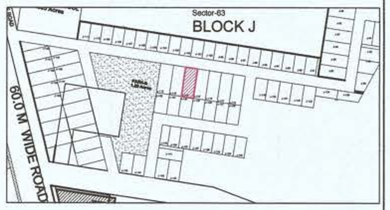


PLUMBING NOTES :

1. WASH BASIN TO FLOOR TRAP (FT) 40 OD uPVC PIPE
2. FLOOR DRAIN (FD) TO FLOOR TRAP (FT) 63 OD uPVC WASTE PIPE
3. 110 OD uPVC PIPE USED FOR SOIL & 90 OD uPVC PIPE WASTE
4. (150X150)MM CUT OUT FOR WC PIPE IN FLOOR

GENERAL NOTES

1. ALL DIMENSIONS ARE IN MM UNLESS OTHER SPECIFIED.
2. ALL WINDOWS & VENTILATORS ARE OPENABLE.
3. ALL EXTERNAL WALLS ARE 150MM thk. BLOCK WALL & INTERNAL PARTITION WALLS ARE 150MM thk.
4. GATE & BOUNDARY WALL AS PER STANDARD DESIGN.
5. THE RESPONSIBILITY OF THE STRUCTURE DRAWING/ STRUCTURAL STABILITY OF THE BUILDING BLOCK AGAINST EARTHQUAKE SHALL BE SOLELY OF OWNER/ ARCHITECT/ STRUCTURE ENGINEER.

PROJECT TITLE

PROPOSED BUILDING PLAN FOR PLOT NO. J-114 FALLING IN RESIDENTIAL PLOTTED COLONY MEASURING 141.66875 ACRES (LICENSE NO. 64 OF 2010 DATED 21.08.2010) AT BRAHMA CITY, SECTOR-60, 61, 62, 63 & 65, GURUGRAM MANESAR URBAN COMPLEX BEING DEVELOPED BY ADANI BRAHMA SYNERGY PVT. LTD.

| ARCHITECT SIGNATURE | STRUCTURE ENGINEER SIGNATURE | OWNER SIGNATURE |
|---|---|---|
| Pradeep<br>AR. PRADEEP KUMAR<br>CA/2017/84030<br>B1, DEV TOWER, OPP. HUDA OFFICE<br>SECTOR-14, GURUGRAM | Structure Consultant<br>Regd. No. 5 B.E. CIVIL<br>Shop No. 5, First Floor, Gupta Complex<br>HUDA Office Sec.-14 Gurugram | For Adani Brahma Synergy Pvt. Ltd.<br>Authorised Signatory |

DRAWING TITLE

BUILDING SANCTION PLAN
PLOT NO. J-114

SCALE - 1:50 | DATE :

DRAWING NO.

SA-S114-100

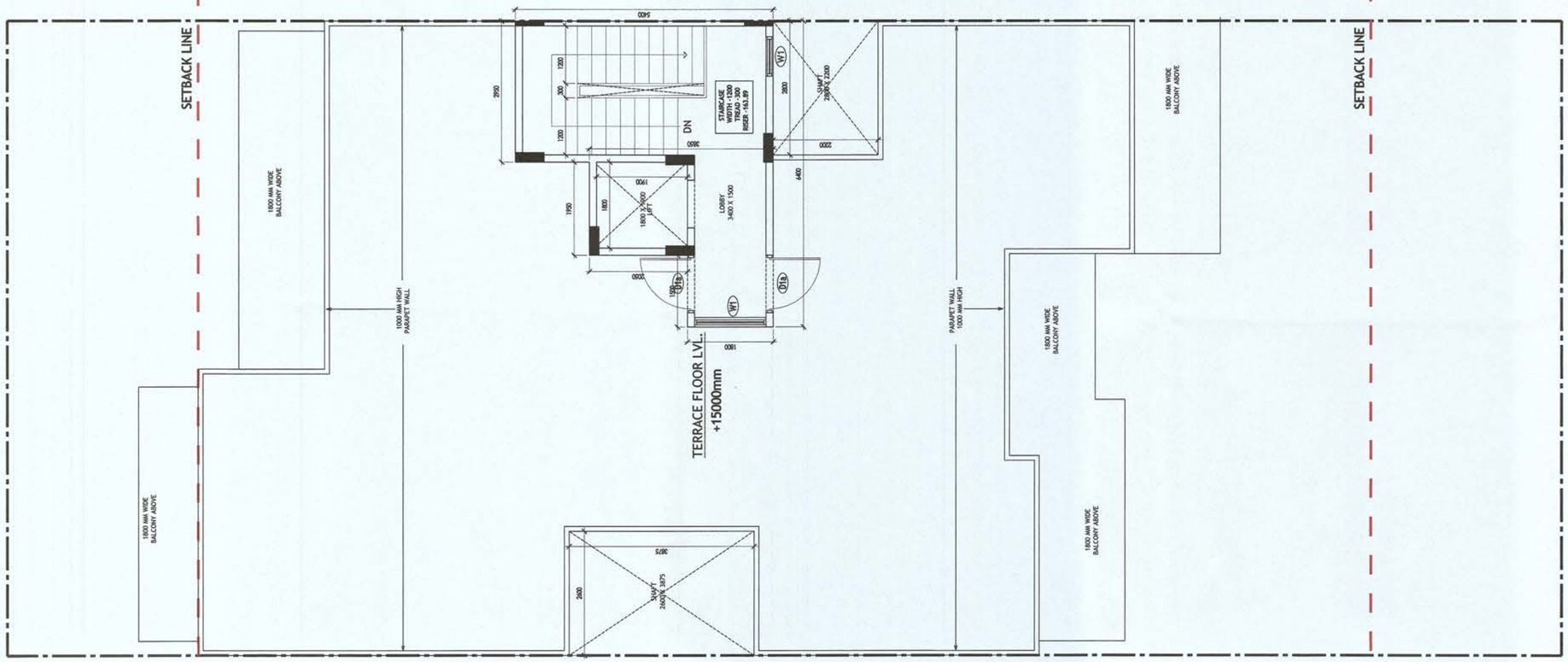


TERRACE PLAN

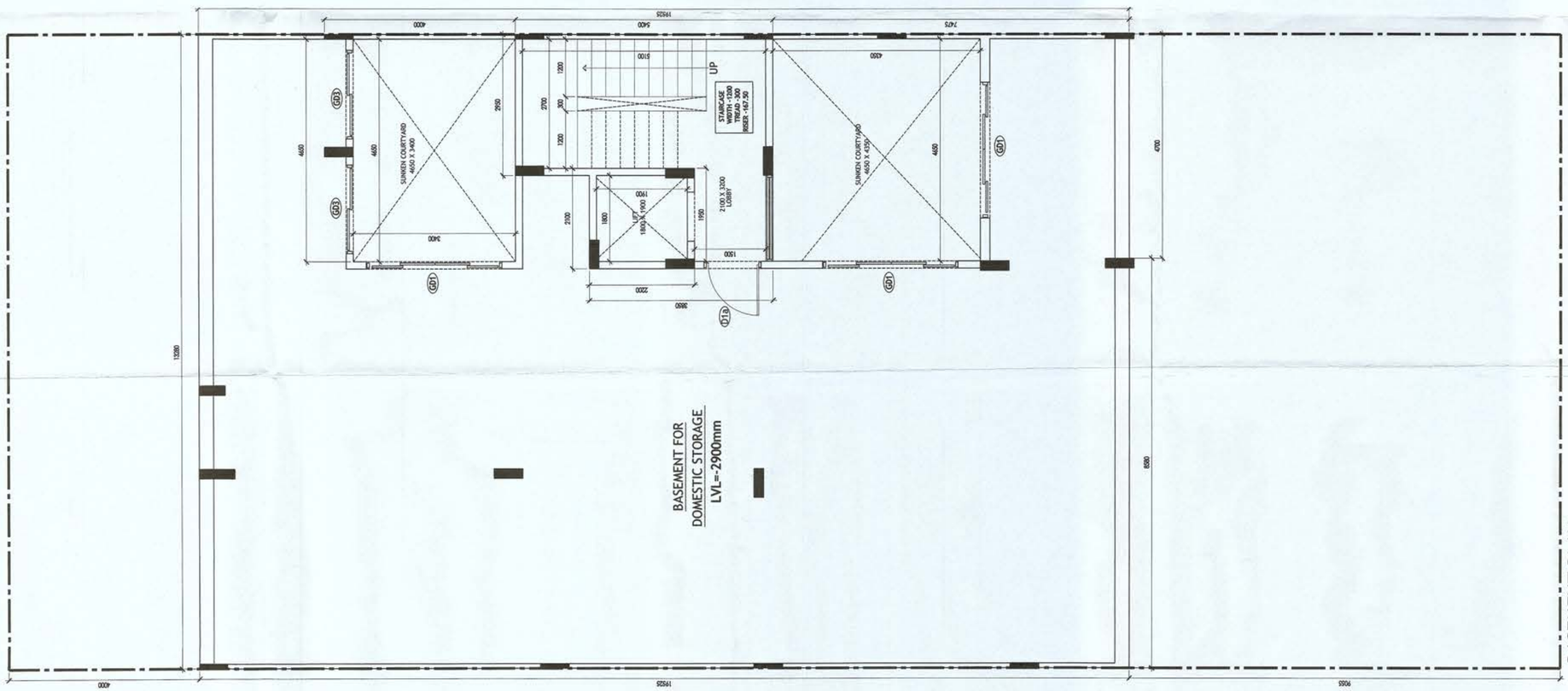


BASEMENT PLAN

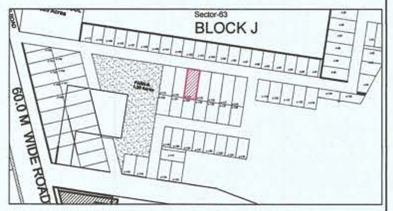


Pradeep
Sanctions Valid For Two Years
Date 18/11/2021 to 17/11/2023

PLUMBING NOTES :

1. WASH BASIN TO FLOOR TRAP (FT) 40 OD uPVC PIPE
2. FLOOR DRAIN (FD) TO FLOOR TRAP (FT) 63 OD uPVC WASTE PIPE
3. 110 OD uPVC PIPE USED FOR SOIL & 90 OD uPVC PIPE WASTE
4. (150X150)MM CUT OUT FOR WC PIPE IN FLOOR

GENERAL NOTES

1. ALL DIMENSIONS ARE IN MM UNLESS OTHER SPECIFIED.
2. ALL WINDOWS & VENTILATORS ARE OPENABLE.
3. ALL EXTERNAL WALLS ARE 150MM thk. BLOCK WALL & INTERNAL PARTITION WALLS ARE 150MM thk.
4. GATE & BOUNDARY WALL AS PER STANDARD DESIGN.
5. THE RESPONSIBILITY OF THE STRUCTURE DRAWING/ STRUCTURAL STABILITY OF THE BUILDING BLOCK AGAINST EARTHQUAKE SHALL BE SOLELY OF OWNER/ ARCHITECT/ STRUCTURE ENGINEER.

PROJECT TITLE

PROPOSED BUILDING PLAN FOR PLOT NO. J-114 FALLING IN RESIDENTIAL PLOTTED COLONY MEASURING 141.66875 ACRES (LICENSE NO. 64 OF 2010 DATED 21.08.2010) AT BRAHMA CITY, SECTOR-60, 61, 62, 63 & 65, GURUGRAM MANESAR URBAN COMPLEX BEbeing DEVELOPED BY ADANI BRAHMA SYNERGY PVT. LTD.

| ARCHITECT SIGNATURE | STRUCTURE ENGINEER SIGNATURE | OWNER SIGNATURE |
|---|---|---|
| Pradeep<br>AR. PRADEEP KUMAR<br>CA/2017/84030<br>U1, NEW TOWER, OPP. HUDA OFFICE<br>SECTOR-14, GURUGRAM | Gurdeep Singh Malik<br>Structural Consultants<br>SR/NO. 5, 2 Floor, Qutab Enclave<br>Sec.-1, Gurgaon<br>HUDA Office | For Adani Brahma Synergy Pvt. Ltd.<br>Authorised Signatory |

DRAWING TITLE

BUILDING SANCTION PLAN
PLOT NO. J-114

SCALE - 1:50

DATE :

DRAWING NO.

SA-S114-100.1

| Area Statement (Typical for J-114 ) | | | |
|---|---|---|---|
| Plot Size- 13.28m x 32.58m | | = | 432.662 Sqm |
| | | | Area Sqm |
| Permissible Ground Coverage | | 60% | 259.597 |
| Achieved Ground Coverage (Table No. -2) | | 47.50% | 205.507 |
| Permissible FAR | | 1.80 | 778.792 |
| Achieved FAR (Table No. -6) | | 1.795 | 776.706 |

**Total Built-Up Area**

| S. No. | Level | Area |
|---|---|---|
| 1 | Basement Floor | 223.255 |
| 2 | Stilt Area | 205.507 |
| 3 | First Floor | 188.317 |
| 4 | Second Floor | 188.317 |
| 5 | Third Floor | 188.317 |
| 6 | Fourth Floor | 188.317 |
| 7 | Mumty & Machine Room Area | 26.138 |
| 8 | Staircase area at First Floor | 13.770 |
| 9 | Staircase Area at Second Floor | 13.770 |
| 10 | Staircase Area at Third Floor | 13.770 |
| 11 | Staircase Area at Fourth Floor | 13.770 |
| | Total | 1264.418 |

**Table -1**

**Basement area Non FAR Area (Dim. In Metre)**

| S. No. | Label | Nos. | Length | Width | Area |
|---|---|---|---|---|---|
| | | (a) | (b) | (c) | (d) =(a)x(b)x(c) |
| 1 | A | 1 | 13.280 | 19.525 | 259.292 |
| DEDUCTIONS | | | | | |
| 2 | 1 | 1 | 4.650 | 3.400 | 15.810 |
| 3 | 2 | 1 | 4.650 | 4.350 | 20.228 |
| G. Total | | | | | 223.255 |

**Table -2**

**Ground Coverage/Stilt floor Non FAR Area (Dim. In Metre)**

| S. No. | Label | Nos. | Length | Width | Area |
|---|---|---|---|---|---|
| | | (a) | (b) | (c) | (d) =(a)x(b)x(c) |
| 1 | A | 1 | 4.175 | 7.775 | 32.461 |
| 2 | B | 1 | 1.750 | 17.000 | 29.750 |
| 3 | C | 1 | 1.575 | 3.875 | 6.103 |
| 4 | D | 1 | 4.175 | 5.975 | 24.946 |
| 5 | E | 1 | 2.455 | 4.950 | 12.152 |
| 6 | F | 1 | 4.900 | 5.375 | 26.338 |
| 7 | G | 1 | 2.100 | 2.200 | 4.620 |
| 8 | H | 1 | 7.355 | 9.400 | 69.137 |
| G. Total | | | | | 205.507 |

**Table -3**

**Stilt FAR Area (Dim. In Metre)**

| S. No. | Label | Nos. | Length | Width | Area |
|---|---|---|---|---|---|
| | | (a) | (b) | (c) | (d) =(a)x(b)x(c) |
| 1 | A | 1 | 2.950 | 5.400 | 15.930 |
| 2 | B | 1 | 1.950 | 3.850 | 7.508 |
| G. Total | | | | | 23.438 |

**Table -3a**

**Stilt Area (Dim. In Metre)**

| S. No. | Stilt Non FAR Area = Ground Coverage - Stilt FAR | Area |
|---|---|---|
| 1 | Ground Coverage | 205.507 |
| 2 | Stilt FAR Area | 23.438 |
| | Difference ( 1-2 ) | 180.809 |

**Table -4**

**Typical Floor FAR Area (Dim. In Metre)**

| S. No. | Label | Nos. | Length | Width | Area |
|---|---|---|---|---|---|
| | | (a) | (b) | (c) | (d) =(a)x(b)x(c) |
| 1 | A | 1 | 4.175 | 7.775 | 32.461 |
| 2 | B | 1 | 1.750 | 17.000 | 29.750 |
| 3 | C | 1 | 1.575 | 3.875 | 6.103 |
| 4 | D | 1 | 4.175 | 5.975 | 24.946 |
| 5 | E | 1 | 2.455 | 4.950 | 12.152 |
| 6 | F | 1 | 4.900 | 5.375 | 26.338 |
| 7 | G | 1 | 2.100 | 2.200 | 4.620 |
| 8 | H | 1 | 7.355 | 9.400 | 69.137 |
| Deductions | | | | | |
| 1 | d1 | -1 | 2.700 | 5.100 | -13.770 |
| 2 | d2 | -1 | 1.800 | 1.900 | -3.420 |
| G. Total | | | | | 188.317 |

**Table -5**

**Terrace Level Non FAR Area (Dim. In Metre)**

| S. No. | Label | Nos. | Length | Width | Area |
|---|---|---|---|---|---|
| | | (a) | (b) | (c) | (d) =(a)x(b)x(c) |
| 1 | A | 1 | 2.950 | 5.400 | 15.930 |
| 2 | B | 1 | 1.950 | 3.850 | 7.508 |
| 3 | C | 1 | 1.500 | 1.800 | 2.700 |
| G. Total | | | | | 26.138 |

**Table -6**

**TOTAL FAR AREA STATEMENT (Dim. In Metre)**

| S. No. | FLOORS | Area |
|---|---|---|
| 1 | Stilt Level | 23.438 |
| 2 | First Floor Plan | 188.317 |
| 3 | Second Floor Plan | 188.317 |
| 4 | Third Floor Plan | 188.317 |
| 5 | Fourth Floor Plan | 188.317 |
| 6 | Terrace/ Mumty (Non FAR) | |
| | G. Total | 776.706 |

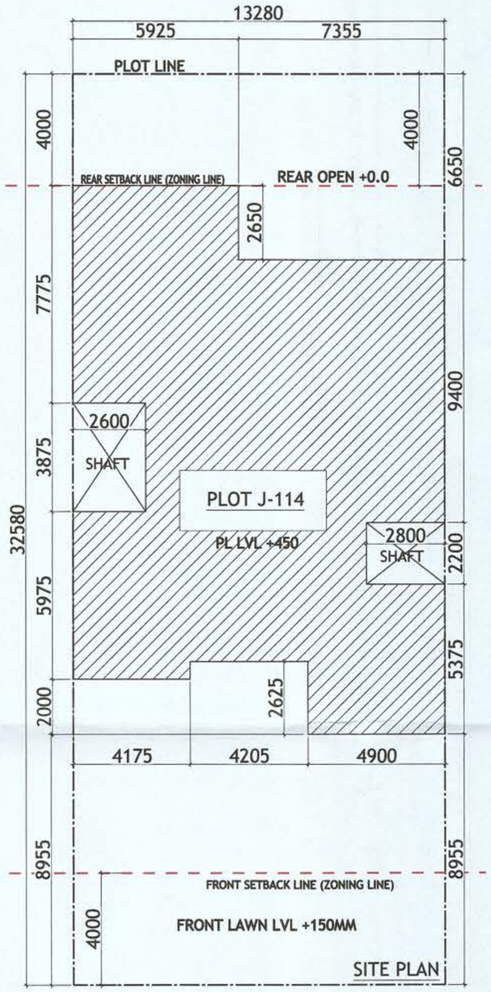


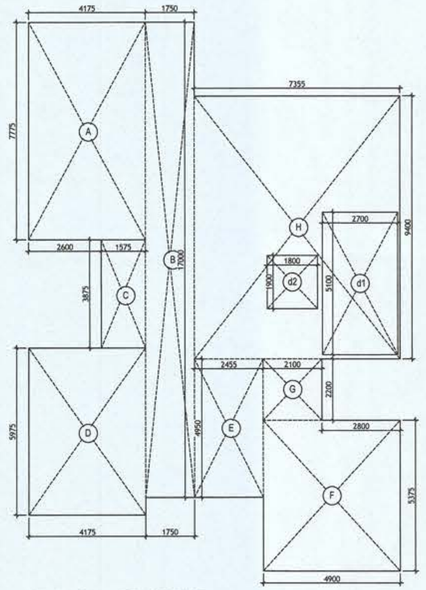


AREA DIAGRAM FOR GROUND COVERAGE/STILT FLOOR & TYPICAL FLOOR FAR AREA
Refer Table - No. 2 & 4

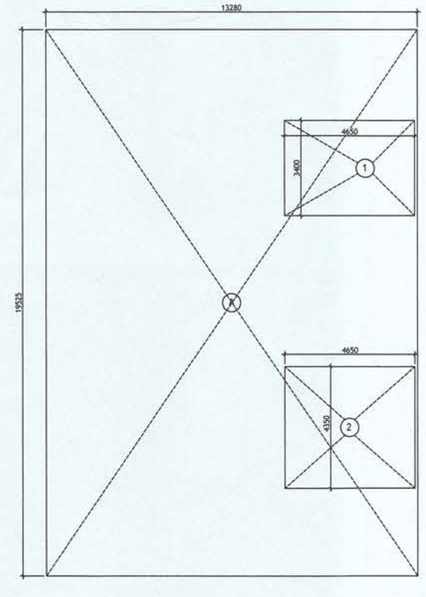


AREA DIAGRAM FOR BASEMENT (NON FAR)
Refer Table - No. 1

Pradeep
Sanction & Valid For Two Years
Date 18/11/2021 to 17/11/2023

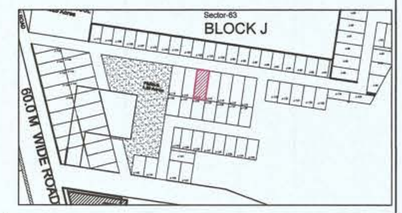


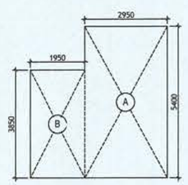


AREA DIAGRAM FOR STILT FLOOR
(Refer Table - No. 3)

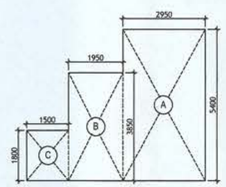


AREA DIAGRAM FOR MUMTI & MACHINE ROOM
Refer Table - No. 5

**Door-Window Schedule**

| S. NO. | No. | Rough Opening | | From Fin. Floor | | |
|---|---|---|---|---|---|---|
| | | Width | Height | Cill | | Lintel |
| 1 | W1 | 750 | 1650 | 1050 | | 2700 |
| 2 | W1a | 1750 | 1550 | 600 | | 2150 |
| 3 | W2 | 600 | 2000 | 450 | | 2450 |
| 4 | W2A | 600 | 1400 | 1050 | | 2450 |
| 5 | W3 | 900 | 1650 | 1050 | | 2450 |
| 6 | W4 | 450 | 1400 | 1050 | | 2450 |
| 7 | GD1 | 2900 | 2450 | 0 | 0 | 2450 |
| 8 | GD2 | 850 | 2450 | 0 | 0 | 2450 |
| 9 | GD3 | 1350 | 2450 | 0 | 0 | 2450 |
| 10 | GD4 | 1780 | 2450 | 0 | 0 | 2450 |
| 11 | GD5 | 1450 | 2450 | 1300 | 1150 | 2450 |
| 12 | GD6 | 750 | 2450 | 0 | 0 | 2450 |
| 13 | D1 | 1200 | 2450 | 0 | | 2450 |
| 14 | D1a | 1100 | 2150 | 0 | | 2150 |
| 15 | D2 | 900 | 2150 | 0 | | 2150 |
| 16 | D3 | 800 | 2150 | 0 | | 2150 |
| 17 | D4 | 1000 | 2150 | 0 | | 2150 |

**PLUMBING NOTES :**

1. WASH BASIN TO FLOOR TRAP (FT) 40 OD uPVC PIPE
2. FLOOR DRAIN (FD) TO FLOOR TRAP (FT) 63 OD uPVC WASTE PIPE
3. 110 OD uPVC PIPE USED FOR SOIL & 90 OD uPVC PIPE WASTE
4. (150X150)MM CUT OUT FOR WC PIPE IN FLOOR

**GENERAL NOTES**

1. ALL DIMENSIONS ARE IN MM UNLESS OTHER SPECIFIED.
2. ALL WINDOWS & VENTILATORS ARE OPENABLE.
3. ALL EXTERNAL WALLS ARE 150MM thk. BLOCK WALL & INTERNAL PARTITION WALLS ARE 150MM thk.
4. GATE & BOUNDARY WALL AS PER STANDARD DESIGN.
5. THE RESPONSIBILITY OF THE STRUCTURE DRAWING/ STRUCTURAL STABILITY OF THE BUILDING BLOCK AGAINST EARTHQUAKE SHALL BE SOLELY OF OWNER/ ARCHITECT/ STRUCTURE ENGINEER.

PROJECT TITLE

PROPOSED BUILDING PLAN FOR PLOT NO. J-114 FALLING IN RESIDENTIAL PLOTTED COLONY MEASURING 141.66875 ACRES (LICENSE NO. 64 OF 2010 DATED 21.08.2010) AT BRAHMA CITY, SECTOR-60, 61, 62, 63 & 65, GURUGRAM MANESAR URBAN COMPLEX BEING DEVELOPED BY ADANI BRAHMA SYNERGY PVT. LTD.

| ARCHITECT SIGNATURE | STRUCTURE ENGINEER SIGNATURE | OWNER SIGNATURE |
|---|---|---|
| AR. PRADEEP KUMAR CA/2017/84030 B1, DEVI TOWER, OPP. HUDA OFFICE SECTOR-14, GURUGRAM | Gurdat Singh Malik Structural Consultant Shop No. 6, Ground Floor, Sector-14 Gurugram HUDA Office | Adani Brahma Synergy Pvt. Ltd. Authorised Signatory |

DRAWING TITLE

BUILDING SANCTION PLAN - AREA CALCULATION PLOT NO. J-114

SCALE - 1:50 | DATE :

DRAWING NO.

SA-S114-100.2

Pradeep
Sanction is Valid For Two Years
Date 18/11/2021 to 17/11/2023

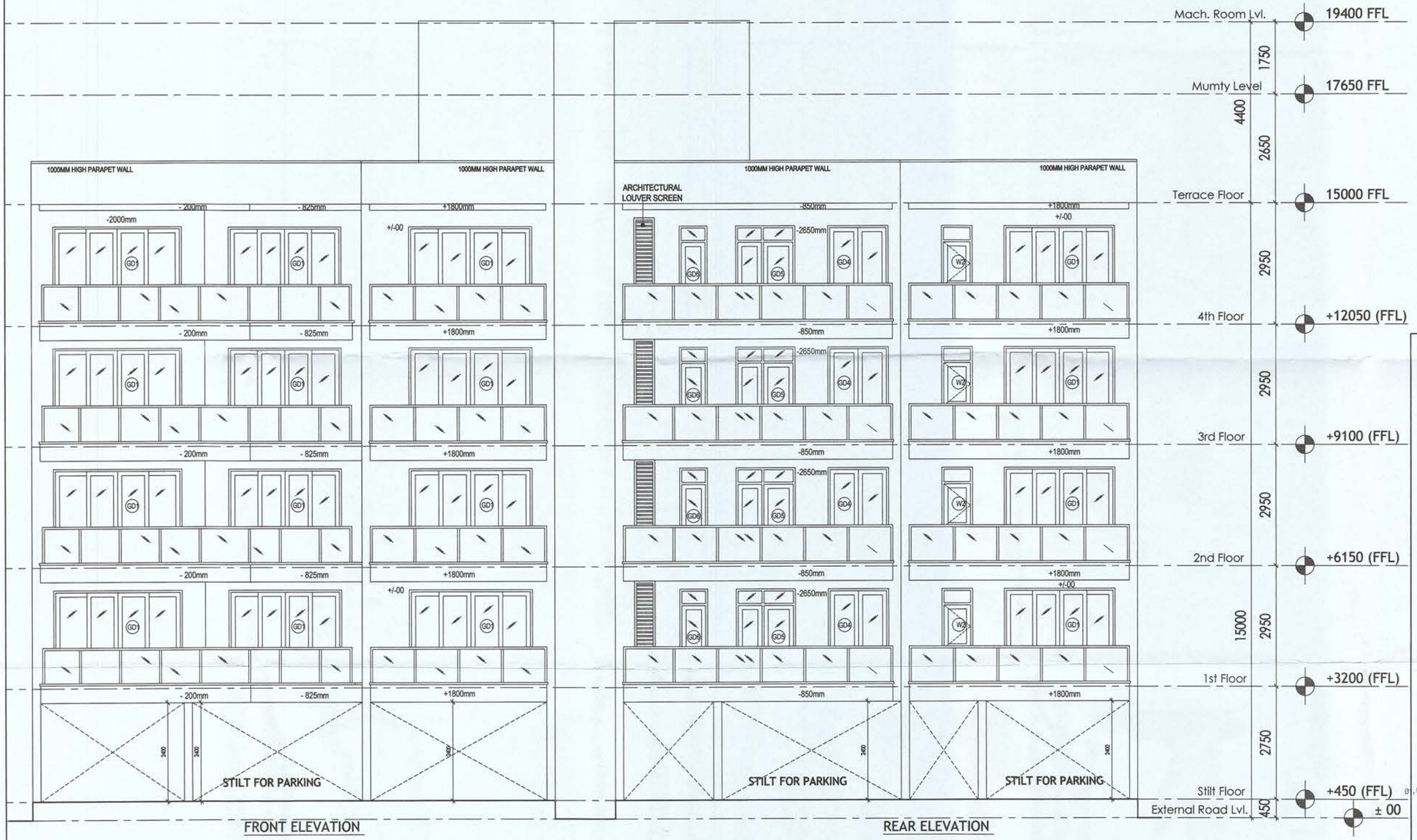


FRONT ELEVATION

REAR ELEVATION

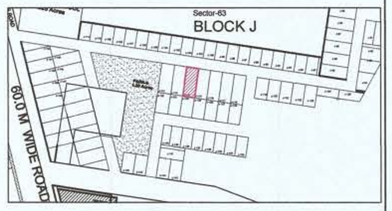


PLUMBING NOTES :

1. WASH BASIN TO FLOOR TRAP (FT) 40 OD uPVC PIPE
2. FLOOR DRAIN (FD) TO FLOOR TRAP (FT) 63 OD uPVC WASTE PIPE
3. 110 OD uPVC PIPE USED FOR SOIL & 90 OD uPVC PIPE WASTE
4. (150X150)MM CUT OUT FOR WC PIPE IN FLOOR

GENERAL NOTES

1. ALL DIMENSIONS ARE IN MM UNLESS OTHER SPECIFIED.
2. ALL WINDOWS & VENTILATORS ARE OPENABLE.
3. ALL EXTERNAL WALLS ARE 150MM thk. BLOCK WALL & INTERNAL PARTITION WALLS ARE 150MM thk.
4. GATE & BOUNDARY WALL AS PER STANDARD DESIGN.
5. THE RESPONSIBILITY OF THE STRUCTURE DRAWING/ STRUCTURAL STABILITY OF THE BUILDING BLOCK AGAINST EARTHQUAKE SHALL BE SOLELY OF OWNER/ ARCHITECT/ STRUCTURE ENGINEER.

PROJECT TITLE

PROPOSED BUILDING PLAN FOR PLOT NO. J-114 FALLING IN RESIDENTIAL PLOTTED COLONY MEASURING 141.66875 ACRES (LICENSE NO. 64 OF 2010 DATED 21.08.2010) AT BRAHMA CITY, SECTOR-60, 61, 62, 63 & 65, GURUGRAM MANESAR URBAN COMPLEX BEING DEVELOPED BY ADANI BRAHMA SYNERGY PVT. LTD.

| ARCHITECT SIGNATURE | STRUCTURE ENGINEER SIGNATURE | OWNER SIGNATURE |
|---|---|---|
| Pradeep<br>AR. PRADEEP KUMAR<br>CA/2017/84030<br>B1, DEV TOWER, OPP. HUDA OFFICE<br>SECTOR-14, GURUGRAM | Jaydat Singh Mehta<br>Structural Consultant<br>B.E. Civil<br>Regd. No. 3637<br>Shop No. 5, 6 Floor, Gupta Complex<br>HUDA Office Sec-14, Gurugram | For Adani Brahma Synergy Pvt. Ltd.<br>Authorised Signatory |

DRAWING TITLE

BUILDING SECTIONS
PLOT NO. J-114

SCALE - 1:50 | DATE :

DRAWING NO.
SA-S114-100.3

Pradeep
Sanction & Valid For Two Years
Date 18/11/2021 to 17/11/2023

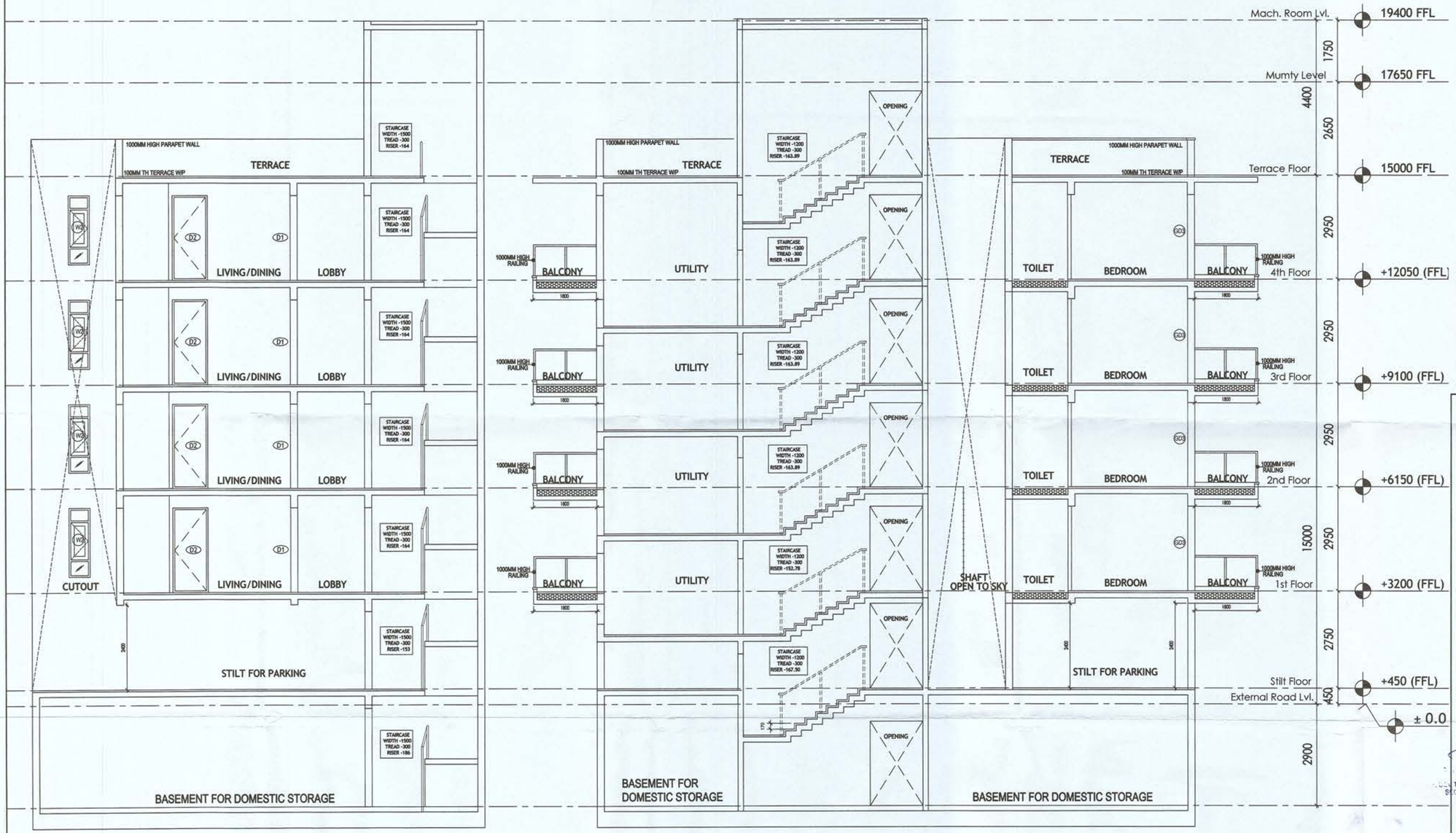


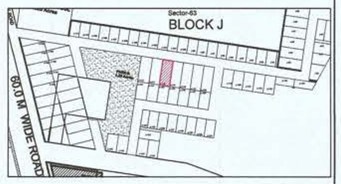


PLUMBING NOTES :

1. WASH BASIN TO FLOOR TRAP (FT) 40 OD uPVC PIPE
2. FLOOR DRAIN (FD) TO FLOOR TRAP (FT) 63 OD uPVC WASTE PIPE
3. 110 OD uPVC PIPE USED FOR SOIL & 90 OD uPVC PIPE WASTE
4. (150X150)MM CUT OUT FOR WC PIPE IN FLOOR

GENERAL NOTES

1. ALL DIMENSIONS ARE IN MM UNLESS OTHER SPECIFIED.
2. ALL WINDOWS & VENTILATORS ARE OPENABLE.
3. ALL EXTERNAL WALLS ARE 150MM thk. BLOCK WALL & INTERNAL PARTITION WALLS ARE 150MM thk.
4. GATE & BOUNDARY WALL AS PER STANDARD DESIGN.
5. THE RESPONSIBILITY OF THE STRUCTURE DRAWING/ STRUCTURAL STABILITY OF THE BUILDING BLOCK AGAINST EARTHQUAKE SHALL BE SOLELY OF OWNER/ ARCHITECT/ STRUCTURE ENGINEER.

PROJECT TITLE

PROPOSED BUILDING PLAN FOR PLOT NO. J-114 FALLING IN RESIDENTIAL PLOTTED COLONY MEASURING 141.66875 ACRES (LICENSE NO. 64 OF 2010 DATED 21.08.2010) AT BRAHMA CITY, SECTOR-60, 61, 62, 63 & 65, GURUGRAM MANESAR URBAN COMPLEX BEING DEVELOPED BY ADANI BRAHMA SYNERGY PVT. LTD.

| ARCHITECT SIGNATURE | STRUCTURE ENGINEER SIGNATURE | OWNER SIGNATURE |
|---|---|---|
| Pradeep<br>PRADEEP KUMAR<br>CA/2017/84030<br>TOWER, OPP. HUDA OFFICE<br>SECTOR-14, GURUGRAM | Structural Consultants<br>Regd. Office:<br>SCO No. 5, Ground Floor<br>HUDA Office Sector-14, Gurugram | Adani Brahma Synergy Pvt. Ltd.<br>Authorised Signatory |

DRAWING TITLE

BUILDING SECTIONS
PLOT NO. J-114

SCALE - 1:50 | DATE :

DRAWING NO.

SA-S114-100.4

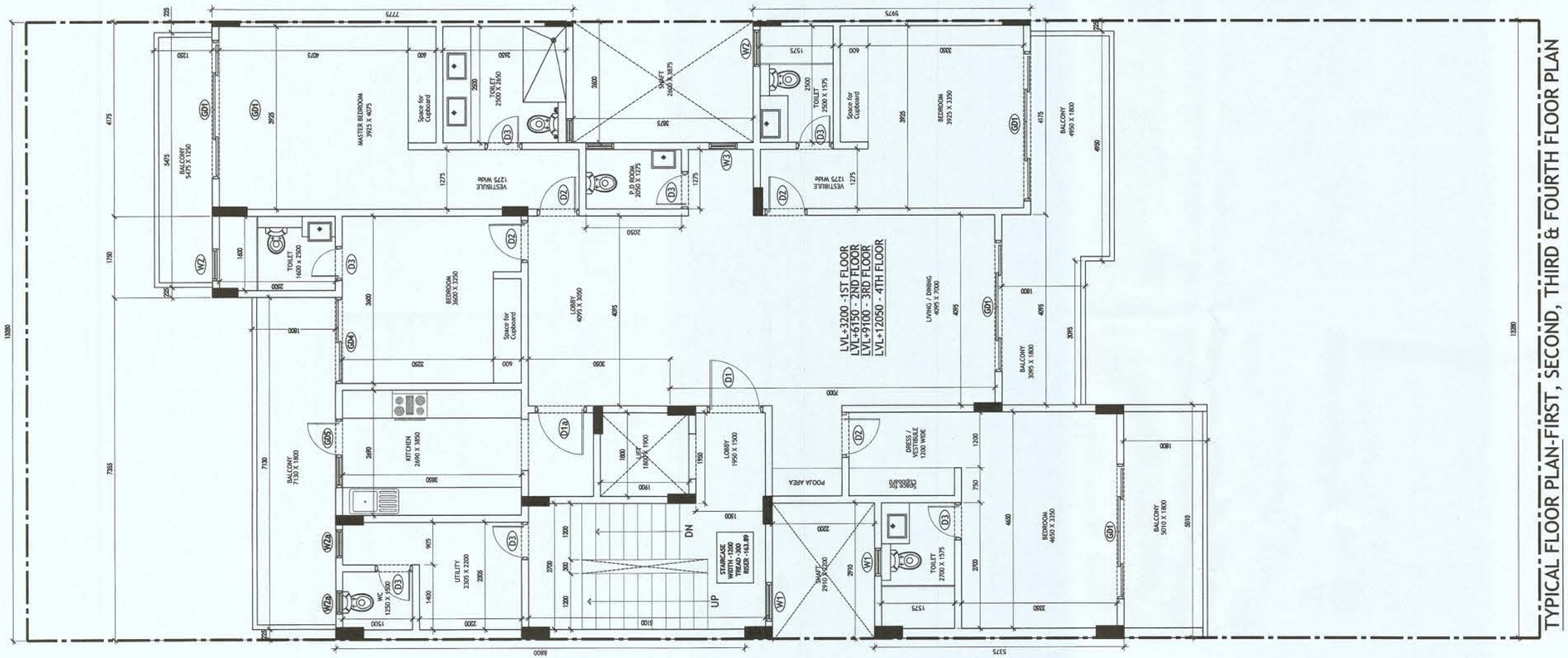


TYPICAL FLOOR PLAN-FIRST, SECOND, THIRD & FOURTH FLOOR PLAN

Sanction is Valid For Two Years
Date 19/11/2021 to 17/11/2023

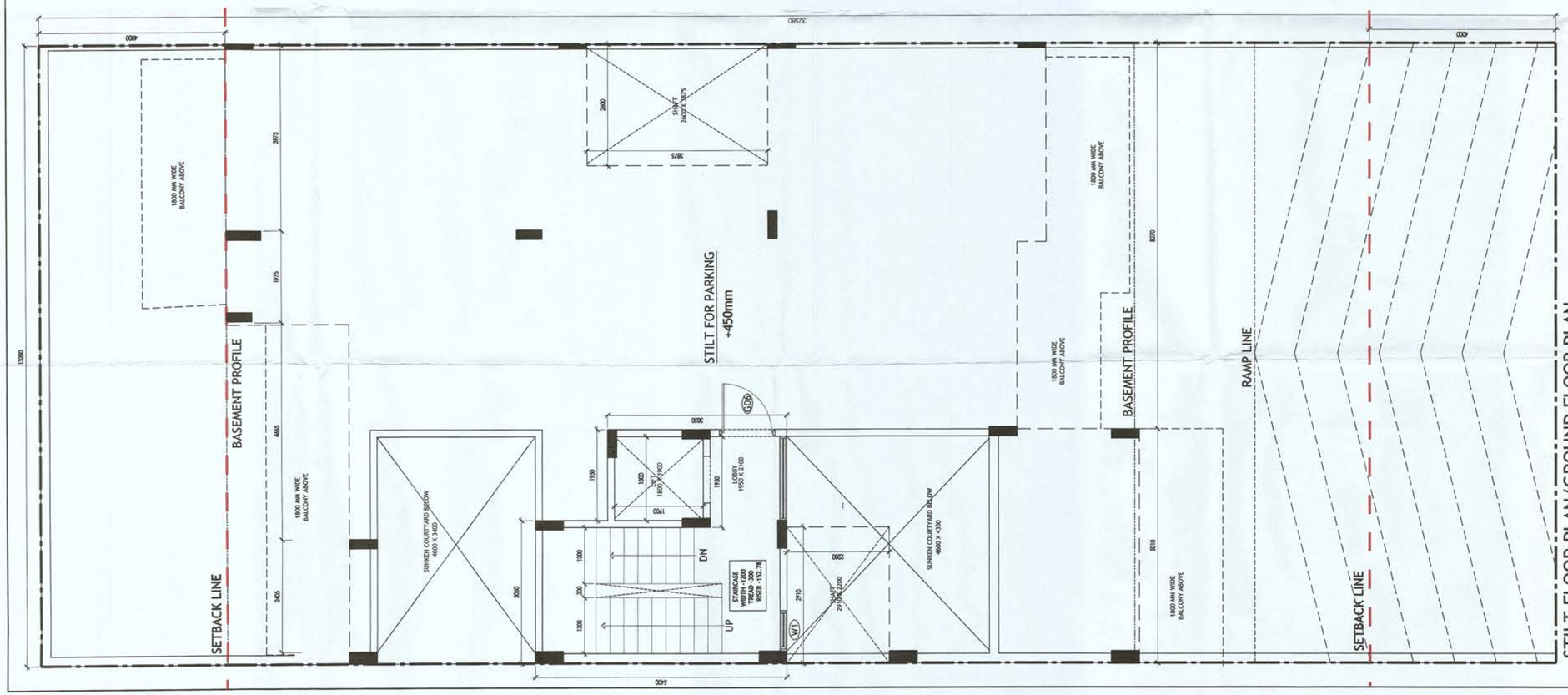


STILT FLOOR PLAN/GROUND FLOOR PLAN

PLUMBING NOTES :

1. WASH BASIN TO FLOOR TRAP (FT) 40 OD uPVC PIPE
2. FLOOR DRAIN (FD) TO FLOOR TRAP (FT) 63 OD uPVC WASTE PIPE
3. 110 OD uPVC PIPE USED FOR SOIL & 90 OD uPVC PIPE WASTE
4. (150X150)MM CUT OUT FOR WC PIPE IN FLOOR

GENERAL NOTES

1. ALL DIMENSIONS ARE IN MM UNLESS OTHER SPECIFIED.
2. ALL WINDOWS & VENTILATORS ARE OPENABLE.
3. ALL EXTERNAL WALLS ARE 150 MM thk. BLOCK WALL & INTERNAL PARTITION WALLS ARE 150 MM thk.
4. GATE & BOUNDARY WALL AS PER STANDARD DESIGN.
5. THE RESPONSIBILITY OF THE STRUCTURE DRAWING/ STRUCTURAL STABILITY OF THE BUILDING BLOCK AGAINST EARTHQUAKE SHALL BE SOLELY OF OWNER/ ARCHITECT/ STRUCTURE ENGINEER.

PROJECT TITLE

PROPOSED BUILDING PLAN FOR PLOT NO. J-115 FALLING IN RESIDENTIAL PLOTTED COLONY MEASURING 141.66875 ACRES (LICENSE NO. 64 OF 2010 DATED 21.08.2010) AT BRAHMA CITY, SECTOR-60, 61, 62, 63 & 65, GURUGRAM MANESAR URBAN COMPLEX BEING DEVELOPED BY ADANI BRAHMA SYNERGY PVT. LTD.

| ARCHITECT SIGNATURE | STRUCTURE ENGINEER SIGNATURE | OWNER SIGNATURE |
|---|---|---|
| AR. PRADEEP KUMAR CA/2017/84030 81, DEV TOWER, OPP. HUDA OFFICE SECTOR-14, GURUGRAM | Gurdat Singh Mahla Structural Consultants B.E. Civil Regd. No.957 Shop no. 5, F Floor, Gupta Complex HUDA Office Sec -14 Gurgaon | For Adani Brahma Synergy Pvt. Ltd. Authorised Signatory |

DRAWING TITLE

BUILDING SANCTION PLAN
PLOT NO. J-115

SCALE - 1:50 | DATE :

DRAWING NO.

SA-S115-100

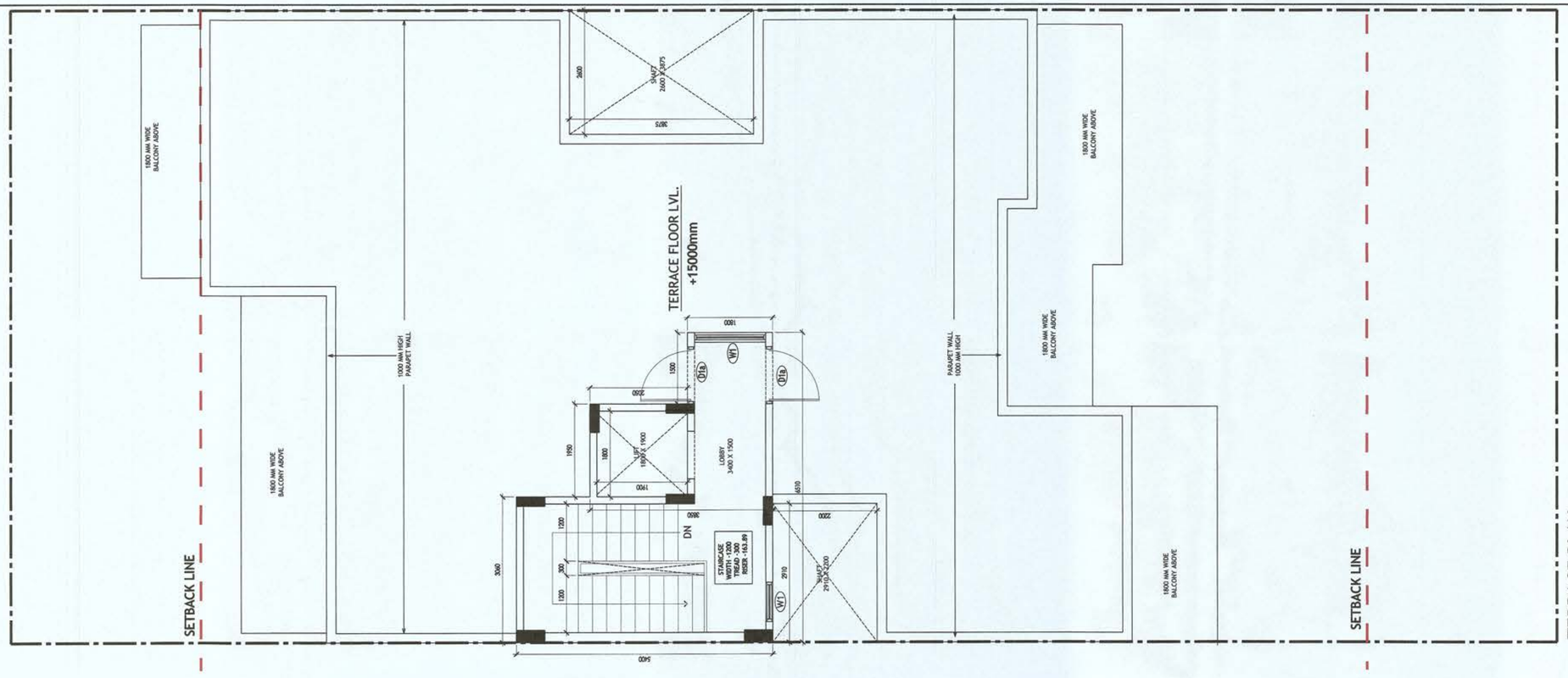


TERRACE PLAN

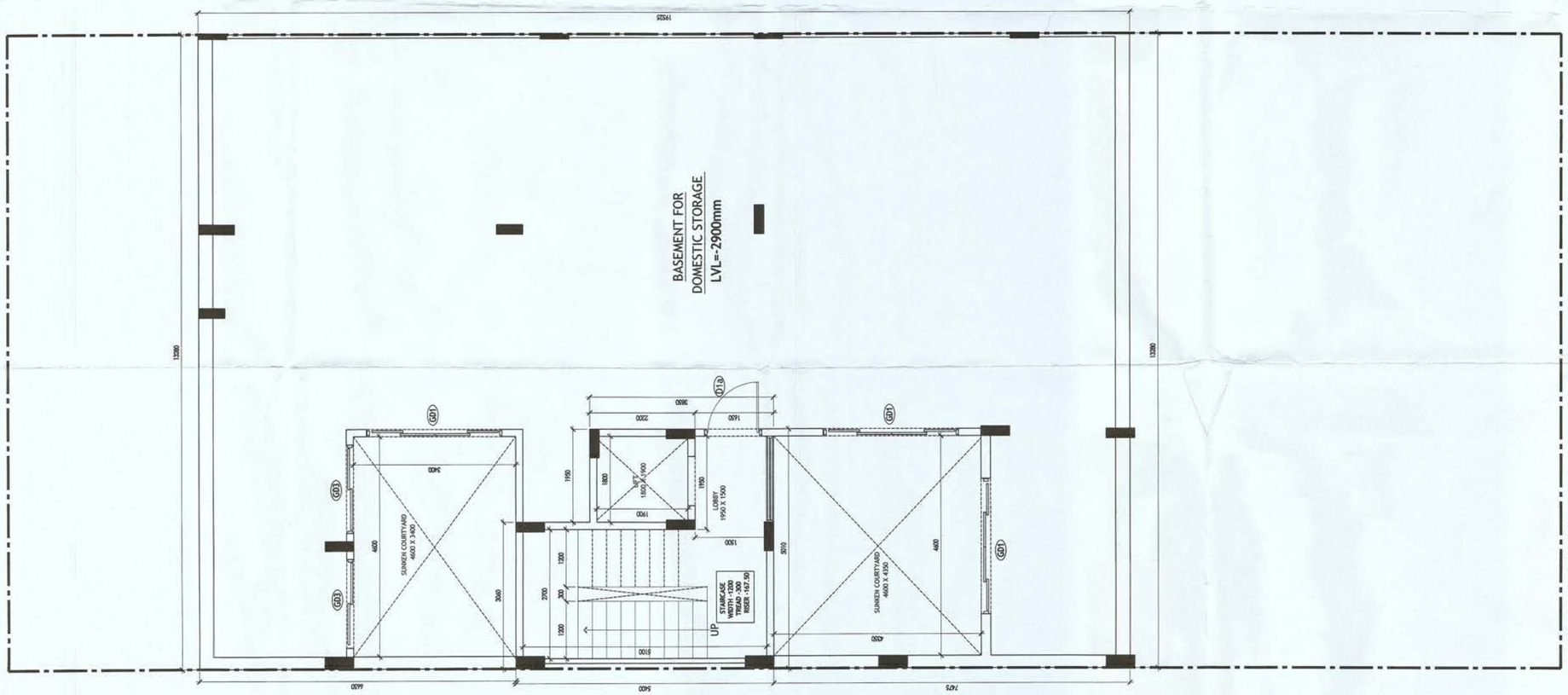


BASEMENT PLAN

Pradeep
Sanction & Valid For Two Years
Date 19/11/2021 to 17/11/2023

PLUMBING NOTES :

1. WASH BASIN TO FLOOR TRAP (FT) 40 OD uPVC PIPE
2. FLOOR DRAIN (FD) TO FLOOR TRAP (FT) 63 OD uPVC WASTE PIPE
3. 110 OD uPVC PIPE USED FOR SOIL & 90 OD uPVC PIPE WASTE
4. (150X150)MM CUT OUT FOR WC PIPE IN FLOOR

GENERAL NOTES

1. ALL DIMENSIONS ARE IN MM UNLESS OTHER SPECIFIED.
2. ALL WINDOWS & VENTILATORS ARE OPENABLE.
3. ALL EXTERNAL WALLS ARE 150 MM thk. BLOCK WALL & INTERNAL PARTITION WALLS ARE 150 MM thk.
4. GATE & BOUNDARY WALL AS PER STANDARD DESIGN.
5. THE RESPONSIBILITY OF THE STRUCTURE DRAWING/ STRUCTURAL STABILITY OF THE BUILDING BLOCK AGAINST EARTHQUAKE SHALL BE SOLELY OF OWNER/ ARCHITECT/ STRUCTURE ENGINEER.

PROJECT TITLE

PROPOSED BUILDING PLAN FOR PLOT NO. J-115 FALLING IN RESIDENTIAL PLOTTED COLONY MEASURING 141.66875 ACRES (LICENSE NO. 64 OF 2010 DATED 21.08.2010) AT BRAHMA CITY, SECTOR-60, 61, 62, 63 & 65, GURUGRAM MANESAR URBAN COMPLEX BEING DEVELOPED BY ADANI BRAHMA SYNERGY PVT. LTD.

| ARCHITECT SIGNATURE | STRUCTURE ENGINEER SIGNATURE | OWNER SIGNATURE |
|---|---|---|
| Pradeep<br>AR. PRADEEP KUMAR<br>CA/2017/84030<br>B1, DEV TOWER, OPP. HUDA OFFICE<br>SECTOR-14, GURUGRAM<br>Mob. | Gurdat Singh Malik<br>Structural Consultants<br>B.E. Civil<br>Regd. No.967<br>Shop No. 5, F.Floor, Gupta Complex<br>HUDA Office Sec.-14 Gurgaon | For Adani Brahma Synergy Pvt. Ltd.<br>Authorised Signatory |

DRAWING TITLE

BUILDING SANCTION PLAN
PLOT NO. J-115

SCALE - 1:50 | DATE :

DRAWING NO.

SA-S115-100.1

| Area Statement (Typical for J-115 ) | | | |
|---|---|---|---|
| Plot Size:- | 13.28m x 32.58m | = | 432.662 Sqm |
| | | | Area Sqm |
| Permissible Ground Coverage | | 60% | 259.597 |
| Achieved Ground Coverage (Table No. -2) | | 47.51% | 205.554 |
| | | | |
| Permissible FAR | | 1.80 | 778.792 |
| Achieved FAR (Table No. -6) | | 1.797 | 777.488 |

**Total Built-Up Area**

| S. No. | Level | Area |
|---|---|---|
| 1 | Basement Floor | 223.642 |
| 2 | Stilt Area | 205.554 |
| 3 | First Floor | 188.364 |
| 4 | Second Floor | 188.364 |
| 5 | Third Floor | 188.364 |
| 6 | Fourth Floor | 188.364 |
| 7 | Mumty & Machine Room Area | 26.732 |
| 8 | Staircase area at First Floor | 13.770 |
| 9 | Staircase Area at Second Floor | 13.770 |
| 10 | Staircase Area at Third Floor | 13.770 |
| 11 | Staircase Area at Fourth Floor | 13.770 |
| | Total | 1264.464 |

**Table -1**
**Basement area Non FAR Area (Dim. In Metre)**

| S. No. | Label | Nos. | Length | Width | Area |
|---|---|---|---|---|---|
| | | (a) | (b) | (c) | (d) =(a)x(b)x(c) |
| 1 | A | 1 | 13.280 | 19.525 | 259.292 |
| DEDUCTION | | | | | |
| 2 | 1 | 1 | 4.600 | 3.400 | 15.640 |
| 3 | 2 | 1 | 4.600 | 4.350 | 20.010 |
| | | | | | |
| G. Total | | | | | 223.642 |

**Table -2**
**Ground Coverage/Stilt floor Non FAR Area (Dim. In Metre)**

| S. No. | Label | Nos. | Length | Width | Area |
|---|---|---|---|---|---|
| | | (a) | (b) | (c) | (d) =(a)x(b)x(c) |
| 1 | A | 1 | 4.175 | 7.775 | 32.461 |
| 2 | B | 1 | 1.750 | 17.000 | 29.750 |
| 3 | C | 1 | 1.575 | 3.875 | 6.103 |
| 4 | D | 1 | 4.175 | 5.975 | 24.946 |
| 5 | E | 1 | 2.345 | 4.950 | 11.608 |
| 6 | F | 1 | 5.010 | 5.375 | 26.929 |
| 7 | G | 1 | 2.100 | 2.200 | 4.620 |
| 8 | H | 1 | 7.355 | 9.400 | 69.137 |
| G. Total | | | | | 205.554 |

**Table -3**
**Stilt FAR Area (Dim. In Metre)**

| S. No. | Label | Nos. | Length | Width | Area |
|---|---|---|---|---|---|
| | | (a) | (b) | (c) | (d) =(a)x(b)x(c) |
| 1 | A | 1 | 3.060 | 5.400 | 16.524 |
| 2 | B | 1 | 1.950 | 3.850 | 7.508 |
| G. Total | | | | | 24.032 |

**Table -3a**
**Stilt Area (Dim. In Metre)**

| S. No. | Stilt Non FAR Area = Ground Coverage - Stilt FAR | Area |
|---|---|---|
| 1 | Ground Coverage | 205.554 |
| 2 | Stilt FAR Area | 24.032 |
| | Difference ( 1-2 ) | 180.262 |

**Table -4**
**Typical Floor FAR Area (Dim. In Metre)**

| S. No. | Label | Nos. | Length | Width | Area |
|---|---|---|---|---|---|
| | | (a) | (b) | (c) | (d) =(a)x(b)x(c) |
| 1 | A | 1 | 4.175 | 7.775 | 32.461 |
| 2 | B | 1 | 1.750 | 17.000 | 29.750 |
| 3 | C | 1 | 1.575 | 3.875 | 6.103 |
| 4 | D | 1 | 4.175 | 5.975 | 24.946 |
| 5 | E | 1 | 2.345 | 4.950 | 11.608 |
| 6 | F | 1 | 5.010 | 5.375 | 26.929 |
| 7 | G | 1 | 2.100 | 2.200 | 4.620 |
| 8 | H | 1 | 7.355 | 9.400 | 69.137 |
| Deductions | | | | | |
| 1 | d1 | -1 | 2.700 | 5.100 | -13.770 |
| 2 | d2 | -1 | 1.800 | 1.900 | -3.420 |
| G. Total | | | | | 188.364 |

**Table -5**
**Terrace Level Non FAR Area (Dim. In Metre)**

| S. No. | Label | Nos. | Length | Width | Area |
|---|---|---|---|---|---|
| | | (a) | (b) | (c) | (d) =(a)x(b)x(c) |
| 1 | A | 1 | 3.060 | 5.400 | 16.524 |
| 2 | B | 1 | 1.950 | 3.850 | 7.508 |
| 3 | C | 1 | 1.500 | 1.800 | 2.700 |
| G. Total | | | | | 26.732 |

**Table -6**
**TOTAL FAR AREA STATEMENT (Dim. In Metre)**

| S. No. | FLOORS | Area |
|---|---|---|
| 1 | Stilt Level | 24.032 |
| 2 | First Floor Plan | 188.364 |
| 3 | Second Floor Plan | 188.364 |
| 4 | Third Floor Plan | 188.364 |
| 5 | Fourth Floor Plan | 188.364 |
| 6 | Terrace/ Mumty (Non FAR) | |
| G. Total | | 777.488 |

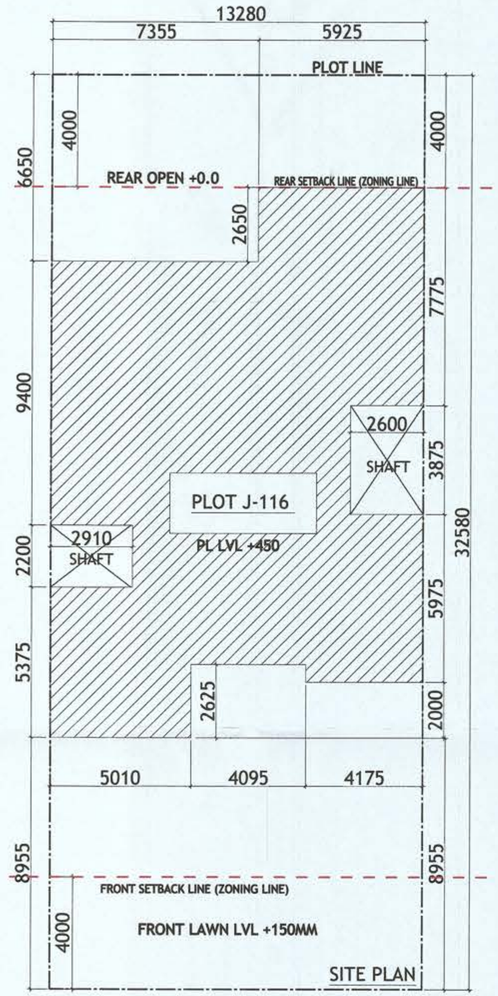


SITE PLAN

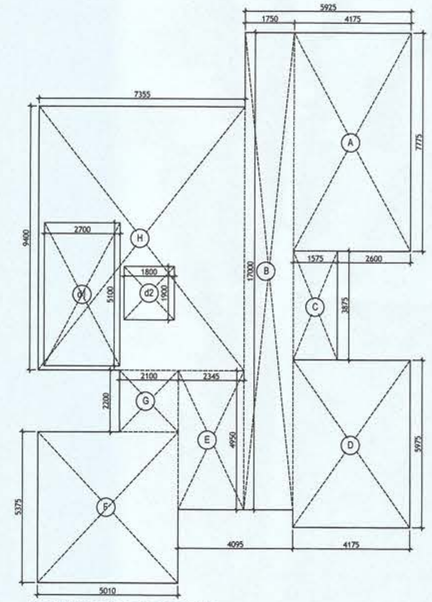

AREA DIAGRAM FOR GROUND COVERAGE/STILT FLOOR & TYPICAL FLOOR FAR AREA
Refer Table - No. 2 & 4

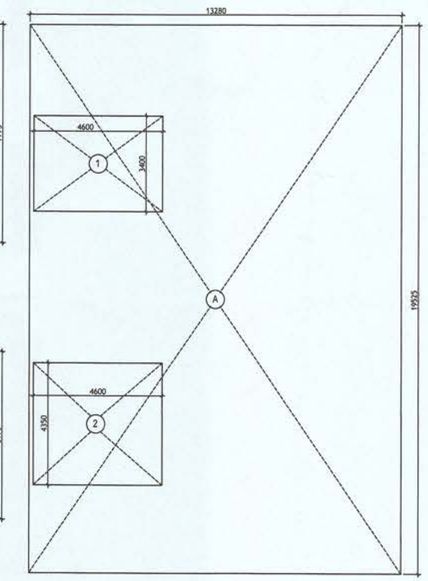

AREA DIAGRAM FOR BASEMENT (NON FAR)
Refer Table - No. 1

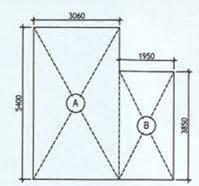

AREA DIAGRAM FOR STILT FLOOR
(Refer Table - No. 3)

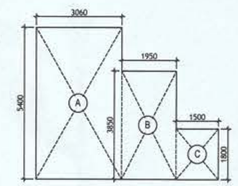

AREA DIAGRAM FOR MUMTI & MACHINE ROOM
Refer Table - No. 5

**Door-Window Schedule**

| S. NO. | No. | Rough Opening | | From Fin. Floor | |
|---|---|---|---|---|---|
| | | Width | Height | Cill | Lintel |
| 1 | W1 | 750 | 1650 | 1050 | 2700 |
| 2 | W1a | 1750 | 1550 | 600 | 2150 |
| 3 | W2 | 600 | 2000 | 450 | 2450 |
| 4 | W2A | 600 | 1400 | 1050 | 2450 |
| 5 | W3 | 900 | 1650 | 1050 | 2450 |
| 6 | W4 | 450 | 1400 | 1050 | 2450 |
| 7 | GD1 | 2900 | 2450 | 0 0 | 2450 |
| 8 | GD2 | 850 | 2450 | 0 0 | 2450 |
| 9 | GD3 | 1350 | 2450 | 0 0 | 2450 |
| 10 | GD4 | 1780 | 2450 | 0 0 | 2450 |
| 11 | GD5 | 1450 | 2450 | 1300 1150 | 2450 |
| 12 | GD6 | 750 | 2450 | 0 0 | 2450 |
| 13 | D1 | 1200 | 2450 | 0 | 2450 |
| 14 | D1a | 1100 | 2150 | 0 | 2150 |
| 15 | D2 | 900 | 2150 | 0 | 2150 |
| 16 | D3 | 800 | 2150 | 0 | 2150 |
| 17 | D4 | 1000 | 2150 | 0 | 2150 |

Pradeep
Sanction & Valid For Two Years
Date 18/11/2021 to 17/11/2023

PLUMBING NOTES :

1. WASH BASIN TO FLOOR TRAP (FT) 40 OD uPVC PIPE
2. FLOOR DRAIN (FD) TO FLOOR TRAP (FT) 63 OD uPVC WASTE PIPE
3. 110 OD uPVC PIPE USED FOR SOIL & 90 OD uPVC PIPE WASTE
4. (150X150)MM CUT OUT FOR WC PIPE IN FLOOR

GENERAL NOTES

1. ALL DIMENSIONS ARE IN MM UNLESS OTHER SPECIFIED.
2. ALL WINDOWS & VENTILATORS ARE OPENABLE.
3. ALL EXTERNAL WALLS ARE 150 MM thk. BLOCK WALL & INTERNAL PARTITION WALLS ARE 150 MM thk.
4. GATE & BOUNDARY WALL AS PER STANDARD DESIGN.
5. THE RESPONSIBILITY OF THE STRUCTURE DRAWING/ STRUCTURAL STABILITY OF THE BUILDING BLOCK AGAINST EARTHQUAKE SHALL BE SOLELY OF OWNER/ ARCHITECT/ STRUCTURE ENGINEER.

PROJECT TITLE

PROPOSED BUILDING PLAN FOR PLOT NO. J-115 FALLING IN RESIDENTIAL PLOTTED COLONY MEASURING 141.66875 ACRES (LICENSE NO. 64 OF 2010 DATED 21.08.2010) AT BRAHMA CITY, SECTOR-60, 61, 62, 63 & 65, GURUGRAM MANESAR URBAN COMPLEX BEING DEVELOPED BY ADANI BRAHMA SYNERGY PVT. LTD.

| ARCHITECT SIGNATURE | STRUCTURE ENGINEER SIGNATURE | OWNER SIGNATURE |
|---|---|---|
| Pradeep<br>AR. PRADEEP KUMAR<br>CA/2017/84030<br>B-6, DEV TOWER, OPP. HUDA OFFICE<br>SECTOR-14, GURUGRAM | For Adani Brahma Synergy Pvt. Ltd.<br>Authorised Signatory<br>Gurdat Singh Malik<br>Structural Consultants<br>B.E. Civil<br>Regd. No 867<br>Shop No. 5, F Floor, Gupta Complex<br>HUDA Office Sec -14 Gurgaon | |

DRAWING TITLE

BUILDING SANCTION PLAN - AREA CALCULATION PLOT NO. J-115

SCALE - 1:50 | DATE :

DRAWING NO.

SA-S115-100.2

Pradeep
Sanction & Valid For Two Years
Date 18/11/2021 to 17/11/2023

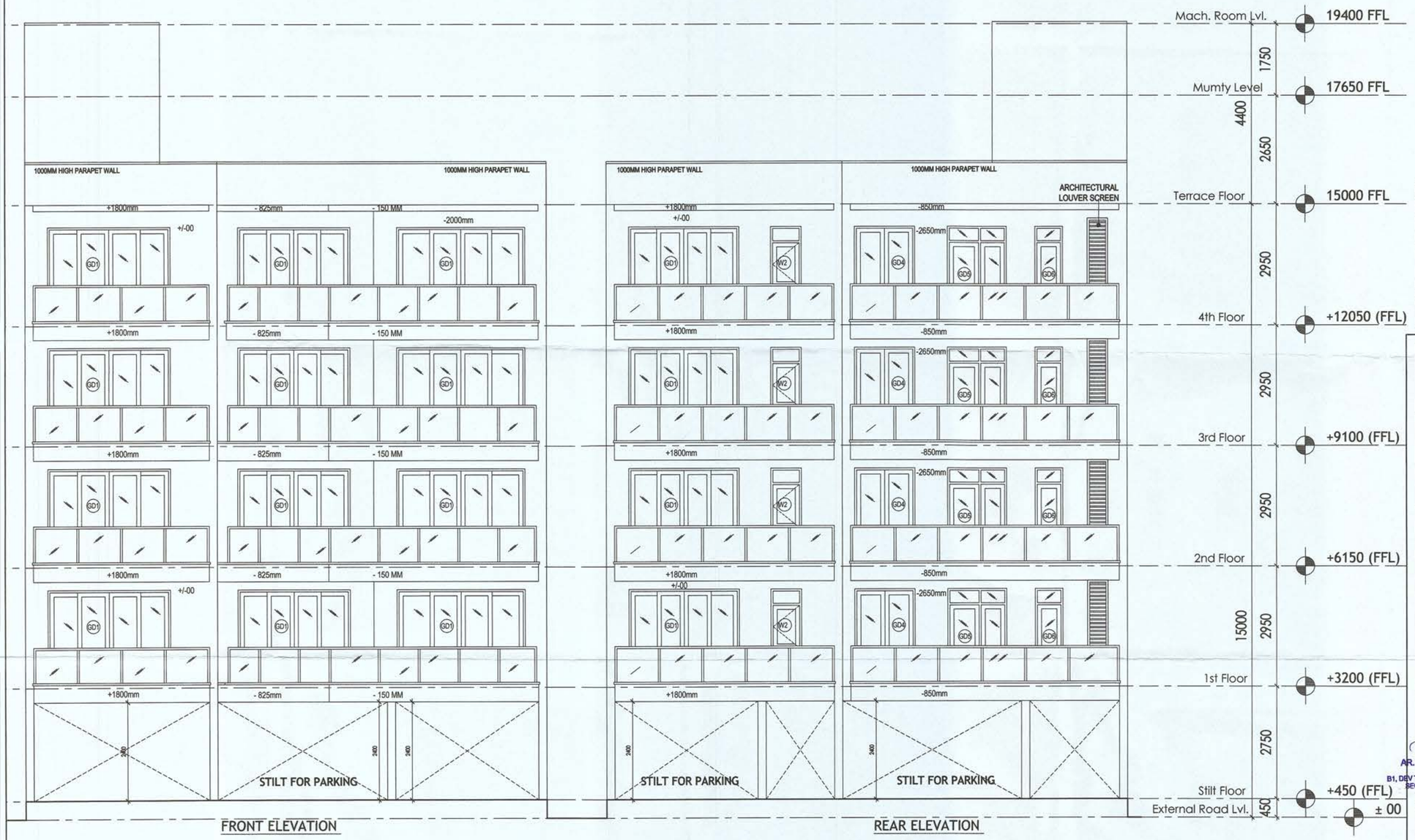


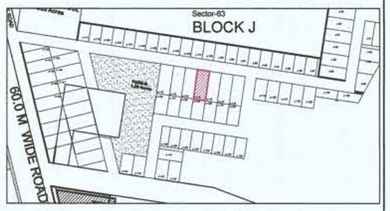


PLUMBING NOTES :

1. WASH BASIN TO FLOOR TRAP (FT) 40 OD uPVC PIPE
2. FLOOR DRAIN (FD) TO FLOOR TRAP (FT) 63 OD uPVC WASTE PIPE
3. 110 OD uPVC PIPE USED FOR SOIL & 90 OD uPVC PIPE WASTE
4. (150X150)MM CUT OUT FOR WC PIPE IN FLOOR

GENERAL NOTES

1. ALL DIMENSIONS ARE IN MM UNLESS OTHER SPECIFIED.
2. ALL WINDOWS & VENTILATORS ARE OPENABLE.
3. ALL EXTERNAL WALLS ARE 150 MM thk. BLOCK WALL & INTERNAL PARTITION WALLS ARE 150 MM thk.
4. GATE & BOUNDARY WALL AS PER STANDARD DESIGN.
5. THE RESPONSIBILITY OF THE STRUCTURE DRAWING/ STRUCTURAL STABILITY OF THE BUILDING BLOCK AGAINST EARTHQUAKE SHALL BE SOLELY OF OWNER/ ARCHITECT/ STRUCTURE ENGINEER.

PROJECT TITLE

PROPOSED BUILDING PLAN FOR PLOT NO. J-115 FALLING IN RESIDENTIAL PLOTTED COLONY MEASURING 141.66875 ACRES (LICENSE NO. 64 OF 2010 DATED 21.08.2010) AT BRAHMA CITY, SECTOR-60, 61, 62, 63 & 65, GURUGRAM MANESAR URBAN COMPLEX BEING DEVELOPED BY ADANI BRAHMA SYNERGY PVT. LTD.

| ARCHITECT SIGNATURE | STRUCTURE ENGINEER SIGNATURE | OWNER SIGNATURE |
|---|---|---|
| Pradeep<br>AR. PRADEEP KUMAR<br>CA/2017/84030<br>B1, DEV TOWER, OPP. HUDA OFFICE SECTOR-14, GURUGRAM | For Adani Brahma Synergy Pvt. Ltd.<br>Authorised Signatory<br>Gurdat Singh Malik<br>Structural Consultants<br>B.E. Civil<br>Regd. No.957<br>Shop No. 5, F Floor, Gupta Complex HUDA Office Sec-14 Gurgaon | |

DRAWING TITLE

BUILDING SECTIONS
PLOT NO. J-115

SCALE - 1:50 | DATE :

DRAWING NO.
SA-S115-100.3

Pradeep
Sanction & Valid For Two Years
Date 18/11/2021 to 17/11/2023

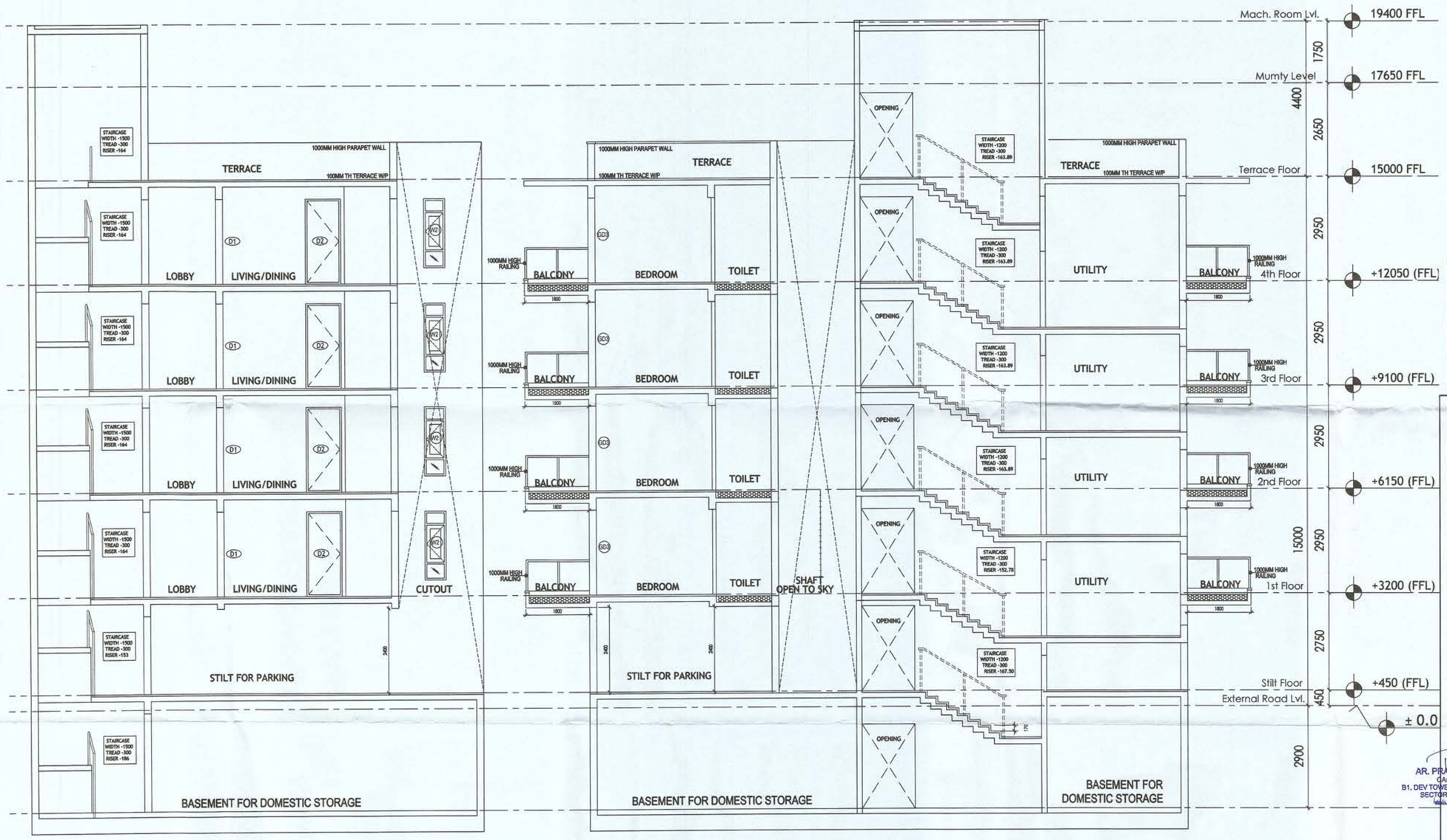


SECTION X-X'

SECTION Y-Y'

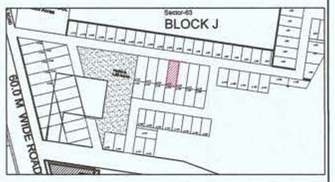


PLUMBING NOTES :

1. WASH BASIN TO FLOOR TRAP (FT) 40 OD uPVC PIPE
2. FLOOR DRAIN (FD) TO FLOOR TRAP (FT) 63 OD uPVC WASTE PIPE
3. 110 OD uPVC PIPE USED FOR SOIL & 90 OD uPVC PIPE WASTE
4. (150X150)MM CUT OUT FOR WC PIPE IN FLOOR

GENERAL NOTES

1. ALL DIMENSIONS ARE IN MM UNLESS OTHER SPECIFIED.
2. ALL WINDOWS & VENTILATORS ARE OPENABLE.
3. ALL EXTERNAL WALLS ARE 150 MM thk. BLOCK WALL & INTERNAL PARTITION WALLS ARE 150 MM thk.
4. GATE & BOUNDARY WALL AS PER STANDARD DESIGN.
5. THE RESPONSIBILITY OF THE STRUCTURE DRAWING/ STRUCTURAL STABILITY OF THE BUILDING BLOCK AGAINST EARTHQUAKE SHALL BE SOLELY OF OWNER/ ARCHITECT/ STRUCTURE ENGINEER.

PROJECT TITLE

PROPOSED BUILDING PLAN FOR PLOT NO. J-115 FALLING IN RESIDENTIAL PLOTTED COLONY MEASURING 141.66875 ACRES (LICENSE NO. 64 OF 2010 DATED 21.08.2010) AT BRAHMA CITY, SECTOR-60, 61, 62, 63 & 65, GURUGRAM MANESAR URBAN COMPLEX BEING DEVELOPED BY ADANI BRAHMA SYNERGY PVT. LTD.

| ARCHITECT SIGNATURE | STRUCTURE ENGINEER SIGNATURE | OWNER SIGNATURE |
|---|---|---|
| Pradeep<br>AR. PRADEEP KUMAR<br>CA/2017/84030<br>B1, DEV TOWER, OPP. HUDA OFFICE<br>SECTOR-14, GURUGRAM | Gurdat Singh Minas<br>Structural Consultants<br>B.E. Civil<br>Regd. No.957<br>Shop No. 5, F Floor, Gupta Complex<br>HUDA Office Sec-14 Gurgaon | For Adani Brahma Synergy Pvt. Ltd.<br>Authorised Signatory |

DRAWING TITLE

BUILDING SECTIONS
PLOT NO. J-115

SCALE - 1:50 | DATE :

DRAWING NO.
SA-S115-100.4