

PROJECT:

PROPOSED BUILDING PLAN OF GROUP HOUSING COLONY AEASURING24.10 ACRES (LICENCE NO 80 OF 2012 DATED 17/08/2012) IN SECTOR 106, GURUGRAM, MANESAR, URBAN COMPLEX, BEING DEVELOPED BY AIRMID DEVELOPERS LTD. & OTHERS.

OWNER'S SEAL & SIGNATURE

Airmid Developers Limited
Authorised Signatory

ARCHITECT'S SEAL & SIGNATURE

DDTP/ MEMBER BPAC

ANJANA CHANDRA VAIDYA
Architect No. CA/75/22005
H. No. 163, Pkt-II
Near Palam Vihar, Gurugram

AUG.-2022.

Scale : 1:100

Drawing Title:- EWS
ELEVATION 01 TO 04
&
SECTION A-A B-B

Drawing No:- D-02

Notes:-

1. BUILDING HAS AUTOMATIC SPRINKLER SYSTEM WHEREVER REQUIRED BY NBC.
2. BUILDING WILL BE DESIGNED (STRUCTURES) AS PER RELEVENT IS CODES FOR EARTH QUAKE RESISTANCE.

ATIPAD STAPAD STAPAD
Member Member Member
BPAC BPAC BPAC BPAC

SANCTIONED
TO BE READ WITH THIS OFFICE
MEMO NO.:
DATED:

DINESH KUMAR
PA(HQ)

J.D. PA. A.D.P.

ELEVATION-1
ELEVATION-2
ELEVATION-3
ELEVATION-4
SECTION AA
SECTION BB
SECTION-CC
NURSERY SCHOOL
TYPICAL TOILET DETAIL
LEGEND:-
1. UPVC R.W.P. FROM TERRACE
2. COMMON WATER COMM INLET SUPPLY PIPE
3. FLUSHING WATER COMM INLET PIPE
4. FLUSHING WATER MAIN PIPE
5. COMMON WATER MAIN PIPE
6. FLOOR TRAP (100X100/100mm)
7. FLOOR DRAIN (100X75mm)
8. WASTE PIPE LINE
9. SOIL PIPE LINE
10. COMMON WATER SUPPLY
11. FLUSHING WATER SUPPLY
PROPOSED GROUP HOUSING COLONY MEASURING 24.10 ACRES (LICENCE NO 80 OF 2012 DATED 17/08/2012) IN SECTOR 106, GURUGRAM MANESAR URBAN COMPLEX BEING DEVELOPED BY ARMID DEVELOPERS LTD. & OTHERS.
OWNER'S SEAL & SIGNATURE
ARCHITECT'S SEAL & SIGNATURE
Armid Developers Limited
Authorised Signatory
ARMAN CHANDRA VAIDYA
Architect No. CA/75/02009
H. No. 163, Pkt.II
New Palam Vihar, Gurugram
AUG.-2022
Scale : 1:100
Drawing Title:- TOILET DETAIL
Drawing No:- NS-02
SANCTIONED TO BE READ WITH THIS OFFICE MEMO NO.: DATED:
DINESH KUMAR PA(HQ)
Chief Engineer (Intr-)N GMDA Gurugram
Executive Engineer-IV W/S Division, GMDA Gurugram
Superintending Engineer-III Division GMDA Gurugram
Building Plan has been checked and found in order w.r.t Public Health Services point of view.
NOTE -
1 BUILDING HAS AUTOMATIC SPRINKLER SYSTEM WHEREVER REQUIRED BY NBC
2 BUILDING WILL BE DESIGNED (STRUCTURES) AS PER RELEVENT IS CODES FOR EARTH QUAKE RESISTANCE

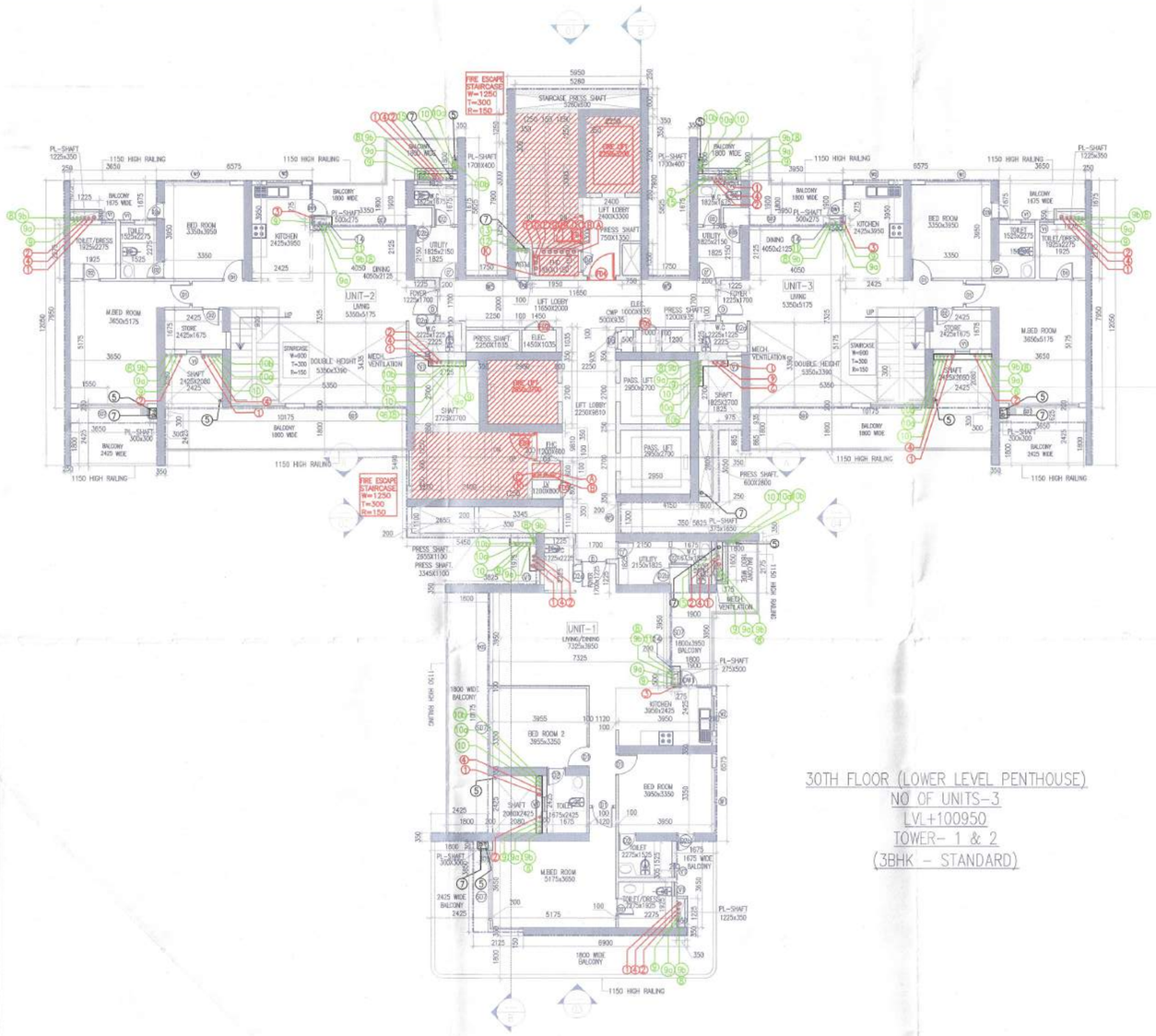

30TH FLOOR (LOWER LEVEL PENTHOUSE)
NO OF UNITS-3
LVL+100950
TOWER- 1 & 2
(3BHK - STANDARD)

30TH FLOOR AREA CALCULATION										
GROSS - A										
1	=	1	X	0.450	X	0.350	=	0.158	SQM	
2	=	1	X	6.450	X	4.000	=	25.800	SQM	
3	=	1	X	2.125	X	3.850	=	8.181	SQM	
4	=	7	X	1.800	X	0.350	=	4.410	SQM	
4a	=	1	X	0.625	X	0.350	=	0.219	SQM	
5	=	1	X	9.625	X	6.575	=	63.284	SQM	
6	=	1	X	7.725	X	4.300	=	33.218	SQM	
7	=	1	X	1.900	X	2.525	=	4.798	SQM	
8	=	1	X	2.125	X	2.175	=	4.622	SQM	
9	=	1	X	5.450	X	5.490	=	29.921	SQM	
10	=	1	X	3.575	X	7.460	=	26.670	SQM	
11	=	1	X	4.150	X	3.050	=	12.658	SQM	
12	=	1	X	0.350	X	0.865	=	0.303	SQM	
13	=	1	X	5.475	X	0.935	=	5.119	SQM	
14	=	1	X	9.450	X	5.600	=	52.920	SQM	
15	=	1	X	5.950	X	7.900	=	47.005	SQM	
16	=	2	X	2.525	X	1.900	=	9.595	SQM	
17	=	2	X	6.575	X	1.675	=	22.026	SQM	
18	=	2	X	6.225	X	0.225	=	2.801	SQM	
19	=	2	X	12.700	X	7.725	=	196.215	SQM	
20	=	2	X	0.250	X	1.675	=	0.838	SQM	
21	=	2	X	4.250	X	8.575	=	72.888	SQM	
22	=	2	X	0.250	X	1.800	=	0.900	SQM	
						TOTAL	=	624.546	SQM	
GROSS -B										
a	=	3	X	0.300	X	0.400	=	0.360	SQM	
b	=	3	X	2.080	X	2.425	=	15.132	SQM	
c	=	1	X	2.655	X	1.100	=	2.921	SQM	
d	=	1	X	3.345	X	1.100	=	3.680	SQM	
e	=	1	X	1.200	X	0.800	=	0.960	SQM	
e1	=	1	X	1.200	X	0.600	=	0.720	SQM	
f	=	3	X	2.950	X	2.700	=	23.895	SQM	
g	=	1	X	0.600	X	2.800	=	1.680	SQM	
h	=	1	X	1.825	X	2.700	=	4.928	SQM	
j	=	1	X	2.250	X	0.935	=	2.104	SQM	
k	=	1	X	1.450	X	0.935	=	1.356	SQM	
m	=	1	X	0.500	X	0.935	=	0.468	SQM	
n	=	1	X	1.000	X	0.935	=	0.935	SQM	
p	=	1	X	1.200	X	0.935	=	1.122	SQM	
q	=	1	X	0.600	X	1.250	=	0.750	SQM	
r	=	1	X	1.950	X	1.150	=	2.243	SQM	
s	=	1	X	0.750	X	1.350	=	1.013	SQM	
t	=	1	X	2.250	X	3.200	=	7.200	SQM	
u	=	1	X	5.250	X	0.600	=	3.150	SQM	
v	=	1	X	2.725	X	2.700	=	7.358	SQM	
						TOTAL	=	81.971	SQM	
GROSS -C										
st	=	1	X	0.175	X	2.035	=	0.356	SQM	
st1	=	1	X	4.725	X	2.800	=	13.230	SQM	
st2	=	1	X	0.400	X	1.200	=	0.480	SQM	
st3	=	1	X	2.650	X	5.500	=	14.575	SQM	
						TOTAL	=	28.641	SQM	
30TH FLOOR					=	GROSS-A	-	GROSS-B	-	GROSS-C
					=	624.546	-	81.971	-	28.641
				TOTAL	=	513.934	SQM	GROSS-D		
30TH FLOOR					=	GROSS-D	+	GROSS-C		
					=	513.934	+	28.641		
				TOTAL	=	542.575	SQM			

SCHEDULE OF DOORS + WINDOWS					
SCHEDULE OF OPENINGS					
TYPE:	SIZE:	LOCATION:	DESCRIPTION:	SILL FROM FFL	LINTEL FROM FFL
ED	1800x2400	ENT.LOBBY	AL. GLAZED DOOR	---	+2400
D	1100x2400	UNIT ENTRY	FIRE DOOR -1HR	---	+2400
D'	900x2400	MULTI.P ROOM/SERVANT ROOM	FIRE DOOR -1HR	---	+2400
D1	900x2400	BED ROOM	MOULDED DOOR	---	+2400
D1d	900x2400	KITCHEN	AL. GLAZED DOOR	---	+2400
Dc	900x2300	FHC	METAL DOOR	+150	+2400
D2	750x2400	TOILET	MOULDED DOOR	---	+2400
D2d	750x2400	TOILET	MOULDED DOOR (SLIDING DOOR)	---	+2400
D2s	750x2400	SERVANT ROOM	AL. GLAZED DOOR	---	+2400
FD1	1800x2400	BC RM/PUMP RM ELEC. RM/DWC RM	XG-FIRE/ACOUSTICS DOOR	---	+2400
FD2	1200x2300	ELECTRICAL SHAFT	PUMP/ELEC-FIRE DOOR DWC-METAL DOOR	+100	+2400
FD3	1100x2400	REFUGE AREA	FIRE DOOR	---	+2400
FD4	1100x2400	STAIRCASE/LIFT LOBBY	FIRE DOOR	---	+2400
FD5	750x2300	ELECTRICAL/AV/LV/DWP SHAFT	FIRE DOOR	+100	+2400
FD6	500x2300	CWP	FIRE DOOR	+100	+2400
SD1	4300x2400	BED ROOM	AL. SLIDING DOOR	---	+2400
SD2	4275x2400	LIVING/DINING	AL. SLIDING DOOR	---	+2400
SD3	4025x2400	LIVING/DINING	AL. SLIDING DOOR	---	+2400
SD4	3950x2400	BED ROOM/LIVING/DINING	AL. SLIDING DOOR	---	+2400
SD5	3700x2400	BED ROOM	AL. SLIDING DOOR	---	+2400
SD6	3550x2400	LIVING/DINING/LOUNGE	AL. SLIDING DOOR	---	+2400
SD7	3350x2400	LIVING/DINING	AL. SLIDING DOOR	---	+2400
SD8	3075x2400	BED ROOM	AL. SLIDING DOOR	---	+2400
SD9	2800x2400	BED ROOM	AL. SLIDING DOOR	---	+2400
SD10	2750x2400	BED ROOM	AL. SLIDING DOOR	---	+2400
SD11	2550x2400	BED ROOM	AL. SLIDING DOOR	---	+2400
SD12	2500x2400	BED ROOM	AL. SLIDING DOOR	---	+2400
SD13	2425x2400	BED ROOM	AL. SLIDING DOOR	---	+2400
SD14	2250x2400	MULTI.P ROOM	AL. SLIDING DOOR	---	+2400
DW	750x2400	DOOR	KITCHEN	DOOR CUM WINDOW	---	+2400
	600x1200	WINDOW			+1200	+2400
W1	2840x1500	BED ROOM	AL. GLAZED WINDOW	+900	+2400
W2	1500x1200	KITCHEN	AL. GLAZED WINDOW	+1200	+2400
W3	1500x1500	LMR	AL. GLAZED WINDOW	+900	+2400
W4	1500x1500	STAIRCASE	AL. GLAZED WINDOW	+900	+2400
W5	1300x1500	LOBBY	LOUVER/WINDOW	+900	+2400
W6	900x1500	BED ROOM	AL. GLAZED WINDOW	+900	+2400
V1	600x1200	TOILET	VENTILATOR	+1200	+2400
				LEVELS WRT FFL	

S.No.	PLUMBING LEGEND:-
1	SOIL PIPE
2	WASTE PIPE
3	KITCHEN WASTE PIPE
4	VENT PIPE
5	BALCONY RAIN WATER PIPE
6	RAIN WATER PIPE
7	RAIN WATER PIPE
8	DOMESTIC WATER SUPPLY(BOOSTER)(TOP THREE FLOORS)
9	DOMESTIC LOW ZONE WATER SUPPLY(BY GRAVITY) GROUND TO 18TH FLOOR
10	DOMESTIC HIGH ZONE WATER SUPPLY(BY GRAVITY) 19TH TO 37TH FLOOR
11	DOMESTIC WATER SUPPLY(BY GRAVITY)(EXPRESS D/N)
12	FLUSHING LOW ZONE WATER SUPPLY(BY GRAVITY) GROUND TO 18TH FLOOR
13	FLUSHING HIGH ZONE WATER SUPPLY(BY GRAVITY) 19TH TO 37TH FLOOR
14	FLUSHING WATER SUPPLY(BY GRAVITY)(EXPRESS D/N)
15	DOMESTIC WATER SUPPLY RISER FOR O.H. TANK
16	FLUSHING WATER SUPPLY RISER FOR O.H. TANK
17	HVAC DRAIN PIPE

SN	FIRE FIGHTING PIPE LEGEND:-
A	HYDRANT PIPE ZONE-1
B	HYDRANT PIPE ZONE-2
C	HYDRANT PIPE ZONE-3
D	SPRINKLER PIPE ZONE-1
E	SPRINKLER PIPE ZONE-2
F	SPRINKLER PIPE ZONE-3
G	SPRINKLER STAND BY PIPE ZONE-1
H	SPRINKLER STAND BY PIPE ZONE-2
J	SPRINKLER STAND BY PIPE ZONE-3
K	DRAIN PIPE
FHC	FIRE HOSE CABINET

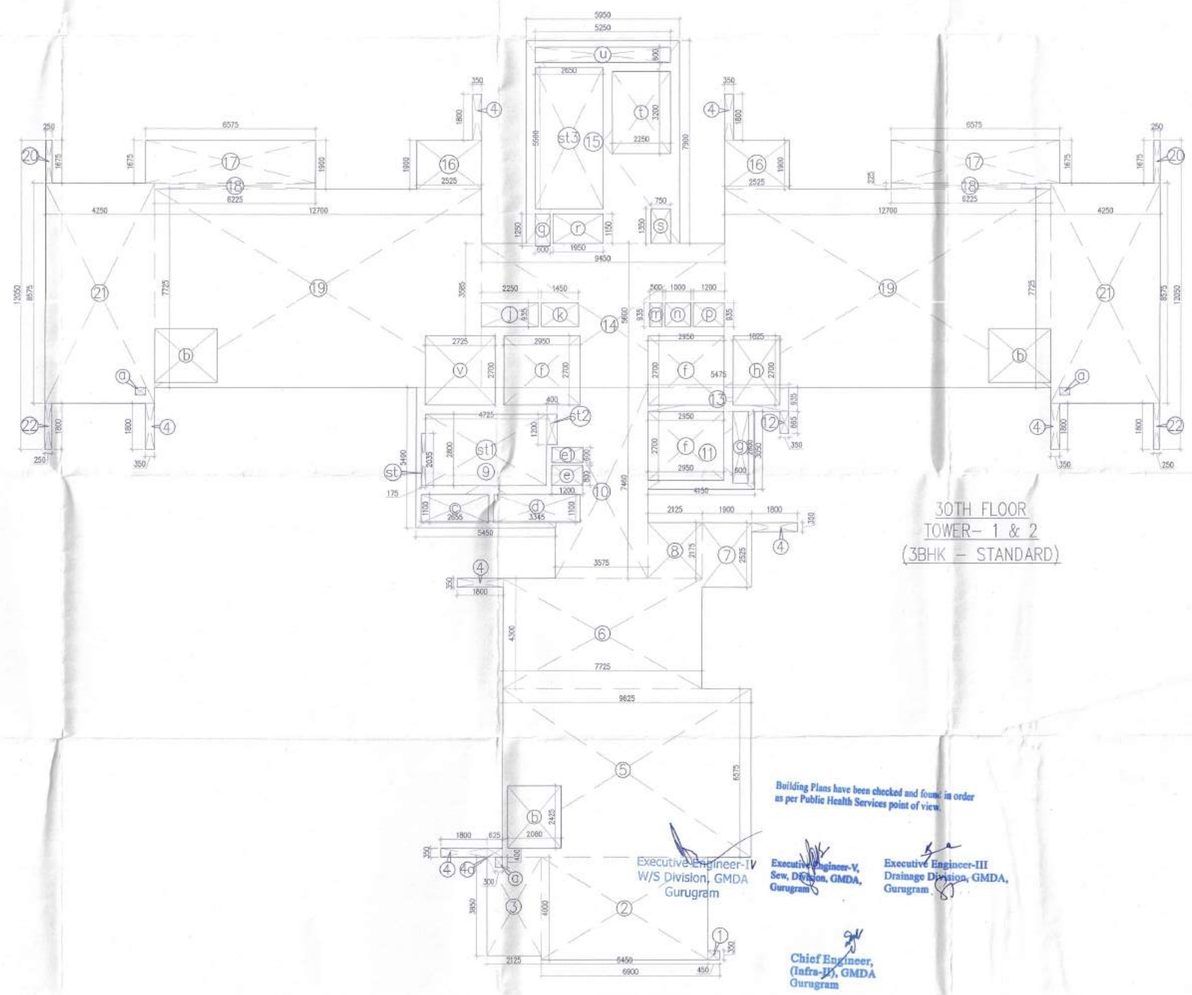

30TH FLOOR
TOWER- 1 & 2
(3BHK - STANDARD)

Building Plans have been checked and found in order as per Public Health Services point of view.

Executive Engineer-IV
W/S Division, GMDA
Gurugram

Executive Engineer-V
Sew. Division, GMDA,
Gurugram

Executive Engineer-III
Drainage Division, GMDA,
Gurugram

Chief Engineer,
(Infra-II), GMDA
Gurugram

Note :-

1. BUILDING HAS AUTOMATIC SPRINKLER SYSTEM WHEREVER REQUIRED BY NBC.

2. BUILDING WILL BE DESIGNED (STRUCTURES) AS PER RELEVENT IS CODES FOR EARTH QUAKE RESISTANCE.

3. WE SHALL BE MECHANICALLY LIGHT & VENTILATED WHEREVER REQUIRED

A.T.P.(HQ) Member BPAC
S.T.P. (HQ) Member/Secretary BPAC
S.T.P. (G) Member BPAC
A.T.P. (G) Member BPAC

DINESH KUMAR
PA(HQ)

DDT(HQ)
MEMBER
BPAC

SANCTIONED
TO BE READ WITH THIS OFFICE
MEMO NO.:
DATED :

N
NORTH

J.D. P.A. A.T.P.

PROJECT:

PROPOSED BUILDING PLAN OF GROUP HOUSING COLONY MEASURING 24.10 ACRES (LICENCE NO 80 OF 2012 DATED 17/08/2012) IN SECTOR 106, GURUGRAM MANESAR URBAN COMPLEX BEING DEVELOPED BY AIRMID DEVELOPERS LTD. & OTHERS.

OWNER'S SEAL & SIGNATURE

Airmid Developers Limited
Authorised Signatory

ARCHITECT'S SEAL & SIGNATURE

AVINASH CHANDRA VAIDYA
Architect No. CA/75/02008
H. No. 163, PH-II
New Palam Vihar, Gurugram

AUG.-2022. Scale : 1:100

Drawing Title:-
TOWER-1 & 2
30TH FLOOR PLAN
& FAR AREA
CALCULATION - DIAGRAM

Drawing No:-
B - 04

S.No.	PLUMBING LEGEND–
1	SOIL PIPE
2	WASTE PIPE
3	KITCHEN WASTE PIPE
4	VENT PIPE
5	BALCONY RAIN WATER PIPE
6	RAIN WATER PIPE
7	DOMESTIC WATER SUPPLY(BOOSTER)(FOR 3RDEE FLOOR)
8	DOMESTIC LOW ZONE WATER SUPPLY(DIRT GROUND TO 15TH FLOOR)
9	DOMESTIC HIGH ZONE WATER SUPPLY(DIRT GROUND TO 37TH FLOOR)
10	DOMESTIC WATER SUPPLY(DIRT GROUND)(FOR 32ND TO TOP FLOOR)
11	FLUSHING LOW ZONE WATER SUPPLY(DIRT GROUND TO 15TH FLOOR)
12	FLUSHING HIGH ZONE WATER SUPPLY(DIRT GROUND TO TOP FLOOR)
13	FLUSHING WATER SUPPLY(DIRT GROUND)(FOR 32ND TO TOP FLOOR)
14	HVAC DRAIN PIPE

SN	FIRE FIGHTING PIPE LEGEND–
A	HYDRANT PIPE ZONE-1
B	HYDRANT PIPE ZONE-2
C	HYDRANT PIPE ZONE-3
D	SPRINKLER PIPE ZONE-1
E	SPRINKLER PIPE ZONE-2
F	SPRINKLER PIPE ZONE-3
G	SPRINKLER SIAMESE BY PIPE ZONE-1
H	SPRINKLER SIAMESE BY PIPE ZONE-2
J	SPRINKLER SIAMESE BY PIPE ZONE-3
K	DRAIN PIPE
FHC	FIRE HOSE CABINET

SCHEDULE OF DOORS + WINDOWS

SCHEDULE OF OPENINGS

TYPE	SIZE:	LOCATION	DESCRIPTION	SILL HEIGHT FROM FFL	LINTEL HEIGHT
D	1800X2400	INT.LOBBY	AL. GLAZED DOOR	---	+2400
D	1100X2400	INT CENTRY	FIRE DOOR -1HR	---	+2400
D	900X2400	WALT/ ROOM/SERVANT ROOM	FIRE DOOR -1HR	---	+2400
D1	900X2400	BED ROOM	WOODED DOOR	---	+2400
D1A	900X2400	KITCHEN	AL. GLAZED DOOR	---	+2400
D2	750X2400	TOILET	WOODED DOOR	---	+2400
D4	900X2100	TMT.	WOOD. DOOR	+100	+2400
D1A	750X2400	TOILET	WOODED DOOR	---	+2400
D2A	750X2400	SERVANT ROOM	AL. GLAZED DOOR	---	+2400
D3A	750X2400	TOILET	WOODED DOOR (SLIDING DOOR)	---	+2400
D5	1800X2400	DC PM/PUMP RM ELEC RM/CMC RM	DC-FIRE/ACOUSTICS DOOR	---	+2400
FD1	1200X2200	ELECTRICAL SWITCH	FIRE/ACOUSTICS DOOR (WC-METAL DOOR)	+100	+2400
FD3	1100X2400	METERIC AREA	FIRE DOOR	---	+2400
FD4	1100X2400	SUMPEXCE/LIFT LOBBY	FIRE DOOR	---	+2400
FD5	750X2700	ELETTRICAL/W/LV/CMP SWIT	FIRE DOOR	+100	+2400
FD6	500X2200	CMP	FIRE DOOR	+100	+2400
SD1	4200X2400	BED ROOM	AL. SLIDING DOOR	---	+2400
SD2	4075X2400	LIVNG/DINING	AL. SLIDING DOOR	---	+2400
SD3	4075X2400	LIVNG/DINING	AL. SLIDING DOOR	---	+2400
SD4	3850X2400	BED ROOM/LIVNG/DINING	AL. SLIDING DOOR	---	+2400
SD5	3550X2400	LIVNG/DINING/LOWGE	AL. SLIDING DOOR	---	+2400
SD6	3550X2400	BED ROOM	AL. SLIDING DOOR	---	+2400
SD7	3550X2400	LIVNG/DINING	AL. SLIDING DOOR	---	+2400
SD8	3000X2400	BED ROOM	AL. SLIDING DOOR	---	+2400
SD9	3000X2400	BED ROOM	AL. SLIDING DOOR	---	+2400
SD10	3000X2400	BED ROOM	AL. SLIDING DOOR	---	+2400
SD11	3000X2400	BED ROOM	AL. SLIDING DOOR	---	+2400
SD12	3000X2400	BED ROOM	AL. SLIDING DOOR	---	+2400
SD13	3000X2400	BED ROOM	AL. SLIDING DOOR	---	+2400
SD14	2500X2400	MAIDS' ROOM	AL. SLIDING DOOR	---	+2400
SD15	2500X2400	BED ROOM	AL. SLIDING DOOR	---	+2400
SD16	2500X2400	BED ROOM	AL. SLIDING DOOR	---	+2400
DW1	2500X2400	DOOR CUM WINDOW KITCHEN	AL. GLAZED WINDOW	+1200	+2400
W1	2896X1500	BED ROOM	AL. GLAZED WINDOW	+900	+2400
W2	1500X1200	KITCHEN	AL. GLAZED WINDOW	+1200	+2400
W3	1500X1500	LWR	AL. GLAZED WINDOW	+500	+2400
W4	1500X1500	SUMPEXCE	AL. GLAZED WINDOW	+900	+2400
W5	900X1500	BED ROOM	LOUVER/WINDOW	+900	+2400
W6	1500X1500	LOBBY	LOUVER/WINDOW	+900	+2400
V1	600X1200	TOILET	VENTILATOR (LEVELS WRT FFL)	+1200	+2400

31ST FLOOR UPPER PENTHOUSE TOWER- 1 & 2 (3BHK - STANDARD)

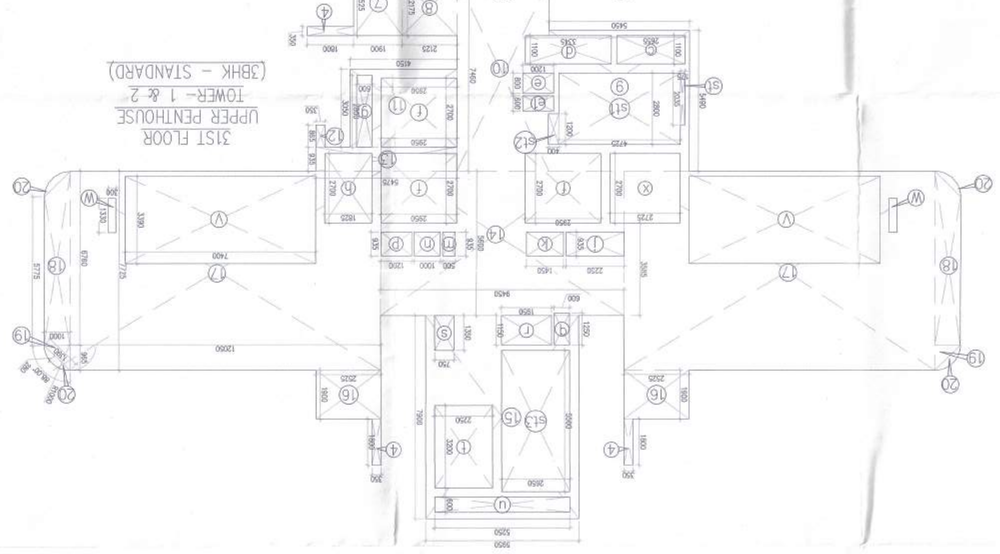

31ST FLOOR(UPPER LEVEL PENTHOUSE) NO OF UNITS-1 LVL+104250 TOWER- 1 & 2 (3BHK - STANDARD)

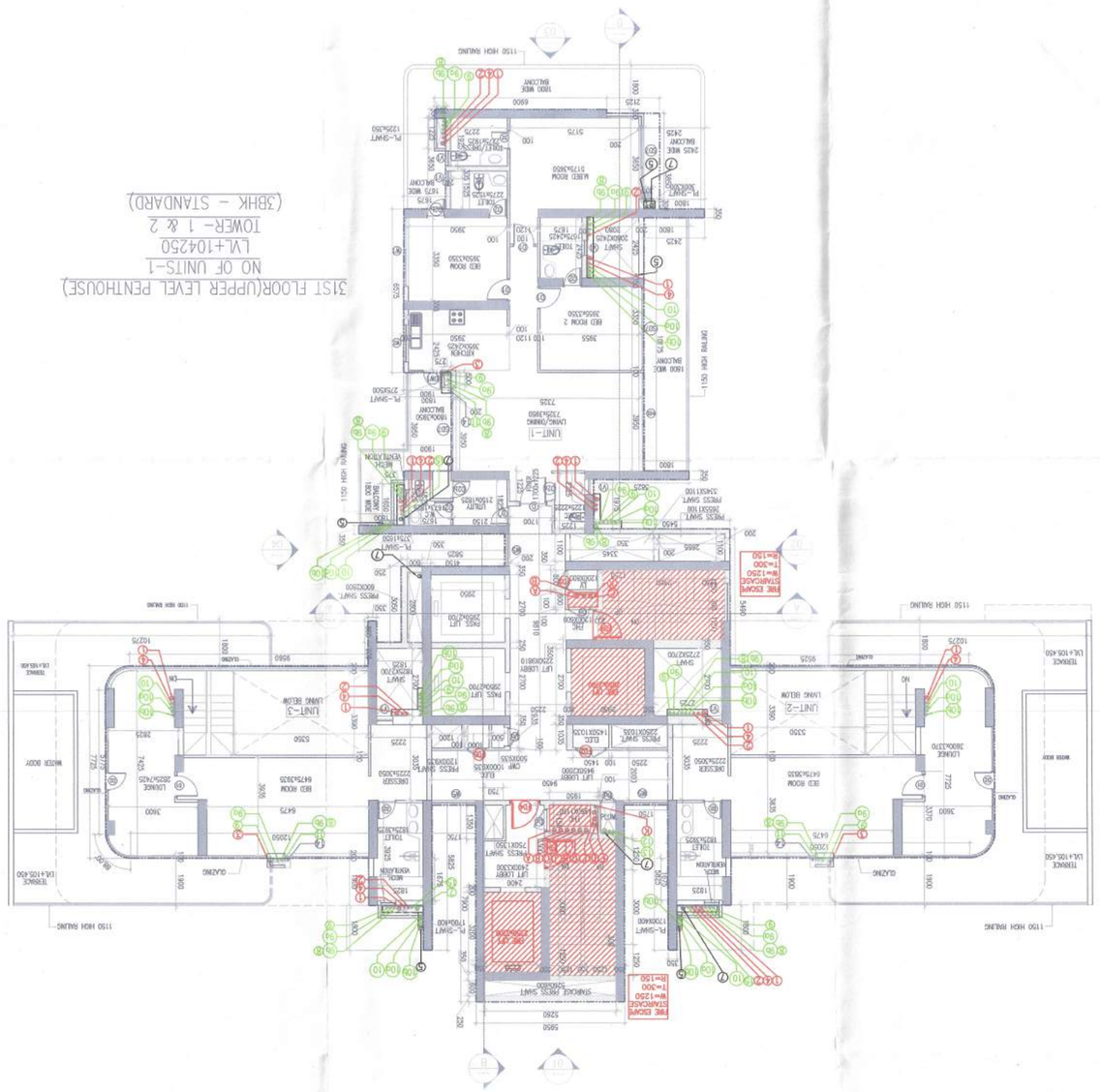

31ST FLOOR UPPER PENTHOUSE AREA CALCULATION

GROSS - A											
1	=	1	X	0.450	X	0.350	=	0.158	SQM		
2	=	1	X	6.450	X	4.000	=	25.800	SQM		
3	=	1	X	2.125	X	3.850	=	8.181	SQM		
4	=	5	X	1.800	X	0.350	=	3.150	SQM		
4B	=	1	X	0.625	X	0.350	=	0.219	SQM		
5	=	1	X	9.625	X	6.575	=	63.284	SQM		
6	=	1	X	7.725	X	4.300	=	33.218	SQM		
7	=	1	X	1.900	X	2.525	=	4.798	SQM		
8	=	1	X	2.125	X	2.175	=	4.622	SQM		
9	=	1	X	5.450	X	5.490	=	29.921	SQM		
10	=	1	X	3.575	X	7.460	=	26.670	SQM		
11	=	1	X	4.150	X	3.050	=	12.658	SQM		
12	=	1	X	0.350	X	0.865	=	0.303	SQM		
13	=	1	X	5.475	X	0.935	=	5.118	SQM		
14	=	1	X	9.450	X	5.600	=	52.920	SQM		
15	=	1	X	5.950	X	7.900	=	47.005	SQM		
16	=	2	X	2.625	X	1.900	=	9.975	SQM		
17	=	2	X	12.050	X	7.725	=	186.173	SQM		
18	=	2	X	(5.775+6.760)	X	1.000	X	0.5	=	12.535	SQM
19	=	2	X	1.000	X	0.965	X	0.5	=	0.965	SQM
						TOTAL	=	627.291	SQM		
GROSS -C											
a	=	1	X	0.300	X	0.400	=	0.120	SQM		
b	=	1	X	2.080	X	2.425	=	5.044	SQM		
c	=	1	X	2.655	X	1.100	=	2.921	SQM		
d	=	1	X	3.245	X	1.100	=	3.680	SQM		
e	=	1	X	1.200	X	0.800	=	0.960	SQM		
e1	=	1	X	1.200	X	0.600	=	0.720	SQM		
f	=	3	X	2.950	X	2.700	=	23.895	SQM		
g	=	1	X	0.600	X	2.800	=	1.680	SQM		
h	=	1	X	1.825	X	2.700	=	4.928	SQM		
j	=	1	X	2.250	X	0.935	=	2.104	SQM		
k	=	1	X	1.450	X	0.935	=	1.356	SQM		
m	=	1	X	0.500	X	0.935	=	0.468	SQM		
n	=	1	X	1.000	X	0.935	=	0.935	SQM		
p	=	1	X	1.200	X	0.935	=	1.122	SQM		
q	=	1	X	0.600	X	1.250	=	0.750	SQM		
r	=	1	X	1.950	X	1.150	=	2.243	SQM		
s	=	1	X	0.750	X	1.350	=	1.013	SQM		
t	=	1	X	2.250	X	3.200	=	7.200	SQM		
u	=	1	X	5.250	X	0.600	=	3.150	SQM		
v	=	2	X	7.400	X	3.390	=	50.172	SQM		
w	=	2	X	0.300	X	1.330	=	0.798	SQM		
x	=	1	X	2.725	X	2.700	=	7.358	SQM		
						TOTAL	=	122.613	SQM		
GROSS -D											
s1	=	1	X	0.175	X	2.035	=	0.356	SQM		
s11	=	1	X	4.725	X	2.800	=	13.230	SQM		
s12	=	1	X	0.400	X	1.200	=	0.480	SQM		
s13	=	1	X	2.650	X	5.500	=	14.575	SQM		
						TOTAL	=	28.641	SQM		

FAR AREA OF 31ST FLOOR UPPER PENTHOUSE FLOOR													
						GROSS-A	+	GROSS-B	-	GROSS-C	-	GROSS-D	
						=	627.291	+	1.069	-	122.613	-	28.641
						TOTAL	=	377.105	SQM	GROSS-F			
BULT-UP AREA OF 31ST FLOOR UPPER PENTHOUSE FLOOR													
							=	GROSS-F	+	GROSS-D			
							=	377.105	+	28.641			
						TOTAL	=	405.746	SQM				

ADDITIONAL																									
ARC AREA																									
GROSS - B																									
26	=	4	X	3.14	X	1.000	X	1.000	X	88.00	\	360	-	0.5	X	1.000	-	0.280	X	1.390	=	1.069	sqm.		
TOTAL	=	1.069	SQM																						

Note :-

1. BUILDING HAS AUTOMATIC SPRINKLER SYSTEM WHEREVER REQUIRED BY NBC

2. BUILDING WILL BE DESIGNED (STRUCTURES) AS PER RELEVENT IS CODES FOR EARTH QUAKE RESISTANCE

3. WC SHALL BE MECHANICALLY LIGHT & VENTILATED WHEREVER REQUIRED

SANCTIONED TO BE READ WITH THIS OFFICE MEMO NO.: DATED:

DINESH(KUMAR PA(HG) BPAC

DIST.) MEMBER BPAC

Chief Architect Town & Country Planner BPAC

Member Town Planner BPAC

Member BPAC

N

SCALE

PROJECT:

PROPOSED BUILDING PLAN OF GROUP HOUSING COLONY WEAVING 24.10 ACRES (LICENCE NO 80 OF 2012 DATED 17/08/2012) IN SECTOR 106, GURUGRAM MANESAR URBAN COMPLEX BEING DEVELOPED BY AIRMID DEVELOPERS LTD. & OTHERS.

OWNER'S SEAL & SIGNATURE

Airmid Developers Limited

Authorised Signatory

ARCHITECT'S SEAL & SIGNATURE

ASHISH CHANDRA MADAN
Architect Reg. No. CA/75/02000
H. No. 163, Pkt-II
New Palam Vihar, Gurugram

Executive Engineer-III
Drainage Division, GMDA,
Gurugram

Executive Engineer-V
Sew. Division, GMDA,
Gurugram

Executive Engineer-IV
W/S Division, GMDA
Gurugram

Building Plans have been checked and found in order as per Public Health Services point of view.

Chief Engineer,
Gmda-Hq, GMDA
Gurugram

AUG.-2022 | Scale : 1:100 | Drawing File:- | Drawing No:-

TOWER-1 & 2
31ST FLOOR PLAN
& FAR AREA
CALCULATION-DIAGRAM

B-05

Note :-

1. BUILDING HAS AUTOMATIC SPRINKLER SYSTEM WHEREVER REQUIRED BY NBC
2. BUILDING WILL BE DESIGNED ISTRUCTURE(S) AS PER RELEVENT IS CODES FOR EARTH QUAKE RESISTANCE
3. WC SHALL BE MECHANICALLY LIGHT & VENTILATED WHEREVER REQUIRED

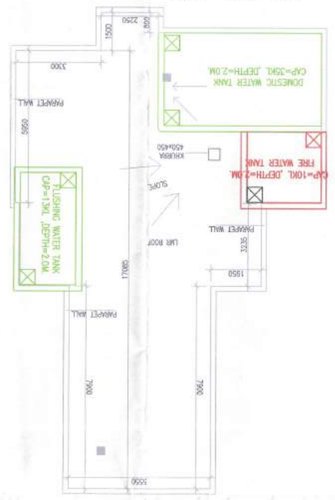

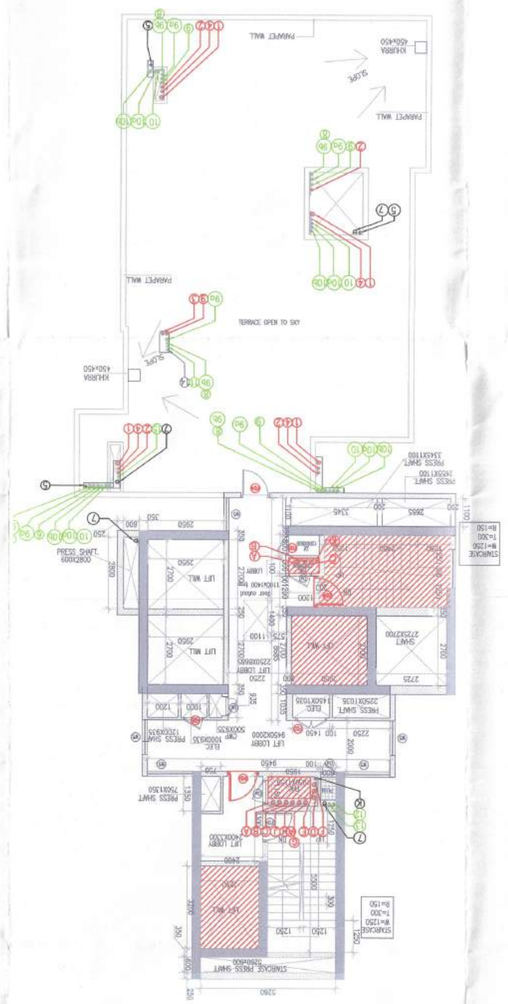

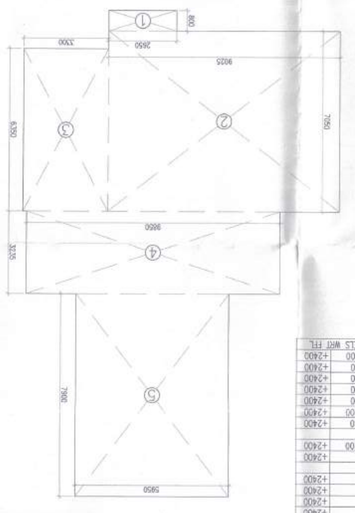

SCHEDULE OF DOOR & WINDOWS						
TYPE	SIZE	LOCATION	DESCRIPTION	SILL HEIGHT (M)	LABEL	
D1	1100X2400	ENTLOBBY	AL. CLADD DOOR			
D	1100X2400	UNIT ENTRY	FIRE DOOR -1HR	---	+2400	
D'	900X2400	MULTI ROOM/SERVANT ROOM/FIRE DOOR -1HR		---	+2400	
D1	900X2400	RED ROOM	WOODEN DOOR	---	+2400	
D2	750X2400	TOILET	WOODEN DOOR	---	+2400	
D4	900X2400	KITCHEN	METAL DOOR	+100	+2400	
D3	750X2400	TOILET	WOODEN DOOR (SLIDING DOOR)	---	+2400	
D25	750X2400	SERVANT ROOM	AL. CLADD DOOR	---	+2400	
D26	750X2400	TOILET	WOODEN DOOR (SLIDING DOOR)	---	+2400	
FD1	1800X2400	DG RM/PUMP RM ELEC. RM/CMC RM	D-FIRE/ACOUSTICS DOOR	---	+2400	
FD2	1200X2200	ELETRICAL SWRT	PUMP-ELEC-FIRE DOOR	+100	+2400	
FD3	1100X2400	RESTURCT AREA	FIRE DOOR	---	+2400	
FD4	1100X2400	SUMMOND/LFT LOBBY	FIRE DOOR	---	+2400	
FD5	900X2400	ELETRICAL/M/LT/CMP SWRT	FIRE DOOR	+100	+2400	
FD6	900X2400	CMP	FIRE DOOR	+100	+2400	
SD1	1200X2400	RED ROOM	AL. SLIDING DOOR	---	+2400	
SD2	1800X2400	LIVING/DINING	AL. SLIDING DOOR	---	+2400	
SD3	42*2*2400	LIVING/DINING	AL. SLIDING DOOR	---	+2400	
SD4	900X2400	LIVING/DINING	AL. SLIDING DOOR	---	+2400	
SD5	900X2400	RED ROOM/LIVING/DINING	AL. SLIDING DOOR	---	+2400	
SD6	900X2400	RED ROOM	AL. SLIDING DOOR	---	+2400	
SD7	1500X2400	LIVING/DINING/LOUNGE	AL. SLIDING DOOR	---	+2400	
SD8	900X2400	RED ROOM	AL. SLIDING DOOR	---	+2400	
SD9	900X2400	RED ROOM	AL. SLIDING DOOR	---	+2400	
SD10	1500X2400	RED ROOM	AL. SLIDING DOOR	---	+2400	
SD11	1500X2400	RED ROOM	AL. SLIDING DOOR	---	+2400	
SD12	1500X2400	RED ROOM	AL. SLIDING DOOR	---	+2400	
SD13	1500X2400	RED ROOM	AL. SLIDING DOOR	---	+2400	
SD14	1500X2400	MASTER BEDROOM	AL. SLIDING DOOR	---	+2400	
D5	1100X2400	SERVANT ROOM/DOMESTIC SHED ROOMS				
D6	900X2400	SERVANT ROOM				
D7	900X2400	DOMESTIC SHED ROOMS				
D8	900X2400	DOMESTIC SHED ROOMS				
D9	900X2400	DOMESTIC SHED ROOMS				
D10	900X2400	DOMESTIC SHED ROOMS				
D11	900X2400	DOMESTIC SHED ROOMS				
D12	900X2400	DOMESTIC SHED ROOMS				
D13	900X2400	DOMESTIC SHED ROOMS				
D14	900X2400	DOMESTIC SHED ROOMS				
D15	900X2400	DOMESTIC SHED ROOMS				
D16	900X2400	DOMESTIC SHED ROOMS				
D17	900X2400	DOMESTIC SHED ROOMS				
D18	900X2400	DOMESTIC SHED ROOMS				
D19	900X2400	DOMESTIC SHED ROOMS				
D20	900X2400	DOMESTIC SHED ROOMS				
D21	900X2400	DOMESTIC SHED ROOMS				
D22	900X2400	DOMESTIC SHED ROOMS				
D23	900X2400	DOMESTIC SHED ROOMS				
D24	900X2400	DOMESTIC SHED ROOMS				
D27	900X2400	DOMESTIC SHED ROOMS				
D28	900X2400	DOMESTIC SHED ROOMS				
D29	900X2400	DOMESTIC SHED ROOMS				

Note :-

1. BUILDING HAS AUTOMATIC SPRINKLER SYSTEM WHEREVER REQUIRED BY NBC.

2. BUILDING WILL BE DESIGNED (STRUCTURES) AS PER RELEVENT IS CODES FOR EARTH QUAKE RESISTANCE.

KEY PLAN

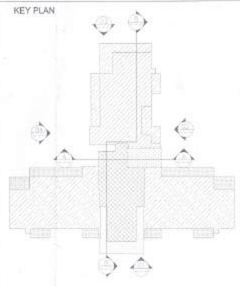



A.T.P. (HQ) Member B.P.A.C. | S.T.P. (HQ) Member Secretary B.P.A.C. | S.T.P. (G) Member B.P.A.C. | T.P. (G) Chairman B.P.A.C.

SANCTIONED
TO BE READ WITH THIS OFFICE MEMO NO.:
DATED :

DINESH KUMAR
PA(HQ)

DD (T)
MEMBER
BPAC

J.D. | P.A. | A.T.P.

PROJECT:

PROPOSED BUILDING PLAN OF GROUP HOUSING COLONY MEASURING 24.10 ACRES (LICENCE NO 80 OF 2012 DATED 17/08/2012) IN SECTOR 106, GURUGRAM MANESAR URBAN COMPLEX BEING DEVELOPED BY AIRMID DEVELOPERS LTD. & OTHERS.

OWNER'S SEAL & SIGNATURE

Airmid Developers Limited

Authorised Signatory

ARCHITECT'S SEAL & SIGNATURE

AVINASH CHANDRA VAIDYA
Architect No. CA/75/02006
H. No. 163, PH-II
New Palam Vihar, Gurugram

AUG.-2022. | Scale : 1:100

Drawing Title:-
TOWER- 3,4,5 & 6
SECTION-AA & BB

Drawing No:-
C-11

30TH FLOOR (LOWER LEVEL PENTHOUSE)
NO OF UNITS-3
LVL+100950
TOWER- 3,4,5 & 6 (3BHK PREMIUM)

TOWER -3,4,5, & 6, 30TH LOWER PENTHOUSE FLOOR AREA CALCULATION									
GROSS - A									
1	=	2	X	3.900	X	9.375	=	73.125	SQM
2	=	2	X	6.575	X	10.900	=	143.335	SQM
3	=	2	X	1.800	X	0.250	=	0.900	SQM
3A	=	3	X	1.800	X	0.350	=	1.890	SQM
4	=	2	X	7.550	X	2.425	=	36.618	SQM
5	=	2	X	1.975	X	1.925	=	7.604	SQM
6	=	2	X	0.350	X	2.000	=	1.400	SQM
7	=	1	X	5.950	X	6.850	=	40.758	SQM
8	=	1	X	23.050	X	6.550	=	154.008	SQM
9	=	1	X	2.250	X	1.450	=	3.263	SQM
10	=	1	X	13.500	X	4.400	=	59.400	SQM
11	=	1	X	9.200	X	1.665	=	15.318	SQM
12	=	1	X	7.300	X	1.620	=	11.826	SQM
13	=	1	X	3.600	X	1.675	=	7.110	SQM
14	=	1	X	1.450	X	3.600	=	5.220	SQM
15	=	1	X	8.975	X	5.575	=	50.036	SQM
16	=	1	X	1.515	X	6.575	=	9.961	SQM
17	=	1	X	9.385	X	11.225	=	105.347	SQM
						TOTAL	=	728.016	SQM
GROSS -B									
a	=	2	X	1.525	X	0.400	=	1.220	SQM
b	=	4	X	0.300	X	0.400	=	0.480	SQM
c	=	2	X	0.275	X	1.500	=	0.825	SQM
d	=	1	X	0.600	X	1.250	=	0.750	SQM
e	=	1	X	1.950	X	1.250	=	2.438	SQM
f	=	1	X	0.750	X	1.250	=	0.938	SQM
g	=	1	X	1.200	X	1.000	=	1.200	SQM
h	=	1	X	1.700	X	1.000	=	1.700	SQM
i	=	1	X	0.500	X	1.000	=	0.500	SQM
j	=	1	X	1.000	X	1.000	=	1.000	SQM
k	=	1	X	1.200	X	1.000	=	1.200	SQM
l	=	1	X	1.350	X	0.600	=	0.810	SQM
m	=	1	X	1.350	X	0.800	=	1.080	SQM
n	=	1	X	2.750	X	2.700	=	7.425	SQM
o	=	1	X	2.805	X	1.100	=	3.086	SQM
p	=	1	X	3.345	X	1.100	=	3.680	SQM
q	=	1	X	1.550	X	0.275	=	0.426	SQM
r	=	1	X	0.375	X	1.550	=	0.581	SQM
k1	=	3	X	2.950	X	2.700	=	23.895	SQM
k2	=	1	X	2.250	X	3.200	=	7.200	SQM
k3	=	1	X	5.250	X	0.650	=	3.413	SQM
						TOTAL	=	58.520	SQM
GROSS -C									
st	=	1	X	4.000	X	2.765	=	11.060	SQM
st1	=	1	X	1.600	X	1.200	=	1.920	SQM
st2	=	1	X	2.650	X	5.500	=	14.575	SQM
						TOTAL	=	28.991	SQM

LOWER PENTHOUSE 30TH FLOOR AREA			=	GROSS-A	-	GROSS-B	-	GROSS-C
			=	728.016	-	58.520	-	28.991
		TOTAL	=	640.506	SQM	GROSS-D		
TOTAL BUIL-UP AREA			=	GROSS-D	+	GROSS-C		
			=	640.506	+	28.991		
		TOTAL	=	669.496	SQM			

Building Plans have been checked and found in order as per Public Health Services point of view.

Executive Engineer-V, Sew. Division, GMDA, Gurugram

Executive Engineer, Drainage Division, GMDA, Gurugram

Chief Engineer (Infra-II), GMDA Gurugram

Executive Engineer-IV W/S Division, GMDA Gurugram

Note :-

1. BUILDING HAS AUTOMATIC SPRINKLER SYSTEM WHEREVER REQUIRED BY NBC.

2. BUILDING WILL BE DESIGNED (STRUCTURES) AS PER RELEVENT IS CODES FOR EARTH QUAKE RESISTANCE.

3. WE SHALL BE MECHANICALLY LIGHT & VENTILATED WHEREVER REQUIRED.

SCHEDULE OF DOORS + WINDOWS

SCHEDULE OF OPENINGS

TYPE	SIZE	LOCATION	DESCRIPTION	SILL FROM FFL	LINTEL FROM FFL
D3	1800x2400	ENT.LOBBY	AL. GLAZED DOOR	---	+2400
D	1100x2400	UNIT ENTRY	FIRE DOOR - 1HR	---	+2400
D'	900x2400	MULTI.P ROOM/SERVANT ROOM	FIRE DOOR - 1HR	---	+2400
D1	900x2400	BED ROOM	WOODEN DOOR	---	+2400
D1d	900x2400	KITCHEN	AL. GLAZED DOOR	---	+2400
D4	900x2300	PHC	METAL DOOR	+100	+2400
D2	750x2400	TOILET	WOODEN DOOR	---	+2400
D3d	750x2400	TOILET	WOODEN DOOR (SLIDING DOOR)	---	+2400
D3b	750x2400	SERVANT ROOM	AL. GLAZED DOOR	---	+2400
FD1	1800x2400	DG RM/FT.MAP RM ELEC. RM/CMC RM	GI-FIRE/INSULATED DOOR	---	+2400
FD2	1200x2300	ELECTRICAL SHAFT	PUMP.ELEC-FIRE DOOR (MC-METAL DOOR	+100	+2400
FD3	1100x2400	REFUGE AREA	FIRE DOOR	---	+2400
FD4	1100x2400	STAIRCASE/LIFT LOBBY	FIRE DOOR	---	+2400
FD5	750x2300	PHE/SPRIN/AV.EQ/CMP SHAFT	FIRE DOOR	+100	+2400
FD6	900x2300	CMP	FIRE DOOR	+100	+2400
SD1	4300x2400	BED ROOM	AL. SLIDING DOOR	---	+2400
SD2	4275x2400	LIVING/DINING	AL. SLIDING DOOR	---	+2400
SD3	4025x2400	LIVING/DINING	AL. SLIDING DOOR	---	+2400
SD4	3850x2400	BED ROOM/LIVING/DINING	AL. SLIDING DOOR	---	+2400
SD5	3700x2400	BED ROOM	AL. SLIDING DOOR	---	+2400
SD6	3550x2400	LIVING/DINING/LOUNGE	AL. SLIDING DOOR	---	+2400
SD7	3350x2400	LIVING/DINING	AL. SLIDING DOOR	---	+2400
SD8	3075x2400	BED ROOM	AL. SLIDING DOOR	---	+2400
SD9	2900x2400	BED ROOM	AL. SLIDING DOOR	---	+2400
SD10	2575x2400	BED ROOM	AL. SLIDING DOOR	---	+2400
SD11	2400x2400	BED ROOM	AL. SLIDING DOOR	---	+2400
SD12	1925x2400	BED ROOM	AL. SLIDING DOOR	---	+2400
SD13	1425x2400	BED ROOM	AL. SLIDING DOOR	---	+2400
SD14	1175x2400	MULTI.P ROOM	AL. SLIDING DOOR	---	+2400
CW	750x2400 / 600x1200	DOOR KITCHEN / WINDOW	DOOR CUM WINDOW	--- / +1200	+2400 / +2400
W1	2640x1500	BED ROOM	AL. GLAZED WINDOW	+900	+2400
W2	1500x1500	KITCHEN	AL. GLAZED WINDOW	+1700	+2400
W3	1500x1500	LIFT	AL. GLAZED WINDOW	+900	+2400
W4	1200x1500	STAIRCASE	AL. GLAZED WINDOW	+900	+2400
W5	1325x1500	LOBBY	LOUVED WINDOW	+900	+2400
W6	600x1500	BED ROOM	AL. GLAZED WINDOW	+900	+2400
V1	600x1200	TOILET	VENTILATOR	+1100	+2400
				LEVELS ARE FFL	

S.No.	PLUMBING LEGEND:-
1	SOIL PIPE
2	WASTE PIPE
3	KITCHEN WASTE PIPE
4	VENT PIPE
5	BALCONY RAIN WATER PIPE
6	RAIN WATER PIPE
7	RAIN WATER PIPE
1	DOMESTIC WATER SUPPLY(GOOSEBERY)(TOP THREE FLOORS)
2	DOMESTIC LOW ZONE WATER SUPPLY(BY GRAVITY) GROUND TO 16TH FLOOR
2a	DOMESTIC HIGH ZONE WATER SUPPLY(BY GRAVITY) 16TH TO 37TH FLOOR
2b	DOMESTIC WATER SUPPLY(BY GRAVITY)(SERVICE FLR)
3	FLUSHING LOW ZONE WATER SUPPLY(BY GRAVITY) GROUND TO 16TH FLOOR
3a	FLUSHING HIGH ZONE WATER SUPPLY(BY GRAVITY) 16TH TO 37TH FLOOR
3b	FLUSHING WATER SUPPLY(BY GRAVITY)(SERVICE FLR)
4	HOT WATER SUPPLY (GOOSEBERY)(LINK FROM SOLAR FOR TOP FIVE FLOORS)
5	DOMESTIC WATER SUPPLY BORE FOR G/A TANK
6	FLUSHING WATER SUPPLY BORE FOR G/A TANK
8	HVAC DRAIN PIPE

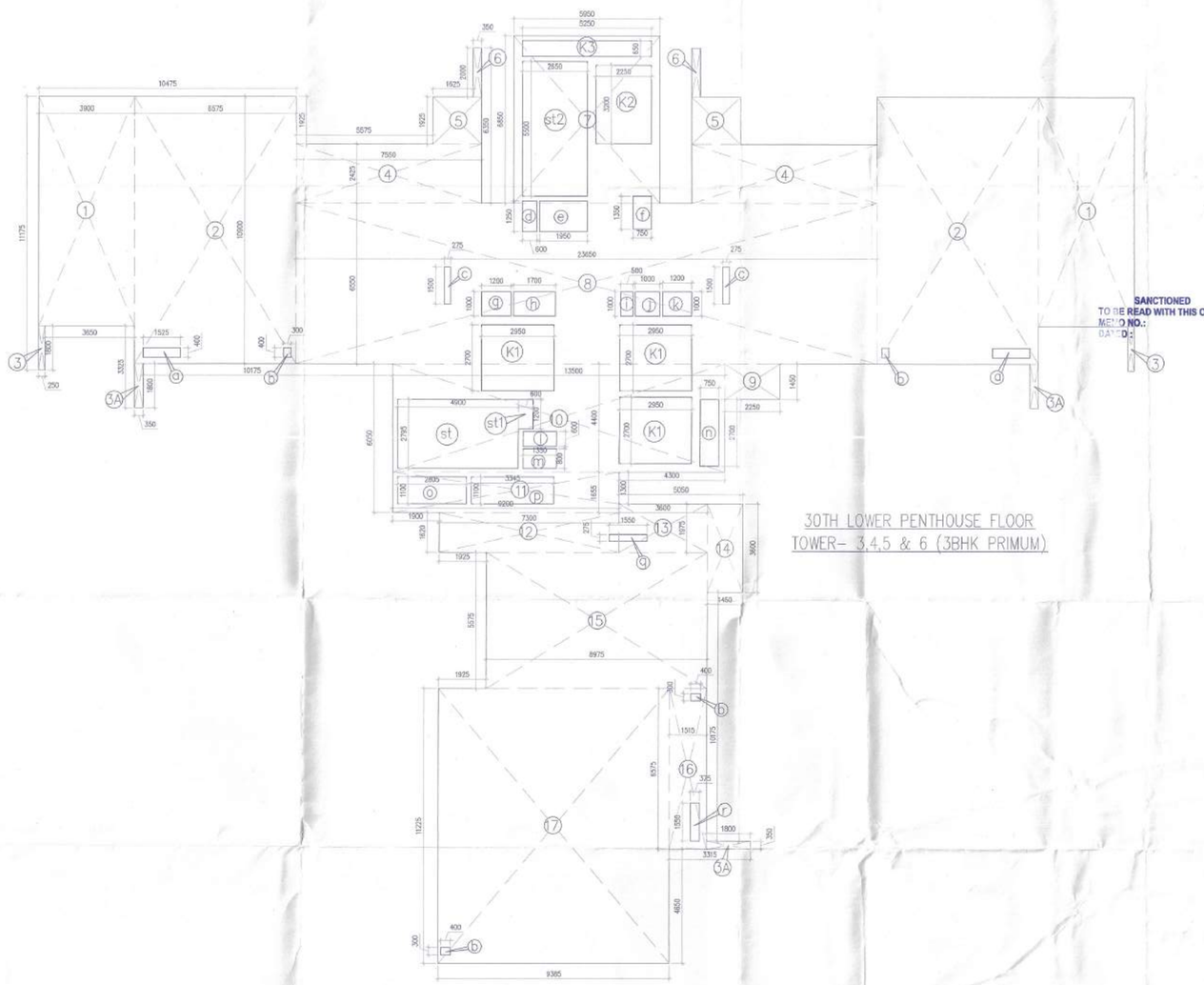

30TH LOWER PENTHOUSE FLOOR
TOWER- 3,4,5 & 6 (3BHK PRIMUM)

SANCTIONED
TO BE READ WITH THIS OFFICE
MEMO NO.:
DATED:

ATP (HQ) Member BPAC
STP (HQ) Member Secretary BPAC
STP (G) Member BPAC
DTCP BPAC

DINESH KUMAR
PA(HQ)

J.D.
P.A.
A.T.P.

DDA(T) MEMBER BPAC

N
NORTH

PROJECT:

PROPOSED BUILDING PLAN OF GROUP HOUSING COLONY MEASURING 24.10 ACRES (LICENCE NO 80 OF 2012 DATED 17/08/2012) IN SECTOR 106, GURUGRAM MANESAR URBAN COMPLEX BEING DEVELOPED BY AIRMID DEVELOPERS LTD. & OTHERS.

OWNER'S SEAL & SIGNATURE

Airmid Developers Limited
Authorised Signatory

ARCHITECT'S SEAL & SIGNATURE

AVINASH CHANDRA VAIDYA
Architect No. CA/75/02006
H. No. 163, PH-II
New Palam Vihar, Gurugram

AUG.-2022. | Scale : 1:100

Drawing Title:-
TOWER-3,4,5 & 6
30TH FLOOR PLAN
& FAR AREA
CALCULATION - DIAGRAM

Drawing No:-
C-04

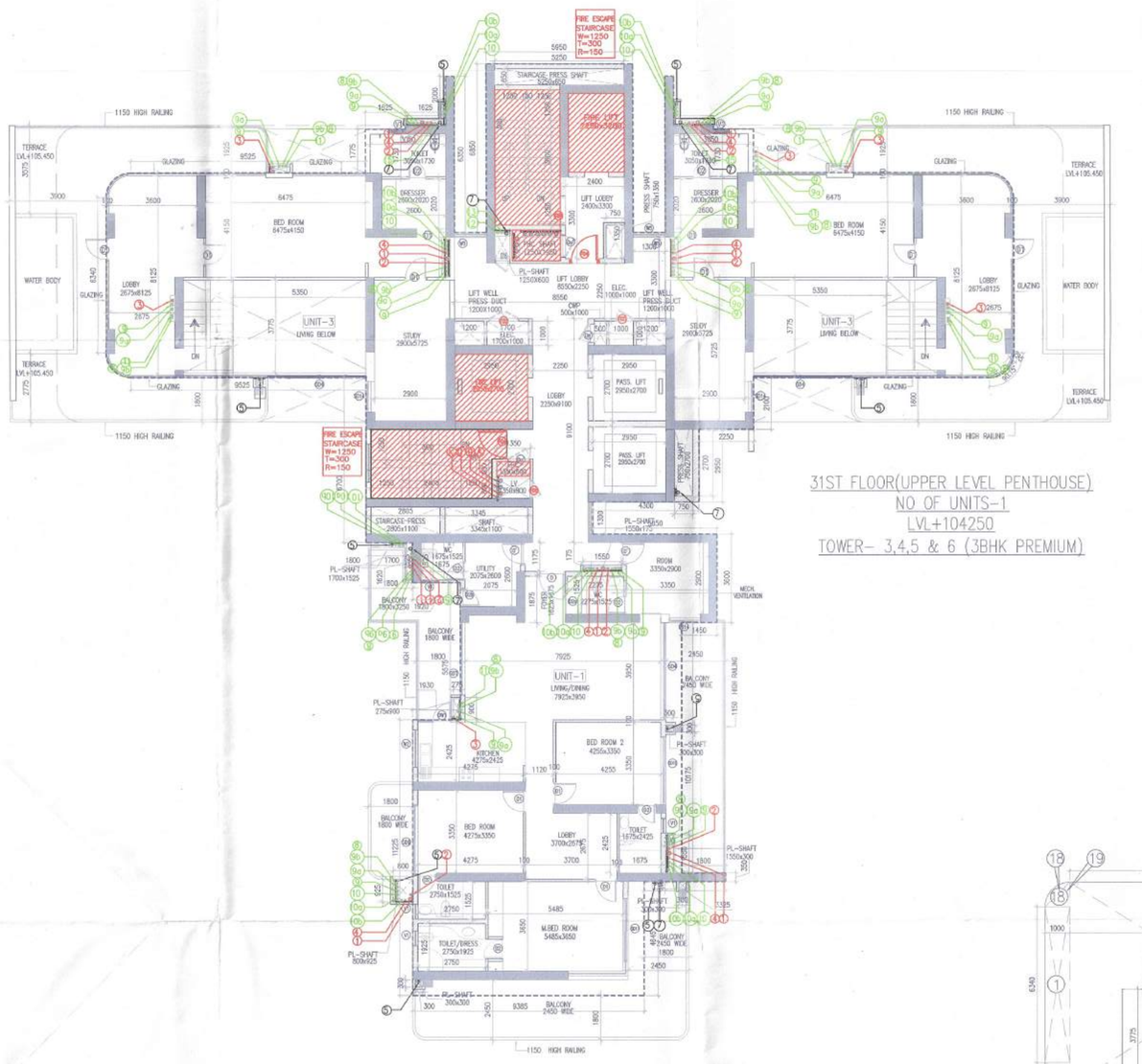

31ST FLOOR(UPPER LEVEL PENTHOUSE)
NO OF UNITS-1
LVL+104250
TOWER- 3,4,5 & 6 (3BHK PREMIUM)

SCHEDULE OF DOOR & WINDOWS					
SCHEDULE OF OPENINGS					
TYPE	SIZE	LOCATION	DESCRIPTION	SILL HEIGHT FFL	LINTEL HEIGHT FROM FFL
D1	1800x2400	ENT LOBBY	AL. GLAZED DOOR	---	+2400
D	1100x2400	UNIT ENTRY	FIRE DOOR - 1HR	---	+2400
D'	900x2400	MULTI ROOM/SERVANT ROOM	FIRE DOOR - 1HR	---	+2400
D1	900x2400	BED ROOM	MOULDED DOOR	---	+2400
D2	900x2400	KITCHEN	AL. GLAZED DOOR	---	+2400
D2'	900x2400	TYLE	METAL DOOR	+100	+2400
D3	750x2400	TOILET	MOULDED DOOR	---	+2400
D3A	750x2400	TOILET	MOULDED DOOR (SLIDING DOOR)	---	+2400
D3B	750x2400	SERVANT ROOM	AL. GLAZED DOOR	---	+2400
FD1	1800x2400	DG RM/PUMP RM ELEC.RM/CMC RM	SC-FIRE/ACOUSTICS DOOR	---	+2400
FD2	1200x2300	ELECTRICAL SHAFT	PANEL-FIC-FIRE DOOR SMC-METAL DOOR	+100	+2400
FD3	1100x2400	FOYAGE AREA	FIRE DOOR	---	+2400
FD4	1100x2400	VESTIBULE/LIFT LOBBY	FIRE DOOR	---	+2400
FD5	750x2300	ELECTRICAL/AV/DV/CMP -ANT	FIRE DOOR	+100	+2400
FD6	900x2300	CMP	FIRE DOOR	+100	+2400
SD1	4100x2400	BED ROOM	AL. SLIDING DOOR	---	+2400
SD2	4275x2400	LIVING/DINING	AL. SLIDING DOOR	---	+2400
SD3	4025x2400	LIVING/DINING	AL. SLIDING DOOR	---	+2400
SD4	3550x2400	BED ROOM/LIVING/DINING	AL. SLIDING DOOR	---	+2400
SD5	3750x2400	BED ROOM	AL. SLIDING DOOR	---	+2400
SD6	3350x2400	LIVING/DINING/FOYAGE	AL. SLIDING DOOR	---	+2400
SD7	3350x2400	LIVING/DINING	AL. SLIDING DOOR	---	+2400
SD8	3075x2400	BED ROOM	AL. SLIDING DOOR	---	+2400
SD9	3800x2400	BED ROOM	AL. SLIDING DOOR	---	+2400
SD10	2750x2400	BED ROOM	AL. SLIDING DOOR	---	+2400
SD11	3050x2400	BED ROOM	AL. SLIDING DOOR	---	+2400
SD12	3050x2400	BED ROOM	AL. SLIDING DOOR	---	+2400
SD13	4125x2400	BED ROOM	AL. SLIDING DOOR	---	+2400
SD14	2250x2400	MULTI ROOM	AL. SLIDING DOOR	---	+2400
DW	750x2400 / 900x1200	DOOR / KITCHEN WINDOW	DOOR CUM WINDOW	--- / +1200	+2400 / +2400
W1	2945x1500	BED ROOM	AL. GLAZED WINDOW	+900	+2400
W2	1500x1200	KITCHEN	AL. GLAZED WINDOW	+1200	+2400
W3	1500x1200	LIVE	AL. GLAZED WINDOW	+900	+2400
W4	1500x1200	STORAGE	AL. GLAZED WINDOW	+900	+2400
W5	1500x1200	STUDY	LOUVER WINDOW	+900	+2400
W6	900x1800	BED ROOM	AL. GLAZED WINDOW	+900	+2400
V1	600x300	TOILET	VENTILATOR	+1200 LEVELS WRT FFL	+2400

SNo.	PLUMBING LEGEND:-
1	SOIL PIPE
2	WASTE PIPE
3	KITCHEN WASTE PIPE
4	VENT PIPE
5	BALCONY RAIN WATER PIPE
6	RAIN WATER PIPE
7	RAIN WATER PIPE
1	DOMESTIC WATER SUPPLY(GRAVITY)(TOP THREE FLOORS)
2	DOMESTIC LOW ZONE WATER SUPPLY(BY GRAVITY) GROUND TO 10TH FLOOR
2a	DOMESTIC HIGH ZONE WATER SUPPLY(BY GRAVITY) 10TH TO 37TH FLOOR
2b	DOMESTIC WATER SUPPLY(BY GRAVITY)(EXPRESS S/R)
3	FLUSHING LOW ZONE WATER SUPPLY(BY GRAVITY) GROUND TO 10TH FLOOR
3a	FLUSHING HIGH ZONE WATER SUPPLY(BY GRAVITY) 10TH TO 37TH FLOOR
3b	FLUSHING WATER SUPPLY(BY GRAVITY)(EXPRESS S/R)
4	HOT WATER SUPPLY (EXCEPTIONAL FROM SOLAR FOR TOP FIVE FLOORS)
5	DOMESTIC WATER SUPPLY INLET FOR O/H TANK
6	FLUSHING WATER SUPPLY INLET FOR O/H TANK
8	HVAC DRAIN PIPE

TOWER -3,4,5, & 6, 31ST UPPER PENTHOUSE FLOOR AREA CALCULATION

GROSS - A												
1	=	2	X	1.000	X	6.340			=	12.680	SQM	
2	=	2	X	13.120	X	8.325			=	218.531	SQM	
3	=	2	X	1.625	X	1.775			=	5.769	SQM	
4	=	1	X	8.550	X	5.900			=	50.445	SQM	
5	=	2	X	1.975	X	1.625			=	6.422	SQM	
6	=	2	X	0.350	X	2.000			=	1.400	SQM	
7	=	1	X	5.950	X	6.850			=	40.758	SQM	
8	=	1	X	2.250	X	2.100			=	4.725	SQM	
10	=	1	X	13.500	X	5.050			=	68.175	SQM	
11	=	1	X	8.200	X	1.875			=	15.318	SQM	
12	=	1	X	7.300	X	1.520			=	11.096	SQM	
13	=	1	X	3.600	X	1.975			=	7.110	SQM	
14	=	1	X	1.450	X	3.600			=	5.220	SQM	
15	=	1	X	8.075	X	5.575			=	50.038	SQM	
16	=	1	X	1.515	X	6.575			=	9.961	SQM	
17	=	1	X	9.385	X	11.225			=	105.347	SQM	
19	=	4	X	1.000	X	1.000	X	0.5	=	2.000	SQM	
						TOTAL			=	616.904	SQM	
GROSS -C												
c	=	2	X	0.425	X	1.625			=	1.381	SQM	
d	=	1	X	0.600	X	1.250			=	0.750	SQM	
e	=	1	X	1.050	X	1.250			=	2.438	SQM	
f	=	1	X	0.750	X	1.350			=	1.013	SQM	
g	=	1	X	1.200	X	1.000			=	1.200	SQM	
h	=	1	X	1.700	X	1.000			=	1.700	SQM	
i	=	1	X	0.500	X	1.000			=	0.500	SQM	
j	=	1	X	1.000	X	1.000			=	1.000	SQM	
k	=	1	X	1.200	X	1.000			=	1.200	SQM	
l	=	1	X	1.350	X	0.600			=	0.810	SQM	
m	=	1	X	1.350	X	0.800			=	1.080	SQM	
n	=	1	X	0.750	X	2.700			=	2.025	SQM	
o	=	1	X	2.925	X	1.100			=	3.086	SQM	
p	=	1	X	3.345	X	1.100			=	3.680	SQM	
q	=	1	X	1.550	X	0.275			=	0.426	SQM	
r	=	1	X	0.375	X	1.550			=	0.581	SQM	
k1	=	3	X	2.950	X	2.700			=	23.895	SQM	
k2	=	1	X	2.250	X	3.200			=	7.200	SQM	
k3	=	1	X	5.250	X	0.650			=	3.413	SQM	
S	=	2	X	7.400	X	3.775			=	55.870	SQM	
						TOTAL			=	113.246	SQM	
GROSS -D												
st	=	1	X	4.900	X	2.795			=	13.696	SQM	
st1	=	1	X	0.800	X	1.200			=	0.729	SQM	
st2	=	1	X	2.050	X	5.500			=	14.575	SQM	
									=			
						TOTAL			=	28.991	SQM	

UPPER PENTHOUSE 31ST FLOOR AREA												
					=	GROSS-A	+	GROSS-B	-	GROSS-C	-	GROSS-D
					=	616.904	+	1.150	-	113.246	-	28.991
				TOTAL	=	475.817		SQM		GROSS-D		
		TOTAL BUL- UP AREA			=	GROSS-D		+		GROSS-C		
					=	475.817		+		28.991		
				TOTAL	=	504.807		SQM				

ARC AREA																								
GROSS - B													ADDITIONAL											
18	=	4	X	3.14	x	1.000	x	1.000	x	90.15	\	360	-	1	x	1.000	-	0.295	x	1.415	=	1.150	sqm.	
																				TOTAL	=	1.150	SQM	

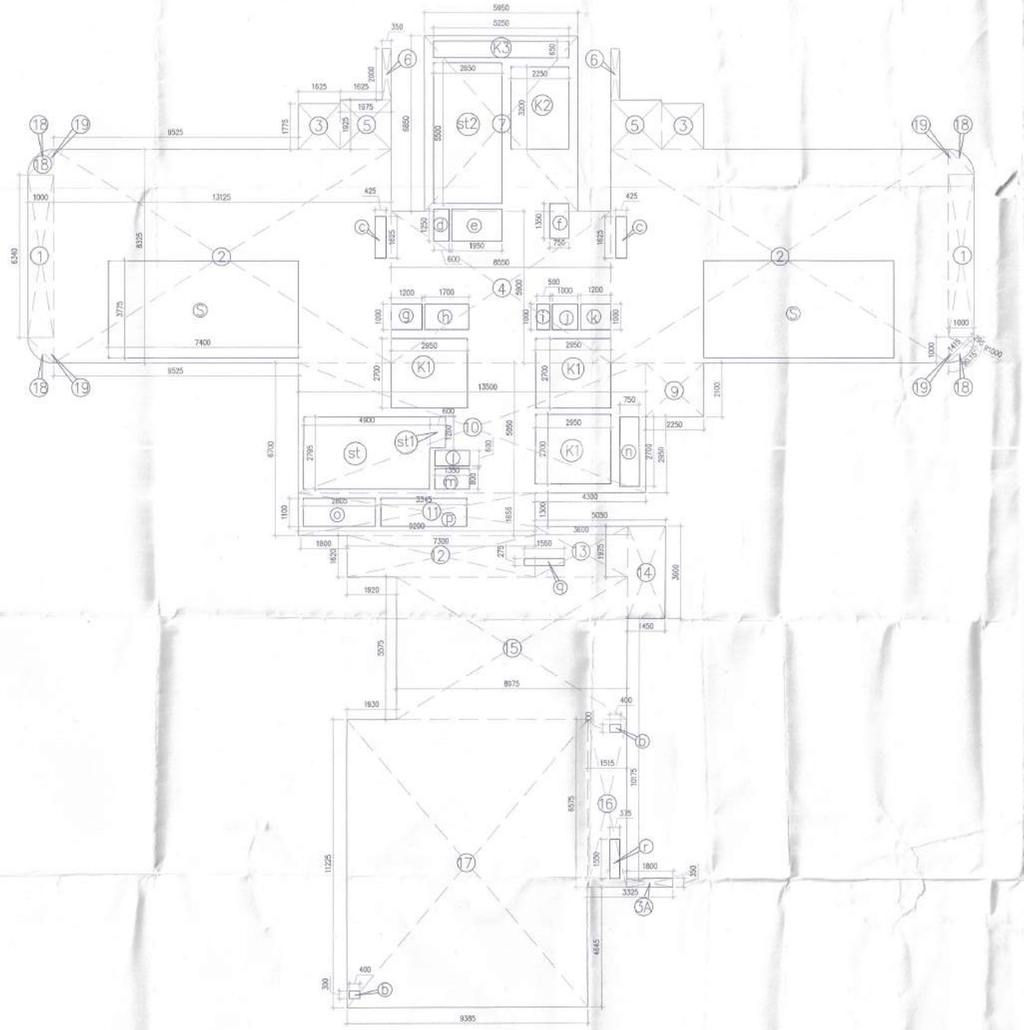

31ST UPPER PENTHOUSE FLOOR
TOWER- 3,4,5 & 6 (3BHK PRIMUM)

Building Plans have been checked and found in order per Public Health Services point of view.

Chief Engineer, (Infra-II), GMDA Gurugram

Executive Engineer-III Drainage Div., GMDA, Gurugram

Executive Engineer-IV W/S Division, GMDA Gurugram

A.T.P. (HQ) Member B.P.A.C. | S.T.P. (HQ) Member Secretary B.P.A.C. | S.T.P. (G) Member B.P.A.C.

SANCTIONED
TO BE READ WITH THIS OFFICE MEMO NO.:
DATED :

DINESH KUMAR PA(HQ)

J.D. | P.A. | C.T.P.

Note:-

1. BUILDING HAS AUTOMATIC SPRINKLER SYSTEM WHEREVER REQUIRED BY NBC.
2. BUILDING WILL BE DESIGNED (STRUCTURES) AS PER RELEVENT IS CODES FOR EARTH QUAKE RESISTANCE.
3. W.C SHALL BE MECHANICALLY LIGHT & VENTILATED WHEREVER REQUIRED.

N
NORTH

DDTP(HQ)
MEMBER
BPAC

PROJECT:
PROPOSED BUILDING PLAN OF GROUP HOUSING COLONY MEASURING 24.10 ACRES (LICENCE NO 80 OF 2012 DATED 17/08/2012) IN SECTOR 106, GURUGRAM MANESAR URBAN COMPLEX BEING DEVELOPED BY AIRMID DEVELOPERS LTD. & OTHERS.

OWNER'S SEAL & SIGNATURE

Airmid Developers Limited
Authorised Signatory

ARCHITECT'S SEAL & SIGNATURE

AVINASH CHANDRA VAIDYA
Architect No. CA/75/02006
H. No. 163, PH-II
New Palam Vihar, Gurugram

AUG.-2022. | Scale : 1:100

Drawing Title:-
TOWER-3,4,5 & 6
31ST FLOOR PLAN & FAR AREA CALCULATION - DIAGRAM

Drawing No:-
C-05

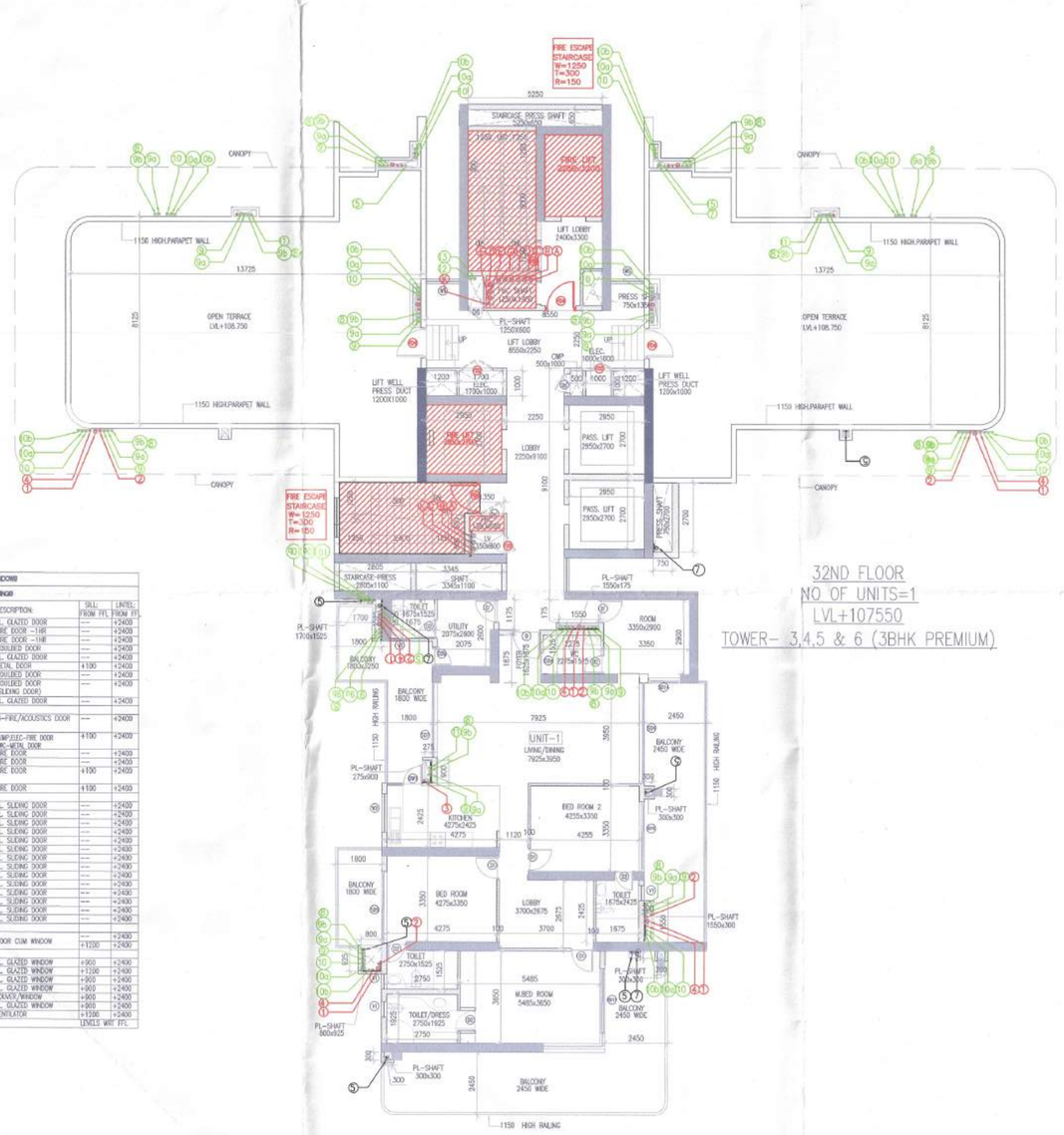

32ND FLOOR
NO OF UNITS=1
LVL+107550
TOWER- 3,4,5 & 6 (3BHK PREMIUM)

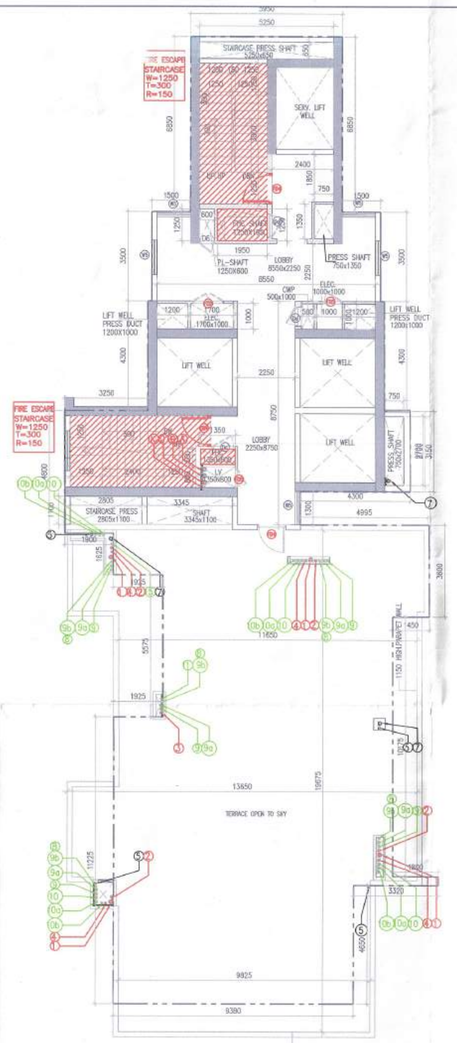

TERRACE PLAN
LVL+110800
TOWER- 3,4,5 & 6 (3BHK PREMIUM)

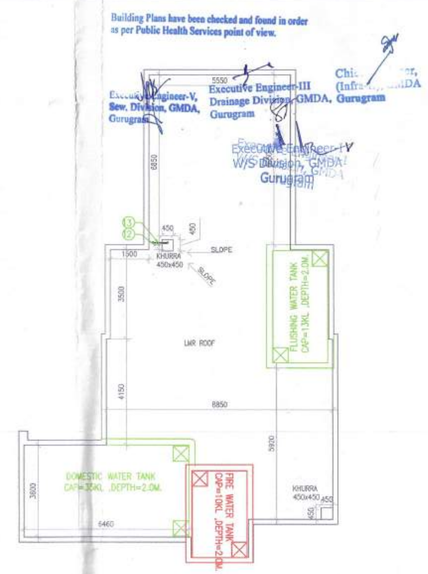

LMR FLOOR PLAN
LVL+113500
TOWER- 3,4,5 & 6 (3BHK PRIMUM)

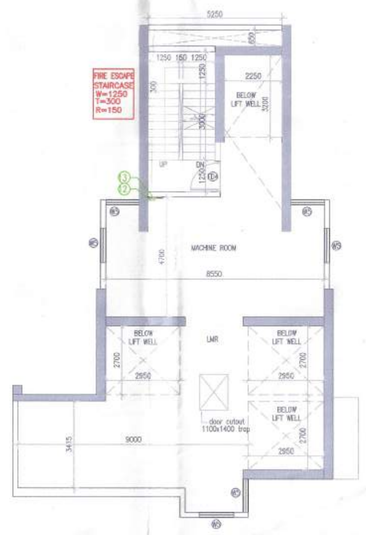

LMR ROOF PLAN
LVL+116800
TOWER- 3,4,5 & 6 (3BHK PRIMUM)

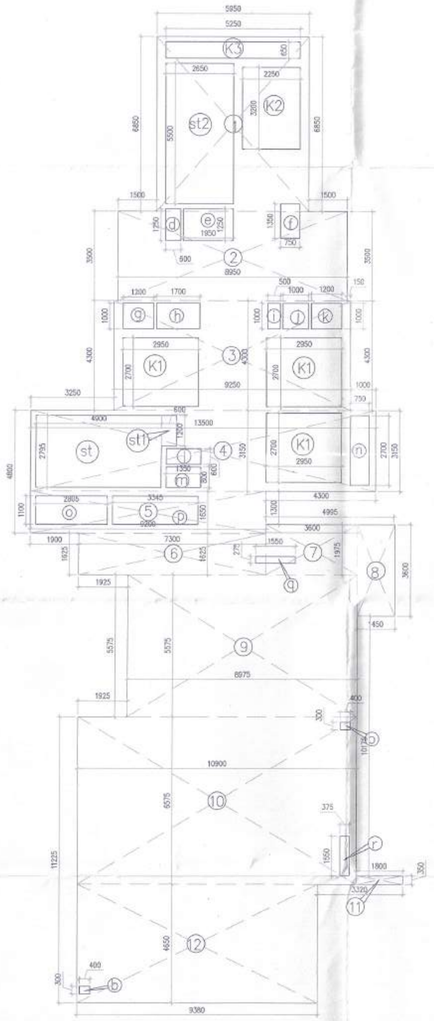

32RD FLOOR
TOWER- 3,4,5 & 6 (3BHK PRIMUM)

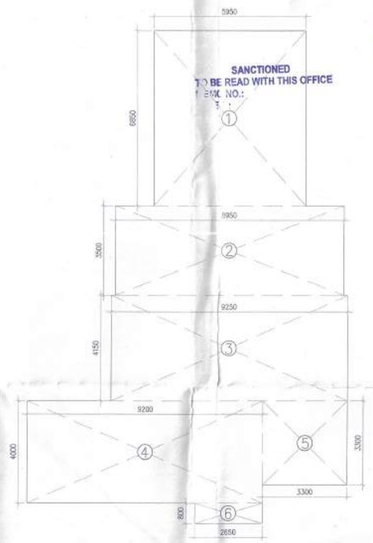

MUMTY MACHINE ROOM
TOWER- 3,4,5 & 6 (3BHK PRIMUM)

Building Plans have been checked and found in order as per Public Health Services point of view.

Executive Engineer-V, Sew. Division, GMDA, Gurugram

Executive Engineer-III Drainage Division, GMDA, Gurugram

Chief Engineer, (Infra...) GMDA, Gurugram

Executive Engineer-V W/S Division, GMDA Gurugram

A.T.P.(H2) Member BPAC | S.T.P.(H3) Member BPAC | S.T.P.(E) Member BPAC | B.P.A.C.

CP DINESH KUMAR PA(HQ)

J.D. | P.A. | A.T.P.

SANCTIONED TO BE READ WITH THIS OFFICE MEMO NO.:

N
north

DD(NT)
MEMBER
BPAC

SCHEDULE OF DOOR + WINDOW

SCHEDULE OF OPENINGS

TYPE	SIZE	LOCATION	DESCRIPTION	SILL FROM FFL	LINTEL FROM FL
D1	1800x2400	EMT.LOBBY	AL. GLAZED DOOR	---	+2400
D	1100x2400	EMRT ENTRY	FIRE DOOR -1HR	---	+2400
F	900x2400	MULTI P. ROOM/SERVANT ROOM	FIRE DOOR -1HR	---	+2400
D11	900x2400	BED ROOM	WOODEN DOOR	---	+2400
D16	900x2400	KITCHEN	AL. GLAZED DOOR	---	+2400
D17	900x2300	FIRE	METAL DOOR	+100	+2400
D3	750x2400	TOILET	WOODEN DOOR	---	+2400
D36	750x2400	TOILET	WOODEN DOOR (SLIDING DOOR)	---	+2400
D35	750x2400	SERVANT ROOM	AL. GLAZED DOOR	---	+2400
FD1	1800x2400	DC RM/PUMP RM ELEC. RM/CMD RM	6H-FIRE/ACOUSTICS DOOR	---	+2400
FD2	1200x2300	ELECTRICAL SHAFT	PUMP/ELEC-FIRE DOOR FIRE -4HOUR DOOR	+100	+2400
FD3	1100x2400	REFUGE AREA	FIRE DOOR	---	+2400
FD4	1100x2400	STAIRCASE/LIFT LOBBY	FIRE DOOR	---	+2400
FD5	750x2300	ELECTRICAL/AV/CC/CRP SHAFT	FIRE DOOR	+100	+2400
FD6	900x2300	CRP	FIRE DOOR	+100	+2400
D12	4700x2400	BED ROOM	AL. SLIDING DOOR	---	+2400
D02	4275x2400	LIVING/DINING	AL. SLIDING DOOR	---	+2400
D13	4025x2400	LIVING/DINING	AL. SLIDING DOOR	---	+2400
D04	3650x2400	BED ROOM/LIVING/DINING	AL. SLIDING DOOR	---	+2400
D05	3700x2400	BED ROOM	AL. SLIDING DOOR	---	+2400
D06	3000x2400	LIVING/DINING/LOUNGE	AL. SLIDING DOOR	---	+2400
D07	3300x2400	LIVING/DINING	AL. SLIDING DOOR	---	+2400
D08	3075x2400	BED ROOM	AL. SLIDING DOOR	---	+2400
D09	2850x2400	BED ROOM	AL. SLIDING DOOR	---	+2400
D10	2775x2400	BED ROOM	AL. SLIDING DOOR	---	+2400
D110	2550x2400	BED ROOM	AL. SLIDING DOOR	---	+2400
D111	2400x2400	BED ROOM	AL. SLIDING DOOR	---	+2400
D113	1425x2400	BED ROOM	AL. SLIDING DOOR	---	+2400
D114	1250x2400	MULTI P. ROOM	AL. SLIDING DOOR	---	+2400
DW	750x2400 600x1200	DOOR KITCHEN WINDOW	DOOR CUM WINDOW	--- +1200	+2400 +2400
W1	2400x1800	BED ROOM	AL. GLAZED WINDOW	+900	+2400
W2	1500x1800	KITCHEN	AL. GLAZED WINDOW	+1200	+2400
W3	1500x1800	LMR	AL. GLAZED WINDOW	+900	+2400
W4	1500x1800	STAIRCASE	AL. GLAZED WINDOW	+900	+2400
W5	1300x1800	LOBBY	LOUVER/WINDOW	+900	+2400
W6	900x1500	BED ROOM	AL. GLAZED WINDOW	+900	+2400
V1	600x1200	TOILET	VENTILATOR	+1200	+2400
				LINTELS WRT FFL	

TOWER -3,4,5, & 6, 32ND FLOOR AREA CALCULATION

GROSS - A									
1	=	1	X	5.950	X	6.850	=	40.758	SQM
2	=	1	X	8.950	X	3.500	=	31.325	SQM
3	=	1	X	9.250	X	4.300	=	39.775	SQM
4	=	1	X	13.500	X	3.150	=	42.525	SQM
5	=	1	X	9.200	X	1.650	=	15.180	SQM
6	=	1	X	7.300	X	1.625	=	11.863	SQM
7	=	1	X	3.600	X	1.975	=	7.110	SQM
8	=	1	X	1.450	X	3.600	=	5.220	SQM
9	=	1	X	8.975	X	5.575	=	50.036	SQM
10	=	1	X	10.900	X	6.575	=	71.668	SQM
11	=	1	X	1.800	X	0.350	=	0.630	SQM
12	=	1	X	9.380	X	4.650	=	43.617	SQM
						TOTAL	**=**	**359.705**	**SQM**
GROSS -B									
b	=	2	X	0.300	X	0.400	=	0.240	SQM
d	=	1	X	0.600	X	1.250	=	0.750	SQM
e	=	1	X	1.950	X	1.250	=	2.438	SQM
f	=	1	X	0.750	X	1.350	=	1.013	SQM
g	=	1	X	1.200	X	1.000	=	1.200	SQM
h	=	1	X	1.700	X	1.000	=	1.700	SQM
i	=	1	X	0.500	X	1.000	=	0.500	SQM
j	=	1	X	1.000	X	1.000	=	1.000	SQM
k	=	1	X	1.200	X	1.000	=	1.200	SQM
l	=	1	X	1.350	X	0.600	=	0.810	SQM
m	=	1	X	1.350	X	0.800	=	1.080	SQM
n	=	1	X	0.750	X	2.700	=	2.025	SQM
o	=	1	X	2.805	X	1.100	=	3.086	SQM
p	=	1	X	3.345	X	1.100	=	3.680	SQM
q	=	1	X	1.550	X	0.275	=	0.426	SQM
r	=	1	X	0.375	X	1.550	=	0.581	SQM
k1	=	3	X	2.950	X	2.700	=	23.895	SQM
k2	=	1	X	2.250	X	3.200	=	7.200	SQM
k3	=	1	X	5.250	X	0.650	=	3.413	SQM
						TOTAL	**=**	**56.235**	**SQM**
GROSS -C									
st	=	1	X	4.900	X	2.795	=	13.696	SQM
st1	=	1	X	0.600	X	1.200	=	0.720	SQM
st2	=	1	X	2.650	X	5.500	=	14.575	SQM
						TOTAL	**=**	**28.991**	**SQM**

32ND FLOOR AREA	=	**GROSS-A**	-	**GROSS-B**	-	**GROSS-C**
	=	**359.705**		**56.235**	-	**28.991**
TOTAL	=	**274.480**	**SQM**	**GROSS-D**		
TOTAL BUIL- UP AREA	=	**GROSS-D**	+	**GROSS-C**		
	=	**274.480**	+	**28.991**		
TOTAL	=	**303.470**	**SQM**			

S.No.	PLUMBING LEGEND :-
1	SOIL PIPE
2	WASTE PIPE
3	KITCHEN WASTE PIPE
4	VENT PIPE
5	BALCONY RAIN WATER PIPE
6	RAIN WATER PIPE
7	RAIN WATER PIPE
8	DOMESTIC WATER SUPPLY(GRAVITY)(TOP THREE FLOORS)
9	DOMESTIC LOW ZONE WATER SUPPLY(GRAVITY) (GROUND TO 10TH FLOOR
10	DOMESTIC HIGH ZONE WATER SUPPLY(GRAVITY) (10TH TO 27TH FLOOR
11	DOMESTIC WATER SUPPLY(GRAVITY)(BASEMENT)
12	FLUSHING LOW ZONE WATER SUPPLY(GRAVITY) (GROUND TO 10TH FLOOR
13	FLUSHING HIGH ZONE WATER SUPPLY(GRAVITY) (10TH TO 27TH FLOOR
14	FLUSHING WATER SUPPLY(GRAVITY)(BASEMENT)
15	HOT WATER SUPPLY (INDUSTRIAL) FROM SOLAR FOR TOP FIVE FLOORS
16	DOMESTIC WATER SUPPLY BOOST FOR G.L. TANK
17	FLUSHING WATER SUPPLY BOOST FOR G.L. TANK
18	HVAC DRAIN PIPE

MUMTY / MACHINE ROOM AREA CALCULATION

GROSS - A									
1	=	1	X	5.950	X	6.850	=	40.758	SQM
2	=	1	X	8.950	X	3.500	=	31.325	SQM
3	=	1	X	9.250	X	4.150	=	38.388	SQM
4	=	1	X	9.250	X	4.000	=	37.000	SQM
5	=	1	X	3.300	X	3.300	=	10.890	SQM
6	=	1	X	2.650	X	0.800	=	2.120	SQM
						TOTAL	**=**	**160.480**	**SQM**

Note :-

1. BUILDING HAS AUTOMATIC SPRINKLER SYSTEM WHEREVER REQUIRED BY NBC.
2. BUILDING WILL BE DESIGNED (STRUCTURES) AS PER RELEVENT IS CODES FOR EARTH QUAKE RESISTANCE.
3. WC SHALL BE MECHANICALLY LIGHT & VENTILATED WHEREVER REQUIRED

PROJECT:

PROPOSED BUILDING PLAN OF GROUP HOUSING COLONY MEASURING 24.10 ACRES (LICENCE NO 80 OF 2012 DATED 17/08/2012) IN SECTOR 106, GURUGRAM MANESAR URBAN COMPLEX BEING DEVELOPED BY AIRMID DEVELOPERS LTD. & OTHERS.

OWNER'S SEAL & SIGNATURE

Airmid Developers Limited
Authorised Signatory

ARCHITECT'S SEAL & SIGNATURE

AVINASH CHANDRA VAIDYA
Architect No. CA/75/02208
H. No. 163, PH-II
New Palam Vihar, Gurugram

AUG.-2022. | Scale : 1:100

Drawing Title:-
TOWER-3,4,5 & 6
32ND FLOOR PLAN & FAR AREA CALCULATION - DIAGRAM, MUMTY/ MACHINE ROOM PLAN & AREA DIAGRAM

Drawing No:-
C-06

Note :-

1. BUILDING HAS AUTOMATIC SPRINKLER SYSTEM WHEREVER REQUIRED BY NBC.

2. BUILDING WILL BE DESIGNED (STRUCTURES) AS PER RELEVENT IS CODES FOR EARTH QUAKE RESISTANCE.

KEY PLAN

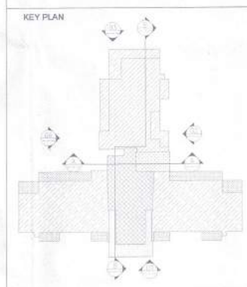



ELEVATION-01

A.D.(P) Member B.P.A.C. | S.T.P.(HQ) Member/Secretary B.P.A.C. | S.T.P.(G) Member B.P.A.C. | Chairman B.P.A.C.

DINESH KUMAR PA(HQ)

DDT(T) MEMBER BPAC

SANCTIONED
TO BE READ WITH THIS OFFICE MEMO NO.:
DATED :

J.D. P.A. A.T.P.

PROJECT:

PROPOSED BUILDING PLAN OF GROUP HOUSING COLONY MEASURING 24.10 ACRES (LICENCE NO 80 OF 2012 DATED 17/08/2012) IN SECTOR 106, GURUGRAM MANESAR URBAN COMPLEX BEING DEVELOPED BY AIRMID DEVELOPERS LTD. & OTHERS.

OWNER'S SEAL & SIGNATURE

Airmid Developers Limited

Authorised Signatory

ARCHITECT'S SEAL & SIGNATURE

AVINASH CHANDRA VAIDYA
Architect No. CA/75/02006
H. No. 163, PH-II
New Palam Vihar, Gurugram

AUG.-2022. | Scale : 1:50

Drawing Title:-

TOWER-14 & 15

ELEVATION-1

Drawing No:-

A-07