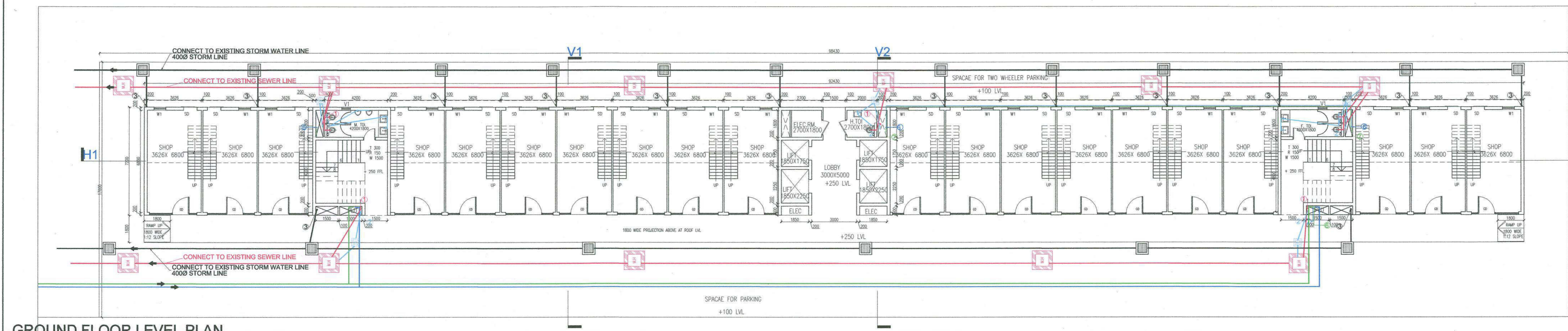
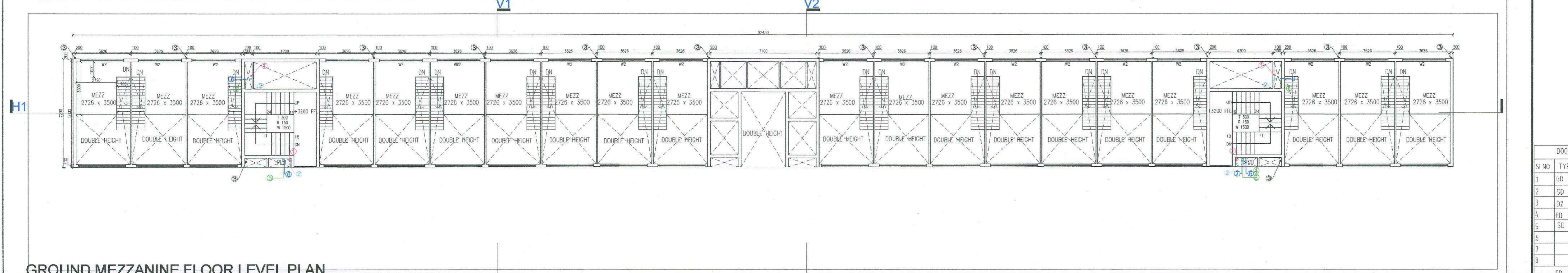


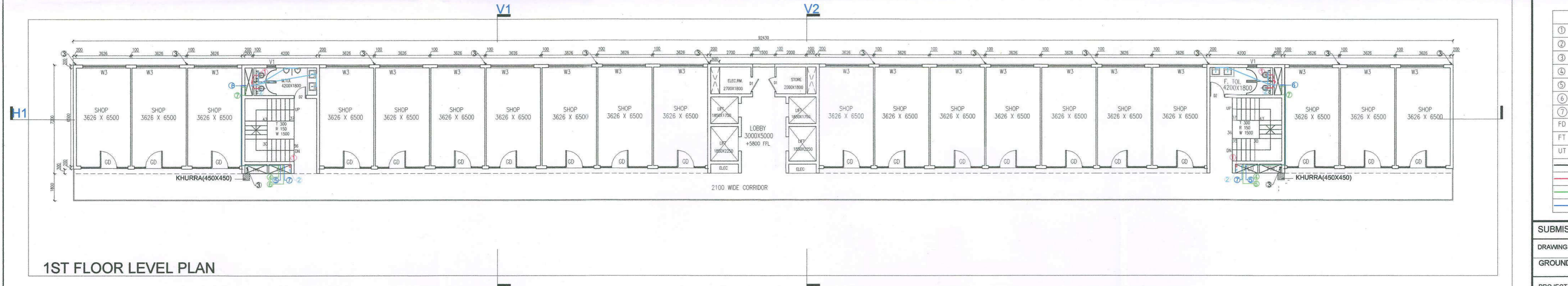
Sanctioned  
Subject to Validity of Licence CLU  
*[Signature]*  
Chairman  
Building Plan Committee Controlled Area  
Faridabad Circle, Faridabad




GROUND FLOOR LEVEL PLAN



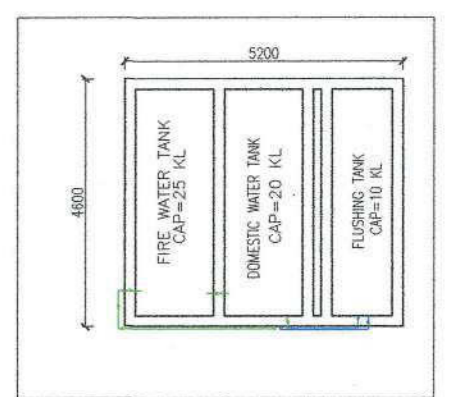
GROUND MEZZANINE FLOOR LEVEL PLAN



1ST FLOOR LEVEL PLAN



MUMTY & WATER TANK TERRACE PLAN



WATER TANK

DOOR SCHEDULE			WINDOW SCHEDULE		
Sl NO	TYPE	SIZE	Sl NO	TYPE	SIZE
1	GD	1200x2400	1	W1	1200x1500
2	SD	1000x2100	2	W2	3000x1700
3	D2	750x2100	3	W3	3000x2250
4	FD	1200x2100	4	W4	3000x1500
5	SD	1200x1500	5		
6			6		
7			VENTILATORS SCHEDULE		
8			1	V1	600x1200

FD - FIRE DOOR

PLUMBING LEGEND	
①	100 φ SOIL & VENT PIPE
②	100 φ WASTE & VENT PIPE
③	100φ RAIN WATER PIPE
④	DOMESTIC WATER SUPPLY PIPE
⑤	FLUSHING WATER SUPPLY PIPE
⑥	50φ DOMESTIC WATER SUPPLY TO OHT.
⑦	40φ FLUSHING WATER SUPPLY TO OHT.
FD	FLOOR DRAIN
FT	FLOOR TRAP
UT	URINAL TRAP
—	STORM WATER LINE
—	SEWER LINE
—	DOMESTIC WATER RISER LINE
—	FLUSHING WATER RISER LINE

SUBMISSION DRAWING	REV. NO. :- R0
DRAWING TITLE	DRG NUMBER
GROUND & FIRST FLOOR PLAN	COM-02/83/10.33

PROJECT TITLE:  
PROPOSED BUILDING PLAN OF COMMERCIAL SITE  
AREA MEASURING 0.41 ACRE FALLING AFFORDABLE  
RESIDENTIAL PLOTTED COLONY UNDER DEEN DAYAL  
JAN AWAS YOJANA ON THE LAND AREA MASSACRING  
10.3375 ACRES (LICENCE NO. 112 OF 2019 DATED  
11.09.2020) IN SECTOR -83, FARIDABAD

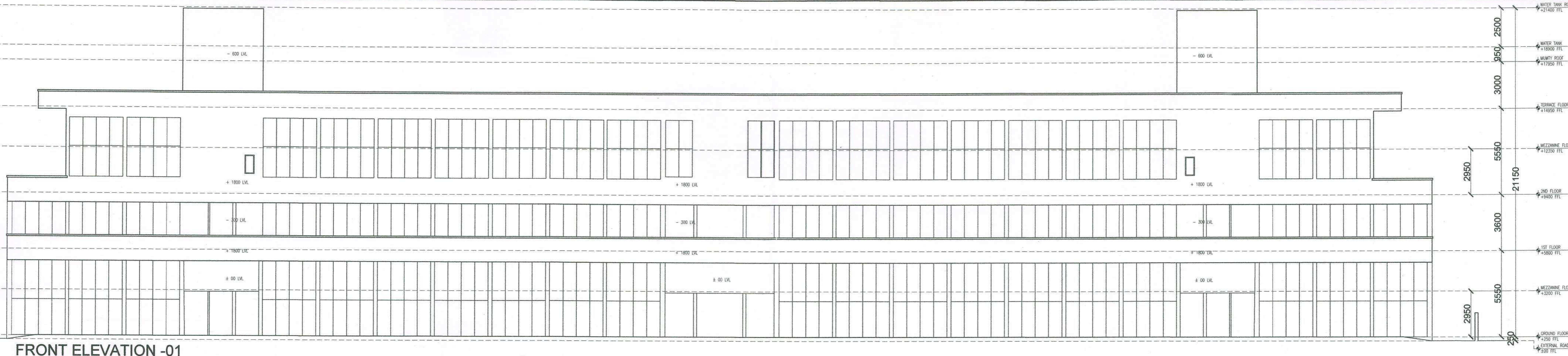
SCALE	1:100	
DATE	10 SEP 19	

*[Signature]*  
Authorized Signatory

*[Signature]*  
Divvir Singh  
CA/2010/47004  
Architect /  
Town Planner

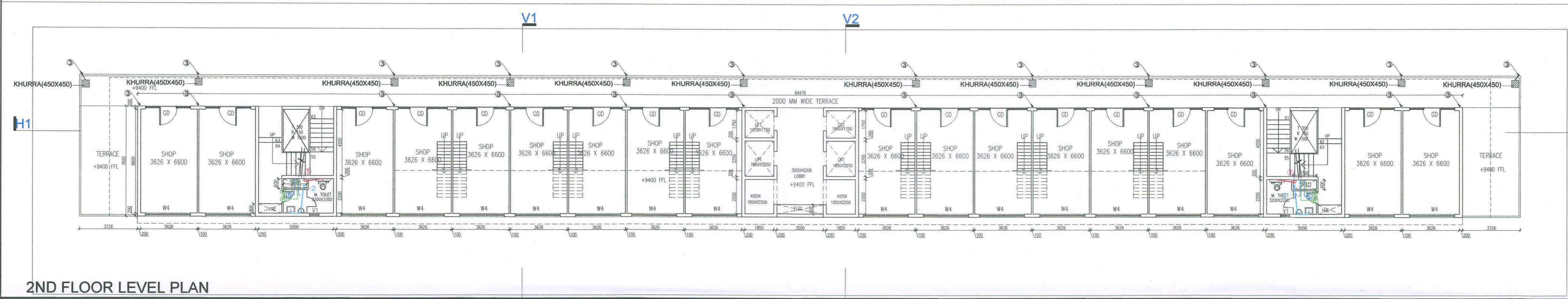
CLIENT :  
DESIGNER REALTORS PVT. LTD.  
PLOT NO. 2B, SEC-94, NOIDA,  
GAUTAM BUDH NAGAR-201301

SHEET :-  
2 OF 4



FRONT ELEVATION -01

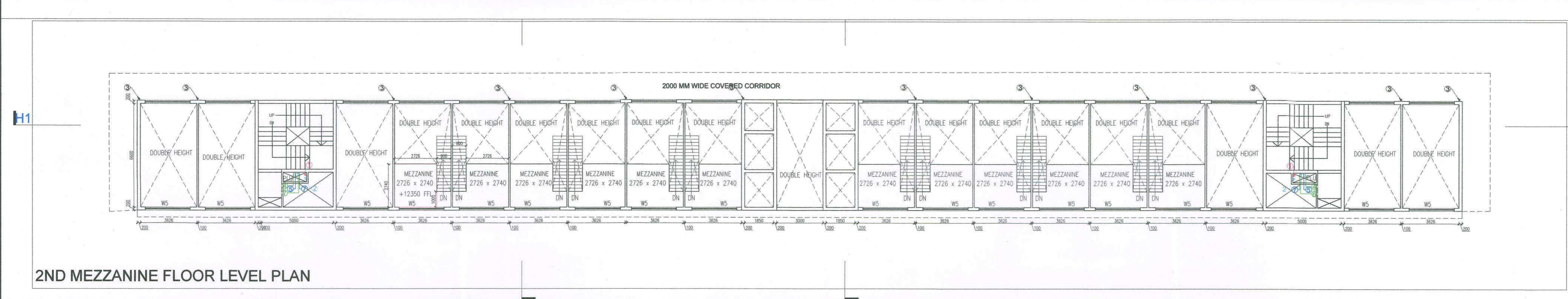
Sanctioned  
Subject to Validity of Licence CLU  
*[Signature]*  
Chairman  
Building Plan Committee Controlled Area  
Faridabad Circle, Faridabad



2ND FLOOR LEVEL PLAN

DOOR SCHEDULE			WINDOW SCHEDULE		
Sl.NO	TYPE	SIZE	Sl.NO	TYPE	SIZE
1	GD	1200X2400	1	W1	1200X1500
2	SD	1000X2100	2	W2	3080X1700
3	FD	750X2100	3	W3	3080X2250
4	FD	1200X2100	4	W4	3080X1500
5	SD	1200X1500	5		
6			6		
7			VENTILATORS SCHEDULE		
8			1	V1	600X1200

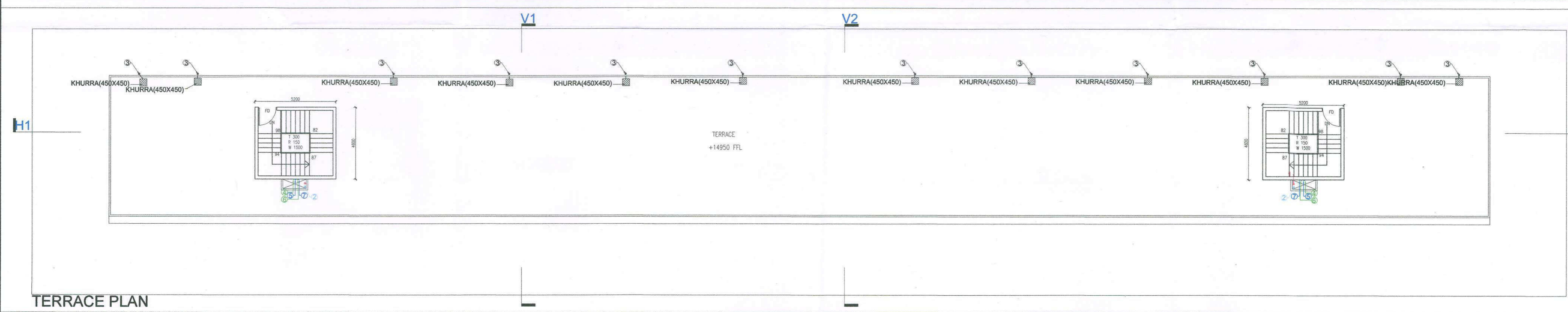
FD - FIRE DOOR



2ND MEZZANINE FLOOR LEVEL PLAN

PLUMBING LEGEND	
①	100 Ø SOIL & VENT PIPE
②	100 Ø WASTE & VENT PIPE
③	100 Ø RAIN WATER PIPE
④	DOMESTIC WATER SUPPLY PIPE
⑤	FLUSHING WATER SUPPLY PIPE
⑥	50 Ø DOMESTIC WATER SUPPLY TO OHT.
⑦	40 Ø FLUSHING WATER SUPPLY TO OHT.
FD	FLOOR DRAIN
FT	FLOOR TRAP
UT	URINAL TRAP
—	STORM WATER LINE
—	SEWER LINE
—	DOMESTIC WATER RISER LINE
—	FLUSHING WATER RISER LINE

SUBMISSION DRAWING	REV. NO. :- R0
DRAWING TITLE	DRG NUMBER
2ND FLOOR & TERRACE FLOOR PLAN, FRONT ELEVATION	COM-02/83/10.33



TERRACE PLAN

PROJECT TITLE:  
PROPOSED BUILDING PLAN OF COMMERCIAL SITE AREA MEASURING 0.41 ACRE FALLING AFFORDABLE RESIDENTIAL PLOTTED COLONY UNDER DEEN DAYAL JAN AWAS YOJANA ON THE LAND AREA MASSACING 10.3375 ACRES (LICENCE NO. 112 OF 2019 DATED 11.09.2020) IN SECTOR -83, FARIDABAD

SCALE	1:100	
DATE	10 SEP 19	

Dilvir Singh  
 CA/2010/47004  
 Architect /  
 Town Planner

CLIENT :  
 DESIGNER REALTORS PVT. LTD.  
 PLOT NO. 2B, SEC-94, NOIDA,  
 GAUTAM BUDH NAGAR-201301

SHEET :-  
3 OF 4

