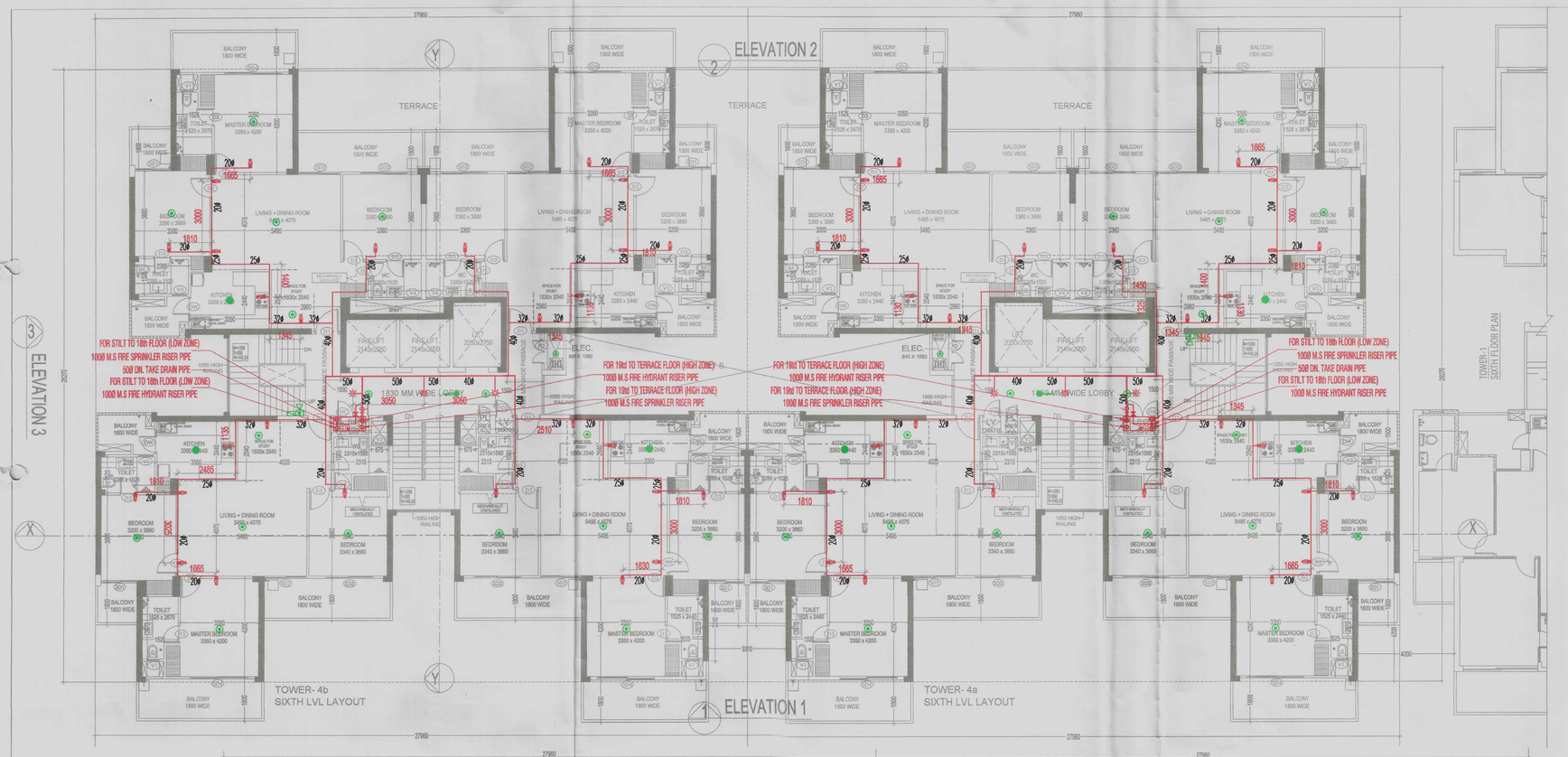

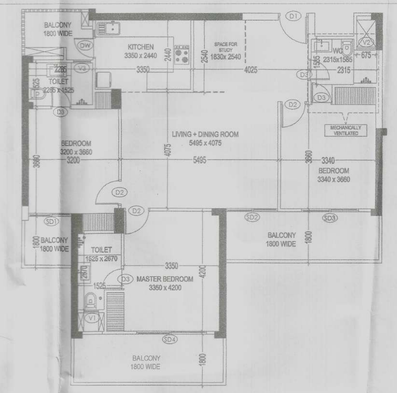

3BHK+STUDY(TOWER- 4A&4B)
CARPET AREA

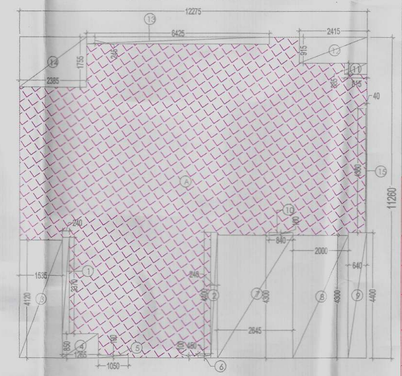

3BHK+STUDY(TOWER- 4A&4B)
CARPET AREA DIAGRAM

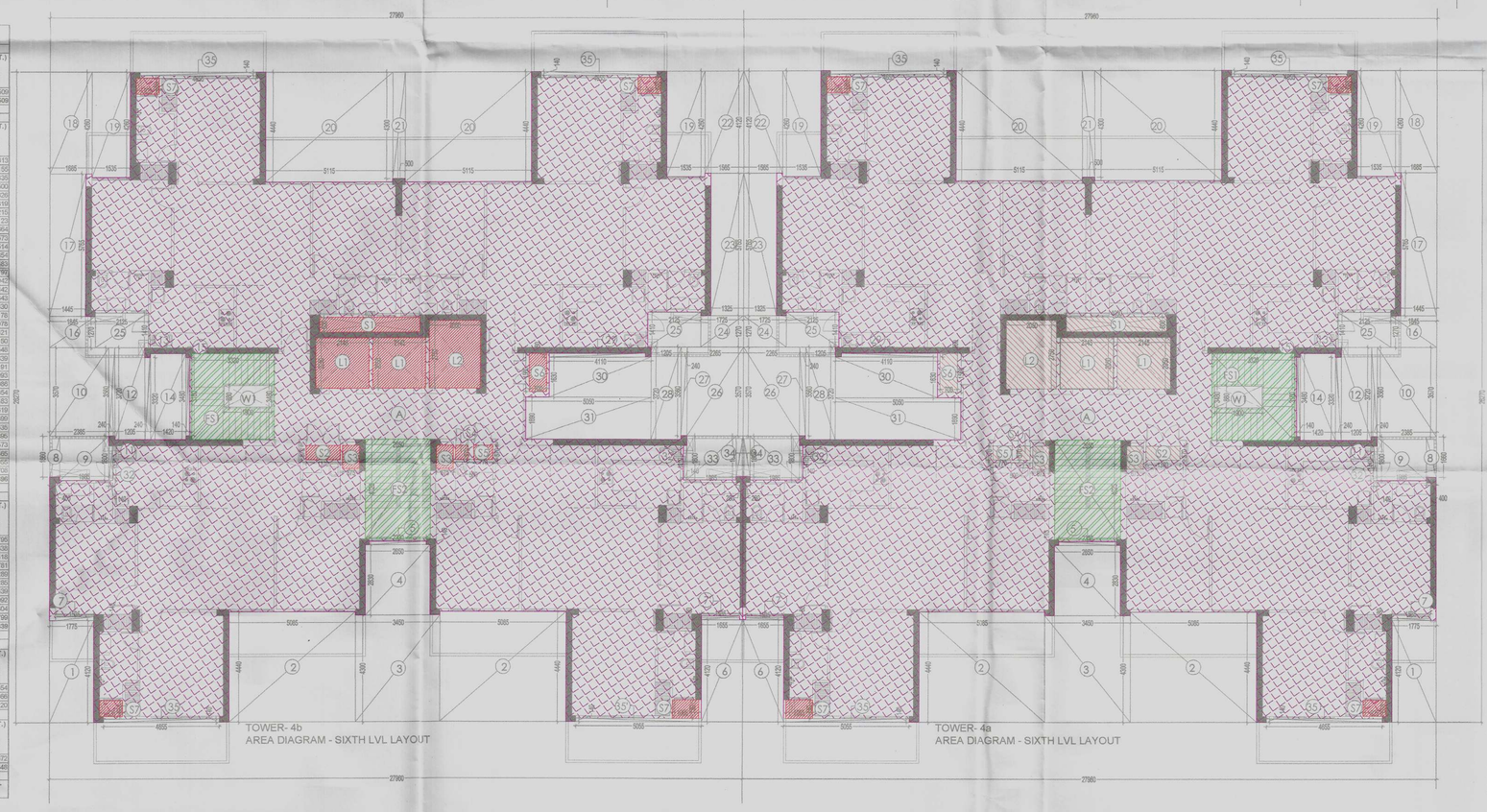

FAR AREA AT SIXTH LVL -TOWER -4b
(All Distances are in Meter & Areas in Sqm)

ADDITIONS (A)

ITEM	NO.S	WIDTH (MTR.)	LENGTH (MTR.)	AREA(SQ.MT.) = NO.X LENGTH X WIDTH
A	1	27.960	26.270	734.509
TOTAL(A) =				734.509

DEDUCTION (B)

ITEM	NO.S	WIDTH (MTR.)	LENGTH (MTR.)	AREA(SQ.MT.) = NO.X LENGTH X WIDTH
1	1	1.775	4.120	7.313
2	2	5.085	4.440	45.155
3	1	3.400	4.300	14.620
4	1	2.650	2.830	7.500
5	1	2.330	0.140	0.326
6	1	1.655	4.120	6.816
7	1	1.535	0.160	0.246
8	1	1.660	0.400	0.664
9	1	1.985	1.800	3.573
10	1	2.385	3.570	8.514
11	1	0.240	3.560	0.854
12	1	1.205	3.720	4.483
13	1	0.240	3.320	0.797
14	1	1.420	3.460	4.913
15	1	0.140	3.160	0.442
16	1	1.845	1.270	2.343
17	1	1.445	5.765	8.330
18	1	1.685	4.260	7.176
19	2	1.535	4.260	13.076
20	2	5.115	4.440	45.421
21	1	0.500	4.300	2.150
22	1	1.565	4.120	6.448
23	1	1.325	5.765	7.639
24	1	1.725	1.270	2.191
25	2	2.125	1.410	5.950
26	1	3.570	2.265	8.086
27	1	0.240	3.560	0.854
28	1	1.205	3.720	4.483
29	1	3.870	0.160	0.619
30	1	4.110	1.630	6.699
31	1	5.050	1.690	8.535
32	2	0.140	1.410	0.396
33	1	1.985	1.800	3.573
34	1	0.280	1.660	0.465
35	1	6.055	0.140	0.848
TOTAL				243.696

SERVICE SHAFT & LIFT (C)

ITEM	NO.S	WIDTH (MTR.)	LENGTH (MTR.)	AREA(SQ.MT.) = NO.X LENGTH X WIDTH
L1	2	2.145	2.050	8.795
L2	1	2.050	2.750	5.638
S1	1	4.030	0.600	2.418
S2	1	1.370	0.570	0.781
S3	2	0.675	0.955	1.289
S4	1	0.500	0.570	0.285
S5	1	0.770	0.570	0.439
S6	1	0.700	1.560	1.092
S7	3	0.925	0.650	1.804
S7	1	1.095	0.750	0.821
TOTAL SERVICES AREA				23.339

NON FAR/ STAIRCASE (D)

ITEM	NO.S	WIDTH (MTR.)	LENGTH (MTR.)	AREA(SQ.MT.) = NO.X LENGTH X WIDTH
FS1	1	3.320	3.480	11.554
FS2	1	2.650	4.025	10.666
TOTAL				22.220

STAIRCASE WELL (E)

ITEM	NO.S	WIDTH (MTR.)	LENGTH (MTR.)	AREA(SQ.MT.) = NO.X LENGTH X WIDTH
W1	1	1.900	0.880	1.672
TOTAL NON FAR AREA (D + E)				20.548

TOTAL FAR AREA AT TYPICAL LVL. = ADDITION(A) - DEDUCTION (B+C+D)=

FAR AREA AT SIXTH LVL -TOWER -4a
(All Distances are in Meter & Areas in Sqm)

ADDITIONS (A)

ITEM	NO.S	WIDTH (MTR.)	LENGTH (MTR.)	AREA(SQ.MT.) = NO.X LENGTH X WIDTH
A	1	27.960	26.270	734.509
TOTAL(A) =				734.509

DEDUCTION (B)

ITEM	NO.S	WIDTH (MTR.)	LENGTH (MTR.)	AREA(SQ.MT.) = NO.X LENGTH X WIDTH
1	1	1.775	4.120	7.313
2	2	5.085	4.440	45.155
3	1	3.400	4.300	14.620
4	1	2.650	2.830	7.500
5	1	2.330	0.140	0.326
6	1	1.655	4.120	6.816
7	2	1.535	0.080	0.246
8	1	1.660	0.400	0.664
9	1	1.985	1.800	3.573
10	1	2.385	3.570	8.514
11	1	0.240	3.560	0.854
12	1	1.205	3.720	4.483
13	1	0.240	3.320	0.797
14	1	1.420	3.460	4.913
15	1	0.140	3.160	0.442
16	1	1.845	1.270	2.343
17	1	1.445	5.765	8.330
18	1	1.685	4.260	7.176
19	2	1.535	4.260	13.076
20	2	5.115	4.440	45.421
21	1	0.500	4.300	2.150
22	1	1.565	4.120	6.448
23	1	1.325	5.765	7.639
24	1	1.725	1.270	2.191
25	2	2.125	1.410	5.950
26	1	3.570	2.265	8.086
27	1	0.240	3.560	0.854
28	1	1.205	3.720	4.483
29	1	3.870	0.160	0.619
30	1	4.110	1.630	6.699
31	1	5.050	1.690	8.535
32	2	0.140	1.410	0.396
33	1	1.985	1.800	3.573
34	1	0.280	1.660	0.465
35	1	6.055	0.140	0.848
TOTAL				243.604

SERVICE SHAFT & LIFT (C)

ITEM	NO.S	WIDTH (MTR.)	LENGTH (MTR.)	AREA(SQ.MT.) = NO.X LENGTH X WIDTH
L1	2	2.145	2.050	8.795
L2	1	2.050	2.750	5.638
S1	1	4.030	0.600	2.418
S2	1	1.370	0.570	0.781
S3	2	0.675	0.955	1.289
S4	1	0.500	0.570	0.285
S5	1	0.770	0.570	0.439
S6	1	0.700	1.560	1.092
S7	3	0.925	0.650	1.804
S7	1	1.095	0.750	0.821
TOTAL SERVICES AREA				23.339

NON FAR/ STAIRCASE (D)

ITEM	NO.S	WIDTH (MTR.)	LENGTH (MTR.)	AREA(SQ.MT.) = NO.X LENGTH X WIDTH
FS1	1	3.320	3.480	11.554
FS2	1	2.650	4.025	10.666
TOTAL				22.220

STAIRCASE WELL (E)

ITEM	NO.S	WIDTH (MTR.)	LENGTH (MTR.)	AREA(SQ.MT.) = NO.X LENGTH X WIDTH
W1	1	1.900	0.880	1.672
TOTAL NON FAR AREA (D + E)				20.548

TOTAL FAR AREA AT TYPICAL LVL. = ADDITION(A) - DEDUCTION (B+C+D)=

734.509	-	243.604	-	23.339

CARPET AREA (3BHK+STUDY)
(All Distances are in Meter & Areas in Sqm)

ADDITIONS (A)

ITEM	NO.S	WIDTH (MTR.)	LENGTH (MTR.)	AREA(SQ.MT.) = NO.X LENGTH X WIDTH
A	1	12.275	11.250	138.217
TOTAL(A) =				138.217

DEDUCTION (B)

ITEM	NO.S	WIDTH (MTR.)	LENGTH (MTR.)	AREA(SQ.MT.) = NO.X LENGTH X WIDTH
1	1	0.240	3.400	0.816
2	1	0.240	4.400	1.056
3	1	1.600	4.120	6.592
4	1	0.600	1.300	1.105
5	1	0.100	1.050	0.105
6	1	0.100	0.450	0.045
7	1	4.300	2.645	11.374
8	1	4.300	2.000	8.600
9	1	4.400	0.640	2.816
10	1	0.100	0.640	0.064
11	1	0.900	0.385	0.347
12	1	0.930	2.415	2.246
13	1	6.485	0.245	1.589
14	1	1.755	2.385	4.185
15	1	0.540	4.360	2.354
TOTAL				41.134

TOTAL CARPET AREA OF UNIT = ADDITION(A) - DEDUCTION(B)=				
138.217	-	41.134		
		=	97.083	SQMT

NOTE-
W.C SHOULD BE MECHANICALLY VENTILATED AT EVERY FLOOR

DOOR WINDOW SCHEDULE

TYPE	WIDTH	HEIGHT	SILL LVL.	LINTEL LVL.	REMARKS
D1	1050	2400	± 00	2400	ENTRANCE (ONE HOUR FIRE RATED DOOR)
D2	900	2250	± 00	2250	BEDROOMS
D3	750	2250	± 00	2250	TOILETS
SD1	1535	2400	± 00	2400	BEDROOM
SD2	1835	2400	± 00	2400	LIVING/DINING
SD3	2000	2400	± 00	2400	BEDROOM
SD4	2450	2400	± 00	2400	MASTER BEDROOM
DW	1000	1350	+1050	2400	KITCHEN
V1	525	1350	+1050	2400	TOILETS
V2	675	1350	+1050	2400	TOILETS
V3	600	1350	+1050	2400	TOILETS
V4	750	1350	+1050	2400	TOILETS
FHC	1370	2000	+100	2100	FHC
FD	1000	2000	+100	2100	FIRE DOOR (ONE HOUR FIRE RATED DOOR)
FD1	985	2100	±00	2100	FIRE DOOR (ONE HOUR FIRE RATED DOOR)
FD2	500	2000	+100	2100	FIRE DOOR (ONE HOUR FIRE RATED DOOR)
FD3	750	2000	+100	2100	FIRE DOOR (ONE HOUR FIRE RATED DOOR)
FD4	1250	2100	±00	2100	FIRE DOOR (ONE HOUR FIRE RATED DOOR)
G1	5245	2400	± 00	2400	GLAZING

Key Plan

V C[illegible]
Fire Consultant
(Civil, Fire Fighting, Electrical & Ventilation)
B-60, Basement
Soami Nagar, New Delhi

CERTIFIED THAT THESE PLANS ARE AS PER ORIGINAL PLANS APPROVED BY DG, TCP, CHANDIGARH VIDE MEMO NO. LC-4175/JE (DS)/2022/27733 DATED : 12.09.2022

GIAN P. MATHUR
ARCHITECT
B. Arch., M.C.A. I.I.A
CA No. 80/5769

OWNER SIG. ARCHITECT SIG.

NOTE–INTERNAL PIPE WILL BE IN cPVC CONFORMING TO IS 16534

LEGEND:

SYMBOL	DESCRIPTION	HEIGHT
	SMOKE DETECTOR	CEILING
	HEAT DETECTOR	CEILING
	MANUAL CALL POINT	1200MM
	TELEPHONE JACK	1200MM
	HOOTER	2150MM
	EXIT SIGN	CEILING

NOTE– THE DISTANCE BETWEEN DETECTOR TO THE DETECTOR SHALL BE 6.5 TO 7 MEETER.

LEGEND:–

FHC	FIRE HOSE CABINET
	PENDENT TYPE SPRINKLER
	SIDE WALL SPRINKLER
	9 Ltr. WATER GAS PRESSURE TYPE FIRE EXTINGUISHER
	4.5 kg CO_2 TYPE FIRE EXTINGUISHER
	BUTTER FLY VALVE
	FLOW INDICATING SWITCH

NOTE–

EACH FIRE HOSE CABINET SHALL CONSIST OF

1 No. – GUNMETAL SINGLE HEADED HYDRANT
2 Nos. – FIRE HOSES 63mm 15M LONG WITH ACCESSORIES.
1 No. – SHORT BRANCH
1 No – FIRST AID HOSE REEL
2 Nos – FIRE EXTINGUISHERS
1 No – FIRE MAN'S AXE.

OWNER,S NAME :
Vibrant infratech Pvt. Ltd & Others
In Collaboration with Union Buildmart Pvt.

Architect:

GIAN P. MATHUR AND ASSOCIATES (P) LTD.
C - 55, East Of Kailash, New Delhi-110065
T : 011-46599599 / F 011-46599512
E : info@gpmindia.com / W : www.gpmindia.com

Project Title:

GROUP HOUSING COLONY
UNDER (MIX LAND USE) TOD ZONE FOR (86% GH COMPONENT & 14% COMMERCIAL COMPONENT) ON THE AREA MEASURING 15 03125 ACRES (LICENCE NO -106 OF 2021, DATED 16.12.2021) AT SECTOR -113, GURUGRAM

Status

Sheet Title: RESIDENTIAL BLOCK-Tower-4 (A & B)
SIXTH LVL LAYOUT &
AREA DETAILS
FIRE DEDICATION & FIRE FIGHTING LAYOUT

Owner's Sign | Architect's Sign

GIAN P. MATHUR
ARCHITECT
B. Arch., M.C.A. I.I.A
CA No. 80/5769

SCALE: 1: 100

DATE:

DWG. No.
SD/FD/M3M-113/T-4/103A