TERRACE LVL PLAN

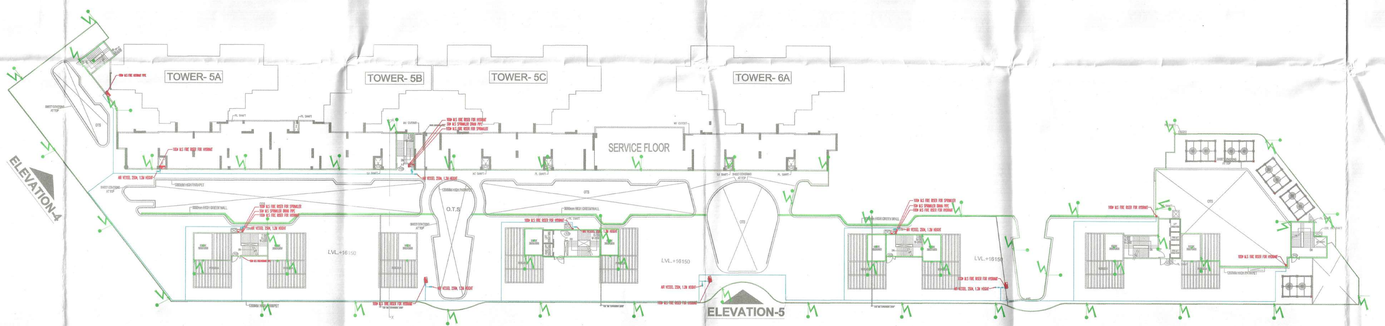

TERRACE LVL AREA DIAGRAM

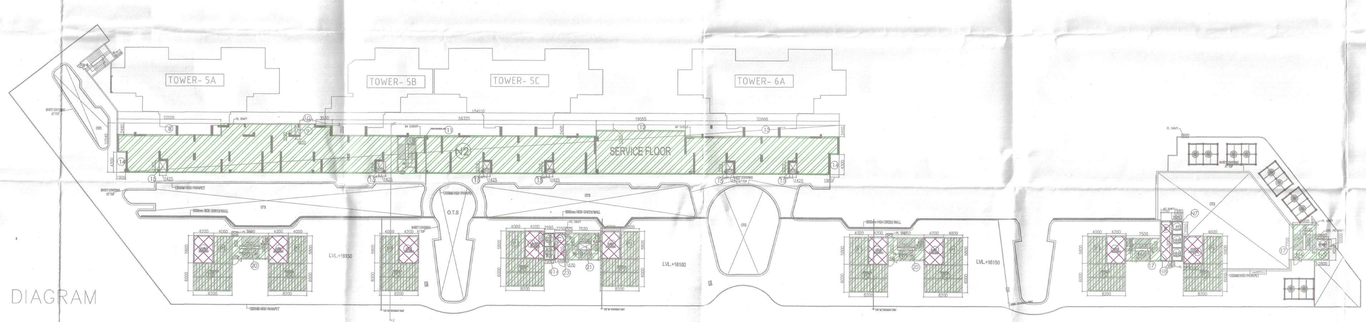

SCHEDULE OF OPENINGS

TYPE	WIDTH	HEIGHT	SILL HT.	LINTEL
GL	G L A Z I N G			
GL/D	3200	3850	-	3850
D1	1000	2100	-	2100
D2	750	2100	-	2100
D3	1200	2100	-	2100
GD	1500	2100	-	2100
FCD	2000	2100	-	2100

FAR & NON FAR AREA AT TERRACE / SERVICE FLOOR LVL

(All Distances are in Meter & Areas in Sqm)

FAR AREA AT TERRACE LVL

ITEM	NO.S	LENGTH (M/TR.)	WIDTH (M/TR.)	AREA(SQ.MT.) = NO.X LENGTH X WIDTH
A	14	4.200	5.800	341.040
B	1	2.250	8.515	19.159
C	1	2.250	5.580	12.555
D	2	2.450	6.185	30.307
E	1	0.720	2.620	1.886
F	1	1.535	2.620	4.022
FAR AREA AT TERRACE LVL(A+B+C+D) =				**408.968**

NON FAR AT SERVICE FLOOR LVL (N8)

ADDITION$

ITEM	NO.S	LENGTH (M/TR.)	WIDTH (M/TR.)	AREA(SQ.MT.) = NO.X LENGTH X WIDTH
N1	1	12.170	106.835	1300.182
N2	1	154.119	10.540	1624.319
N3	1	0.320	3.925	1.256
			TOTAL(P) =	**2925.757**

DEDUCTION

1	1	0.970	8.160	7.915
2	1	0.925	8.725	7.196
3	1	0.835	7.920	6.530
4	4	0.935	1.915	7.162
4A	1	0.860	1.345	1.157
5	2	1.320	6.640	17.530
6	1	5.445	1.775	9.665
7	1	0.835	97.415	81.342
8	1	22.120	2.450	54.194
9	1	0.835	2.190	1.829
10	1	3.530	0.350	1.236
11	1	56.325	2.450	137.996
12	1	19.005	1.240	23.628
13	1	32.860	2.450	80.507
14	2	1.900	4.300	16.340
15	6	1.425	2.315	19.793
			TOTAL(Q) =	**474.021**
NON FAR AT SERVICE FLOOR LVL (N8) = (P-Q)				**2451.737**

NON FAR AT TERRACE LVL (NT)

ADDITION$

ITEM	NO.S	LENGTH (M/TR.)	WIDTH (M/TR.)	AREA(SQ.MT.) = NO.X LENGTH X WIDTH
N4	1	5.000	7.700	38.500
N5	1	2.800	4.595	12.866
N6	1	7.500	5.000	37.500
N7	1	2.380	5.580	13.280
N8	1	2.380	8.515	20.266
N9	2	7.650	5.000	76.500
N10	1	7.520	5.800	43.616
N11	3	2.190	5.830	38.257
N12	1	6.700	4.245	28.442
N13	2	6.600	6.185	81.642
P1	14	4.000	5.800	324.800
P2	14	6.200	6.000	695.600
			TOTAL(R) =	**1404.449**

DEDUCTION

16	1	2.600	2.000	5.200
17	2	0.600	3.300	3.960
18	3	1.900	2.550	14.535
20	2	0.600	3.650	4.380
21	1	2.700	1.420	3.834
22	6	1.950	2.550	29.835
23	1	0.570	3.000	1.710
24	1	0.845	3.300	2.789
25	2	2.400	1.785	8.568
			TOTAL(S) =	**74.811**
NON FAR AT TERRACE LVL (NT) = (R-S)				**1329.639**

Key Plan

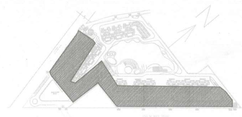

LEGEND

SERVICE AREA

FAR AREA

NON FAR AREA

LEGEND:-

SYMBOL	DESCRIPTION	HEIGHT
	ABOVE FALSE CEILING DETECTOR	CEILING
	ABOVE FALSE CEILING DETECTOR	CEILING
	HEAT DETECTOR	CEILING
	MANUAL CALL POINT	1200MM
	TELEPHONE JACK	1200MM
	HOOTER	2150MM
	RESPONSE INDICATOR	CEILING

NOTE–THE DISTANCE BETWEEN DETECTOR TO THE DETECTOR SHALL BE 6.5 TO 7 METER

LEGENDS:-

SYMBOL	DESCRIPTION
N	Lightning Protection Air Terminal 1 Metre Long
	Ø 8 mm Aluminium Round Conductor Shall Be Used For Mesh, Parapet and Down Conductor
	Ø 8 mm Copper Bonded Steel Shall Be Used ForEarthing InterConnection
	Earthing System (Copper Bonded Rod Of 14.2mm dia. & 10 Feet Length)

LEGEND:–

FHC	FIRE HOSE CABINET
	9 Ltr. WATER GAS PRESSURE TYPE FIRE EXTINGUISHER
	4.5 kg CO_2 TYPE FIRE EXTINGUISHER
	BUTTER FLY VALVE

NOTE–

EACH FIRE HOSE CABINET SHALL CONSIST OF

1 No. – GUNMETAL SINGLE HEADED HYDRANT
2 Nos. – FIRE HOSES 63mm 15M LONG WITH ACCESSORIES.
1 No. – SHORT BRANCH
1 No – FIRST AID HOSE REEL
2 Nos – FIRE EXTINGUISHERS
1 No – FIRE MAN'S AXE.

CERTIFIED THAT THESE PLANS ARE AS PER ORIGINAL PLANS APPROVED BY DG, TCP, CHANDIGARH VIDE MEMO NO. LC-4175-JE (DS)/2022/27733 DATED : 12-09-2022

GIAN P. MATHUR
ARCHITECT
B. Arch., M.C.A. I.I.A
CA No. 80/5769

OWNER SIG. ARCHITECT SIG.

OWNER,S NAME :
Vibrant infratech Pvt. Ltd & others in collaboration with Union Buildmart Pvt. Ltd

Architect:

GIAN P. MATHUR AND ASSOCIATES (P) LTD.
C - 55, East Of Kailash, New Delhi-110065
T : 011-46599590 / F 011-46599512
E : info@gpmindia.com / W : www.gpmindia.com

Project Title:
GROUP HOUSING COLONY
UNDER (MIX LAND USE) TOD ZONE FOR (86% GH COMPONENT & 14% COMMERCIAL COMPONENT) ON THE AREA MEASURING 15.03125 ACRES (LICENCE NO.:106 OF 2021, DATED 16.12.2021) AT SECTOR -113, GURUGRAM

Status: SUBMISSION DRAWING

Sheet Title: COMMERCIAL TERRACE LVL PLAN& AREA DETAIL FIRE DETECTION & FIRE FIGHTING LAYOUT

Owner's Sign | Architect's Sign

GIAN P. MATHUR
ARCHITECT
B. Arch., M.C.A. I.I.A
CA No. 80/5769

SCALE: 1: 400

DATE:

DWG. No. SD/FF/M3M-113/COMM/106

V Consulting
Fire Consultant
(Fire Fighting, Electrical & Ventilation)
B-50, Basement
Soami Nagar, New Delhi