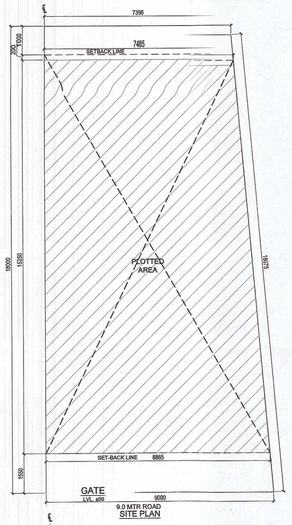

SITE PLAN

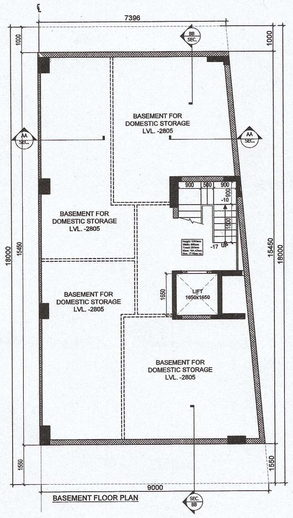

BASEMENT FLOOR PLAN

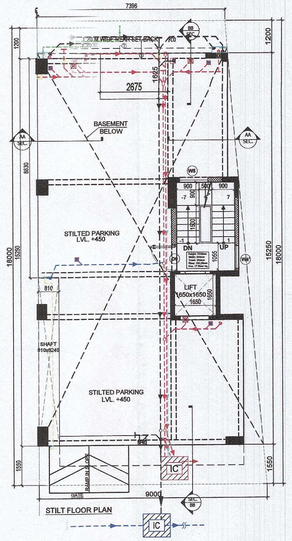

STILT FLOOR PLAN

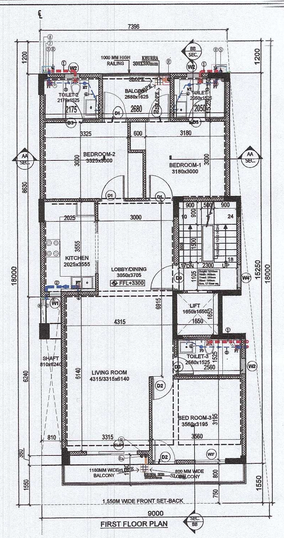

FIRST FLOOR PLAN

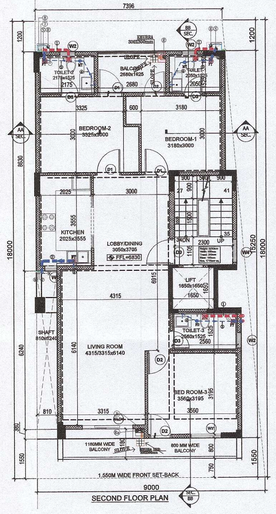

SECOND FLOOR PLAN

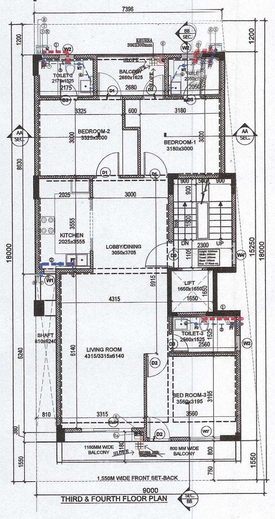

THIRD & FOURTH FLOOR PLAN

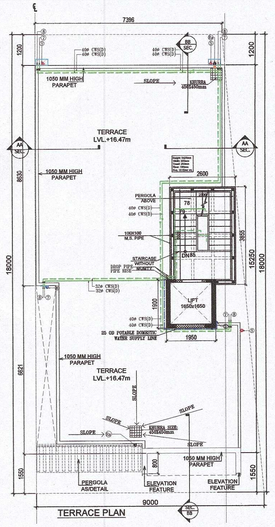

TERRACE PLAN

FRONT ELEVATION

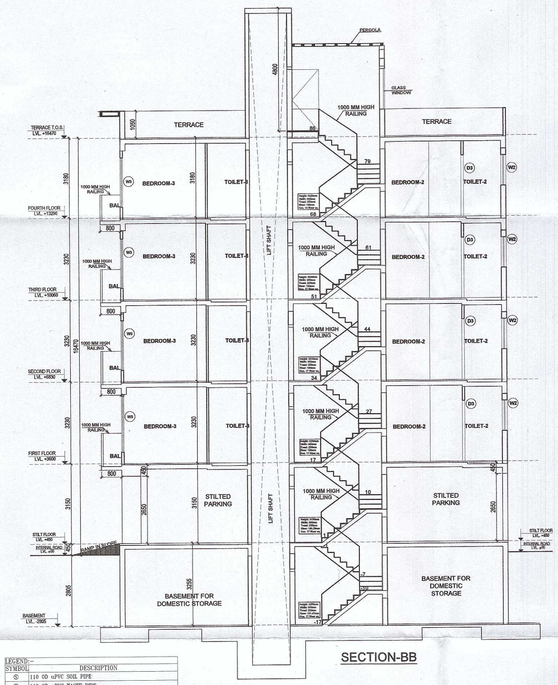

SECTION-BB

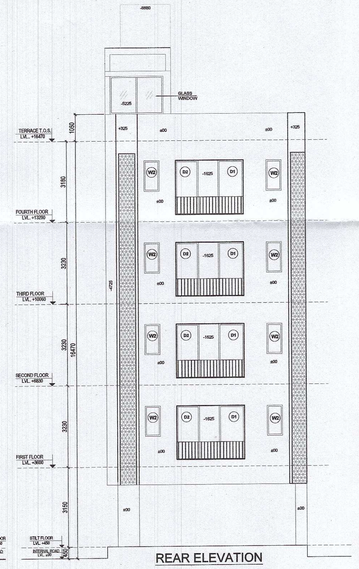

REAR ELEVATION

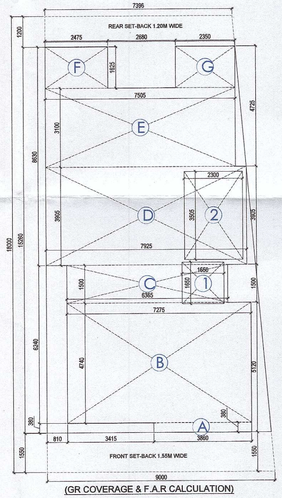

(GR COVERAGE & F.A.R CALCULATION)



BASEMENT FLOOR AREA DIAGRAM
(F.A.R CALCULATION)

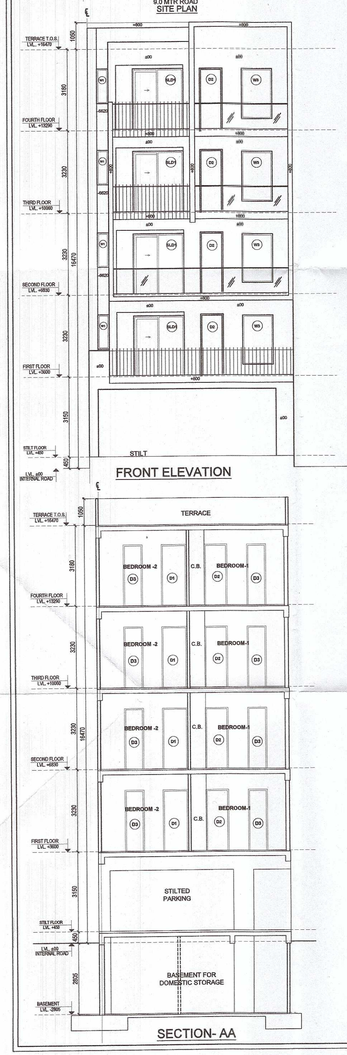

SECTION- AA

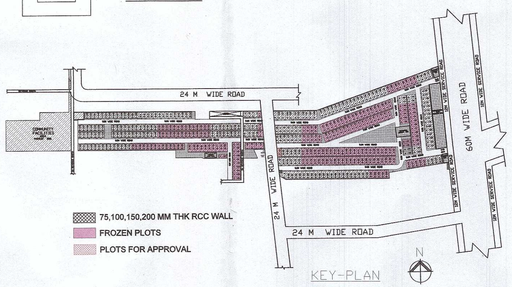

LEGEND-- SYMBOL	DESCRIPTION
Ⓐ	110 OD uPVC SOIL PIPE
Ⓑ	110 OD uPVC WASTE PIPE
Ⓒ	75 OD uPVC RAIN WATER PIPE FOR BALCONY
Ⓒ1	110 OD uPVC RAIN WATER PIPE FOR TERRACE
Ⓓ	110 OD uPVC SOIL PIPE
Ⓔ	110 OD uPVC WASTE PIPE
Ⓕ	50 OD uPVC WASTE PIPE FOR FLOOR DRAIN OUTLET
Ⓕ1	40 OD uPVC WASTE PIPE FOR FLOOR DRAIN OUTLET
Ⓖ	50 OD uPVC WASTE PIPE FOR KITCHEN SINK
Ⓗ	40 OD uPVC WASTE PIPE FOR WASH BASIN SINK
Ⓘ	25 OD POTABLE DOMESTIC WATER SUPPLY LINE TO G.B.T.
(CWS)	DOMESTIC WATER SUPPLY PIPE
Ⓙ	DOMESTIC WATER SUPPLY PIPE FROM G.B.T. TO 1ST TO 4.FLOOR
Ⓚ	DOMESTIC WATER SUPPLY PIPE FROM G.B.T. TO 3RD TO 2ND FLOOR
P1	DOMESTIC BOOSTER PUMP
P2	PRESSURE VESSEL
■	65X65 mm CUTOUT FOR WASH BASIN SINK
■F2	150X150 mm CUTOUT FOR FLOOR DRAIN
■F1	150X150 mm CUTOUT FOR FLOOR TRAP
■	200X200 mm CUTOUT FOR WC

DOOR WINDOW SCHEDULE				
S.NO.	TYPE	SIZE	CILL LEVEL	LINTEL LEVEL
1	D0	1050 X 2400	00	2400
2	D1	1000 X 2400	00	2400
3	D2	900 X 2400	00	2400
4	D3	750 X 2400	00	2400
5	SLD1	2000 X 2400	00	2400
6	W1	475 X 1200	1050	2400
7	W2	600 X 1200	1200	2400
8	W2A	450 X 1200	1200	2400
9	WF	600 X1800	600	2400
10	W5	1125 X1800	600	2400

AREA CALCULATION						
			AREA	UNIT		
PLOT AREA		=	147.987	SQMT.		
PERM. GROUND COVERAGE @75% OF PLOT AREA		=	110.990	SQMT.	75.00	
PROPOSED GROUND COVERAGE		=	107.551	SQMT.	72.69	
PERMISSIBLE F.A.R @ 250% OF PLOT AREA		=	390.698	SQMT.	264.00	
PROPOSED F.A.R		=	390.251	SQMT.	263.71	
PROPOSED AREA OF STILT FLOOR (GROUND COVERAGE)						
S.No.	LENGTH(IN M.)		WIDTH (IN M.)			
A	3.860	X	0.380	=	1.467	SQMT.
B	7.275	X	4.740	=	34.484	SQMT.
C	6.365	X	1.500	=	9.548	SQMT.
D	7.925	X	3.905	=	30.947	SQMT.
E	7.505	X	3.100	=	23.266	SQMT.
F	2.475	X	1.625	=	4.022	SQMT.
G	2.350	X	1.625	=	3.819	SQMT.
TOTAL					107.551	SQMT.
NET GROUND COVERAGE ON STILT FLOOR					107.551	SQMT.
PROPOSED AREA OF 1ST. FLOOR TO FOURTH FLOOR)						
S.No.	LENGTH(IN M.)		WIDTH (IN M.)			
A	3.860	X	0.380	=	1.467	SQMT.
B	7.275	X	4.740	=	34.484	SQMT.
C	6.365	X	1.500	=	9.548	SQMT.
D	7.925	X	3.905	=	30.947	SQMT.
E	7.505	X	3.100	=	23.266	SQMT.
F	2.475	X	1.625	=	4.022	SQMT.
G	2.350	X	1.625	=	3.819	SQMT.
TOTAL(a)=					107.551	SQMT.
DEDUCTION						
1.(Lift)	1.650	X	1.650	=	2.723	SQMT.
2(Staircase)	2.300	X	3.455	=	7.947	SQMT.
TOTAL (b)					10.669	SQMT.
FAR AREA OF TYPICAL FLOOR = [a-b]				=	96.882	SQMT.
FAR ON 1ST. TO FOURTH = TYPICAL FLOOR X 4NOS (X)				=	387.528	SQMT.
FAR AREA (LIFT SHAFT) ON FIRST FLOOR (Y)				=	2.723	SQMT.
TOTAL FAR FIRST TO FOURTH FLOOR (X+Y)				=	390.251	SQMT.
PROPOSED AREA OF BASEMENT FLOOR						
6.72+8.139 X	16.150	X	0.500	=	119.946	SQMT.
PROPOSED TOTAL AREA						
COVERAGE AT STILT FLOOR+FLOOR AREA (FIRST. TO FOURTH) + BASEMENT + STAIRCASE X 4 Nos.				=	649.574	SQMT.
107.551	390.251	119.946	31.79			
Machine Room	1.950	X	1.900	=	3.705	SQMT.
				=	653.279	SQMT.

NOTE:- PLOT No.-D-71, D-72, D-73, D-74 REMOVED

LEGEND-- SYMBOL	DESCRIPTION
Ⓐ	110 OD uPVC SOIL PIPE
Ⓑ	110 OD uPVC WASTE PIPE
Ⓒ	75 OD uPVC RAIN WATER PIPE FOR BALCONY
Ⓒ1	110 OD uPVC RAIN WATER PIPE FOR TERRACE
Ⓓ	110 OD uPVC SOIL PIPE
Ⓔ	110 OD uPVC WASTE PIPE
Ⓕ	50 OD uPVC WASTE PIPE FOR FLOOR DRAIN OUTLET
Ⓕ1	40 OD uPVC WASTE PIPE FOR FLOOR DRAIN OUTLET
Ⓖ	50 OD uPVC WASTE PIPE FOR KITCHEN SINK
Ⓗ	40 OD uPVC WASTE PIPE FOR WASH BASIN SINK
Ⓘ	25 OD POTABLE DOMESTIC WATER SUPPLY LINE TO G.B.T.
(CWS)	DOMESTIC WATER SUPPLY PIPE
Ⓙ	DOMESTIC WATER SUPPLY PIPE FROM G.B.T. TO 1ST TO 4.FLOOR
Ⓚ	DOMESTIC WATER SUPPLY PIPE FROM G.B.T. TO 3RD TO 2ND FLOOR
P1	DOMESTIC BOOSTER PUMP
P2	PRESSURE VESSEL
■	65X65 mm CUTOUT FOR WASH BASIN SINK
■F2	150X150 mm CUTOUT FOR FLOOR DRAIN
■F1	150X150 mm CUTOUT FOR FLOOR TRAP
■	200X200 mm CUTOUT FOR WC

PROJECT NAME & ADDRESS
PROPOSED BUILDING PLAN ON PLOT NO.- P4
FOR RESIDENTIAL PLOTTED COLONY UNDER DEEN DAYAL
JAN AWAS YOJNA SCHEME -2016 IN SECTOR-61, GURUGRAM (HR.) ,
LAND MEASURING 23.29999 ACRES. BEING DEVELOPED BY
SUPOSHAA REALCON PRIVATE LIMITED.

OWNER'S NAME
M/s. SUPOSHAA REALCON PRIVATE LIMITED.

DRAWING TITLE
TYPE: P4 - FLOOR PLANS WITH AREA CALCULATION, ELEVATIONS & SECTIONS (RIGHT SIDE)

AUTHORIZED SIGNATORY
Sunil Kumar

ARCHITECT SIGNATURE
RAJIV GANDHI
ARCHITECT
LIC. No.-CA / 91/ 13852

DATE:
SHEET- 01 OF 01
SCALE 1:100