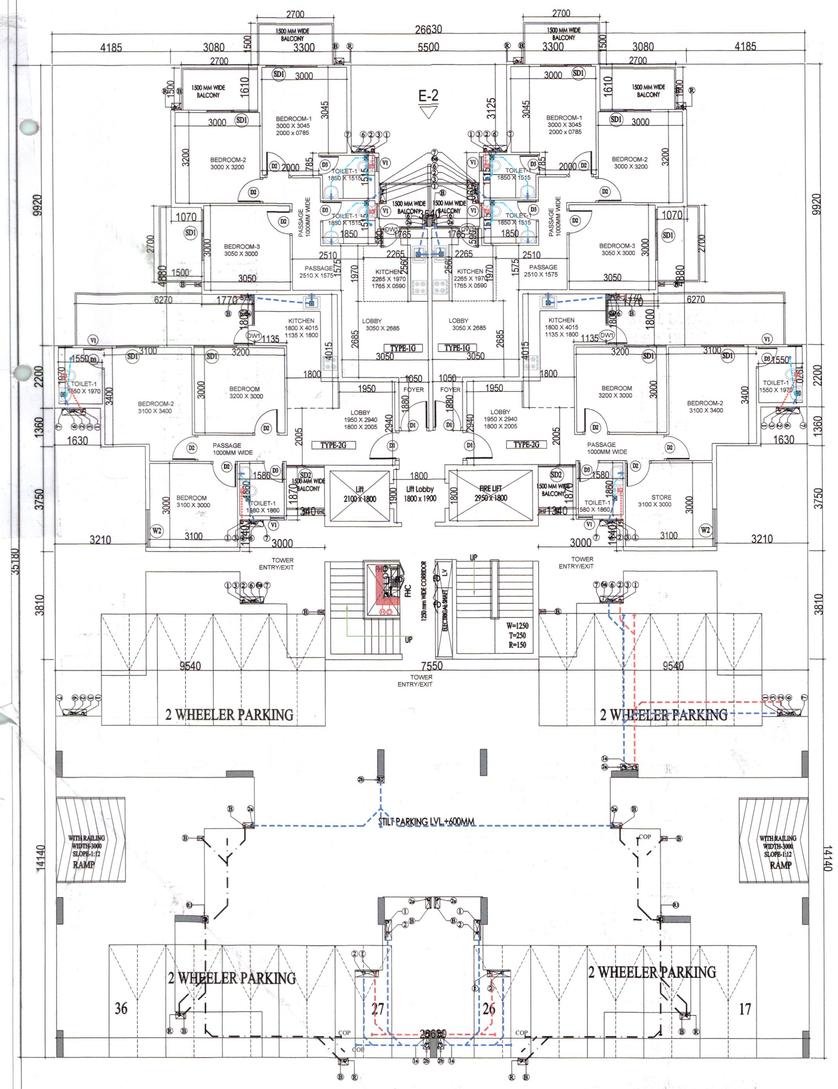

GROUND FLOOR PLAN
STILT PARKING PLAN

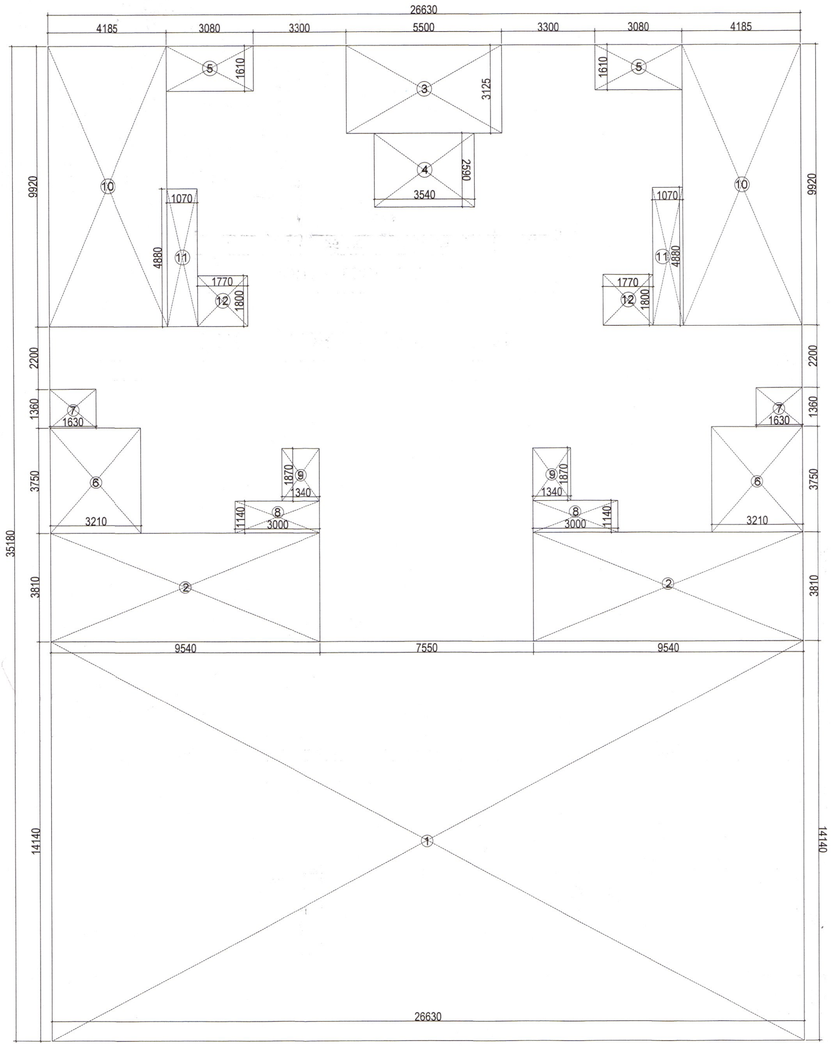

GROUND FLOOR AREA DIAGRAM

GROUND COVERAGE AREA CHART							
A	1	X	26.630	X	35.180	=	936.84
GROUND COVERAGE AREA							936.84
GROUND FAR AREA							311.12
STILT PARKING AREA							625.72
TOTAL BUILTUP AREA							
GROUND COVERAGE ARAE						=	936.84
TYPICAL FLOOR BUILTUP AREA						=	7982.10
MUMTY BUILTUP AREA						=	52.10
NET BUILTUP AREA						=	8971.04
TOTAL FAR AREA							
GROUND /STILT FAR AREA						=	311.12
TYPICAL FLOOR FAR AREA						=	7484.96
TOTAL FAR AREA						=	7796.08

GROUND FLOOR AREA CHART							
A	1	X	26.630	X	35.180	=	936.84
GROSS PLATE AREA							936.84
DEDUCTIONS							
1	1	X	26.630	X	14.140	=	376.55
2	2	X	9.540	X	3.810	=	72.69
3	1	X	5.500	X	3.125	=	17.19
4	1	X	3.540	X	2.590	=	9.17
5	2	X	3.080	X	1.610	=	9.92
6	2	X	3.210	X	3.750	=	24.08
7	2	X	1.630	X	1.360	=	4.43
8	2	X	3.000	X	1.140	=	6.84
9	2	X	1.340	X	1.870	=	5.01
10	2	X	4.185	X	9.920	=	83.03
11	2	X	1.070	X	4.880	=	10.44
12	2	X	1.770	X	1.800	=	6.37
TOTAL						=	625.72
NET FAR AREA			936.84	-	625.72	=	311.12

PLUMBING LEGEND-	
A	150Ø SOIL PIPE
B	150Ø WASTE PIPE
C	150Ø RAIN WATER PIPE
1	100Ø SOIL PIPE
2	100Ø WASTE PIPE
3	75Ø ANTI- SYPHONAGE PIPE
4	DOMESTIC WATER SUPPLY DN.TAKE PIPE
5	FLUSHING WATER SUPPLY DN.TAKE PIPE
6	DOMESTIC WATER RISER PIPE
7	FLUSHING WATER RISER PIPE
R	100Ø RAIN WATER PIPE
B	75Ø BALCONY RAIN WATER PIPE
■	RAIN WATER KHURRA 450 X 450MM

PIPE CONNECTION DIA :-	
WC TO STACK	100Ø SOIL PIPE
SINK TO FT	40Ø WASTE PIPE
FD TO FT	50Ø WASTE PIPE
WASH BASIN TO FT	40Ø WASTE PIPE
FT TO STACK	100Ø WASTE PIPE

PLUMBING LEGEND-		
WC	WC CUTOUT SIZE =150x150mm	
FT	FLOOR TRAP CUTOUT SIZE =150x150mm	
FD	FLOOR DRAIN CUTOUT SIZE =150x150mm	
BD	BALCONY DRAIN CUTOUT SIZE =150x150mm	
WB	WASH BASIN CUTOUT SIZE =675x75MM	
	LEDGEWALL	

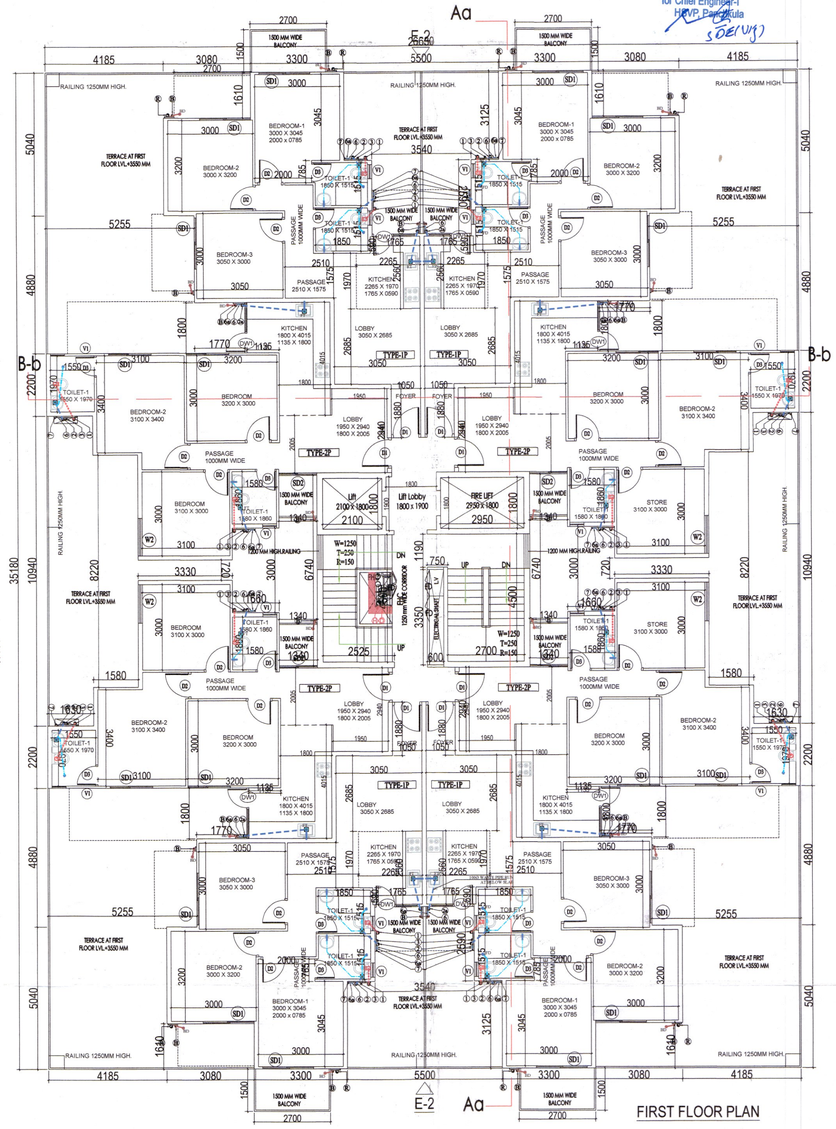

FIRST FLOOR PLAN

Rakesh Bansal ATP (HQ) (H.Q) S.T.P Member Secretary B.P.C — S.T.P (P) Chairman B.P.C. — S.T.P (H.Q) Member B.P.C.

JD. P.A A.T.P. Ram Avtar Bassi AD(HQ)

SANCTIONED
TO BE READ WITH THIS OFFICE MEMO NO.:
DATED :

DDA(T) MEMBER BPAC

Checked and found ok for Public Health (Internal) Service only subject to comments in in forwarding letter No. SE(HQ)/.....Dt/.....)

Superintending Engineer (HQ) for Chief Engineer-I HSVP, Panchkula

SE(HQ)

CLIENT:- SMT.AKSHY NATH W/O JITENDRA NATH & OTHERS IN COLLABORATION PEGASUS LAND AND HOUSING PVT. LTD.

PROJECT : -

PROPOSED BUILDING PLAN OF AFFORDABLE GROUP HOUSING COLONY FOR AN AREA MEASURING 5.375 ACRE(LICENCE NO.58 DATED.13/05/2022.) IN SECTOR-78 GURUGRAM MANESAR URBAN COMPLEX BEING DEVELOPED BY SMT.AKSHY NATH W/O JITENDRA NATH & OTHERS IN COLLABORATION PEGASUS LAND AND HOUSING PVT. LTD.

ARCHITECTS
Pinnacle Architects Pvt.Ltd.
938 , SECTOR 14 , GURGAON HARYANA

For Pegasus Land and Housing Pvt. Ltd.
Authorised Signatory
APPLICANT'S SIGN.

SCALE : 1:100

DRAWING NAME
TOWER-4&5
GROUND FLOOR PLAN & FIRST FLOOR PLAN AREA DIAGRAM

DRAWING NO. SUB – 07

VIMAL BAJAJ
Architect CA/96/19791
938, Sector-14, Gurgaon
ARCHITECT'S SIGN