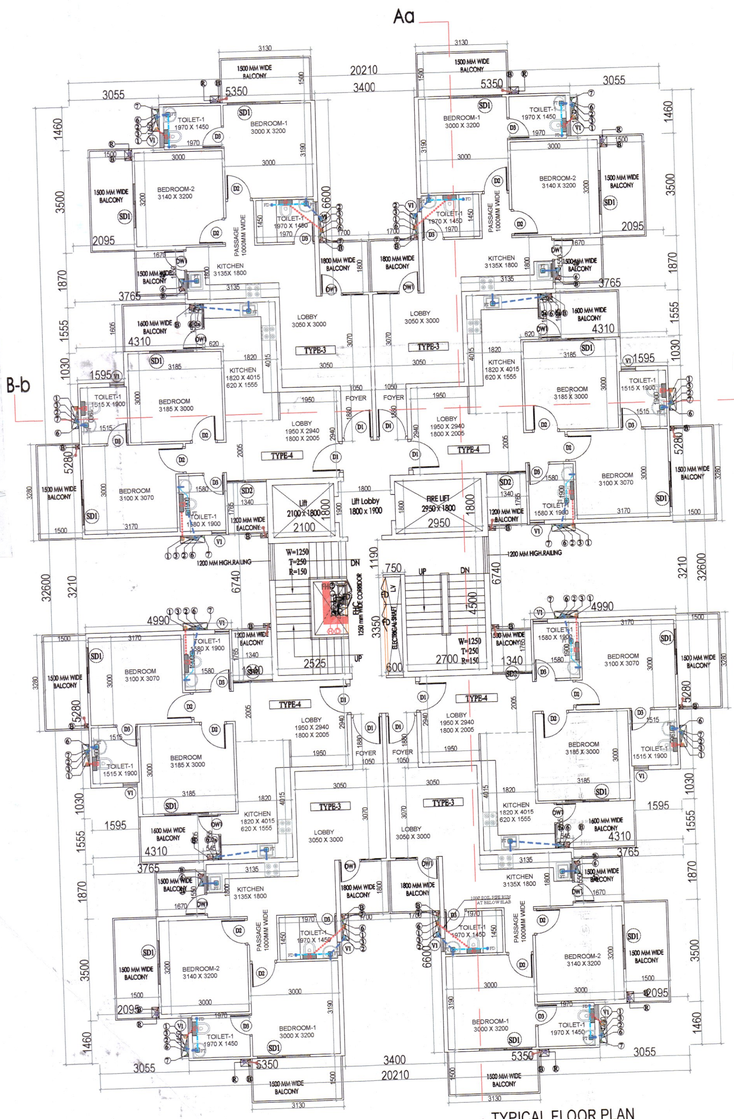

TYPICAL FLOOR PLAN
2 ND.TO 13TH.FLOOR

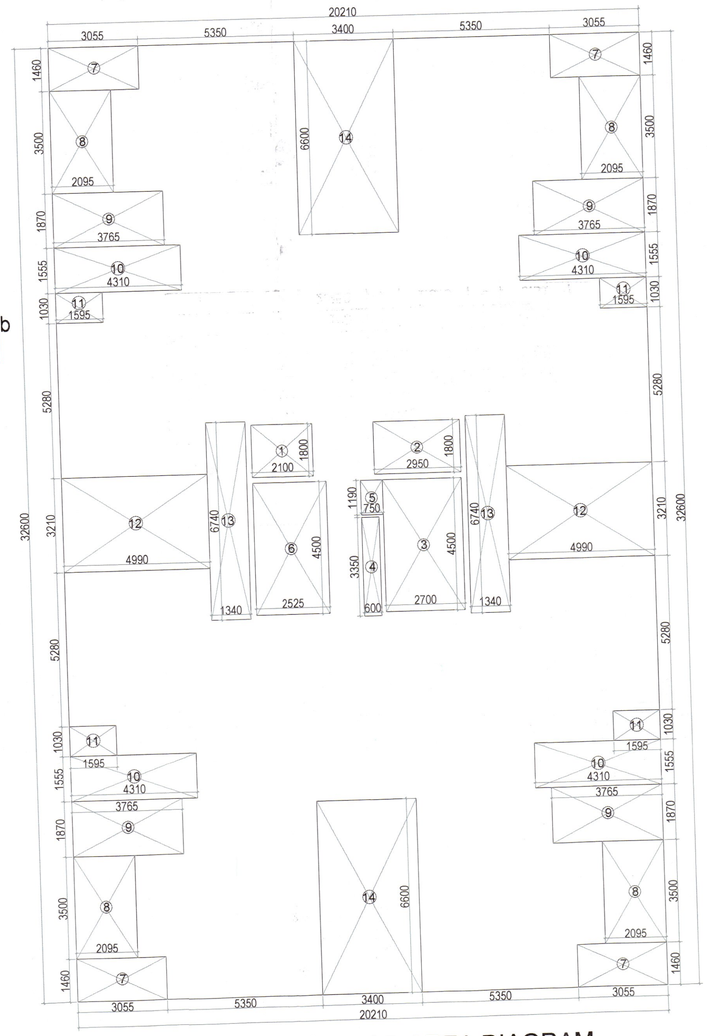

TYPICAL FLOOR AREA DIAGRAM

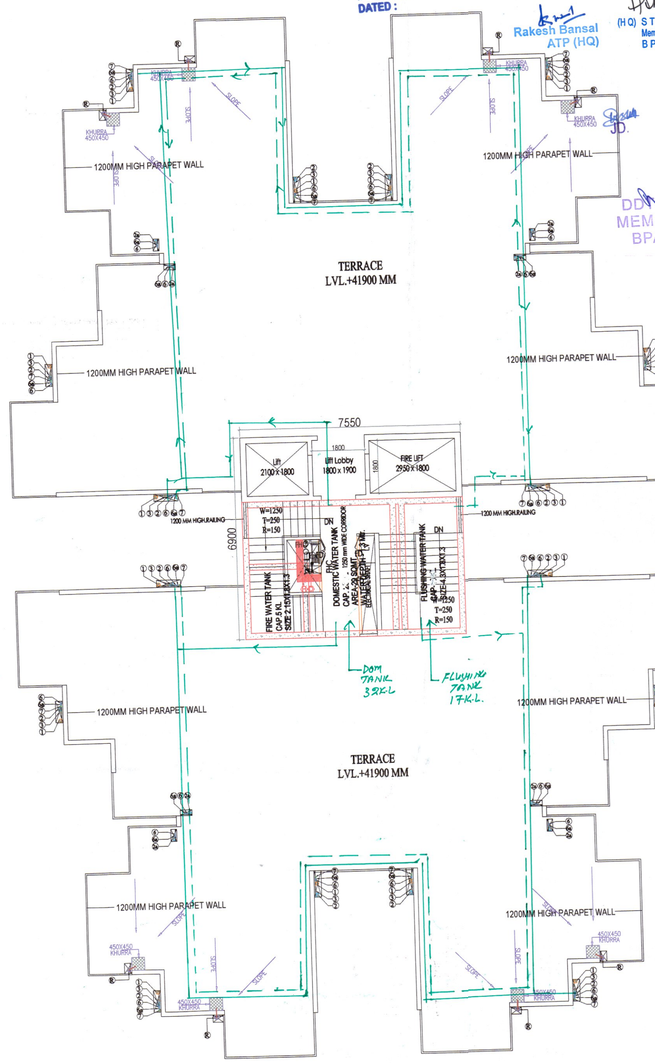

TERRACE PLAN

SANCTIONED
TO BE READ WITH THIS OFFICE
MEMO NO.:
DATED :

Rakesh Bansal
ATP (HQ)

(HQ) STP
Member Secretary
BPC

STP(P) C.T.P.(Hr.)
Member Chairman
B.P.C B.P.C.

P.A.

A.T.P.

Ram Avtar Bassi
AD(HQ)

J.D.

DDA(T)
MEMBER
BPAC

Checked and found ok for Public Health (Internal) Service only subject to comments in in forwarding letter No. SE(HQ/.....Dl/.....)

Superintending Engineer (HQ)
for Chief Engineer-I
HSVP, Panchkula
SOE/U/3/

TYPICAL FLOOR AREA CHART

A	1	X	20.210	X	32.600	=	658.85
GROSS PLATE AREA							658.85
DEDUCTIONS							
7	4	X	3.055	X	1.460	=	17.84
8	4	X	2.095	X	3.500	=	29.33
9	4	X	3.765	X	1.870	=	28.16
10	4	X	4.310	X	1.555	=	26.81
11	4	X	1.595	X	1.030	=	6.57
12	2	X	4.990	X	3.210	=	32.04
13	2	X	1.340	X	6.740	=	18.06
14	2	X	3.400	X	6.600	=	44.88
TOTAL						=	203.69
NET FAR AREA			658.85	-	203.69	=	455.15
TOTAL FAR			455.15	X	13	=	5916.95

TYPICAL FLOOR AREA CHART

A	1	X	20.210	X	32.600	=	658.85
GROSS PLATE AREA							658.85
DEDUCTIONS							
1	1	X	2.100	X	1.800	=	3.78
2	1	X	2.950	X	1.800	=	5.31
3	1	X	2.700	X	4.500	=	12.15
4	1	X	0.600	X	3.350	=	2.01
5	1	X	0.750	X	1.190	=	0.89
6	1	X	2.525	X	4.500	=	11.36
7	4	X	3.055	X	1.460	=	17.84
8	4	X	2.095	X	3.500	=	29.33
9	4	X	3.765	X	1.870	=	28.16
10	4	X	4.310	X	1.555	=	26.81
11	4	X	1.595	X	1.030	=	6.57
12	2	X	4.990	X	3.210	=	32.04
13	2	X	1.340	X	6.740	=	18.06
14	2	X	3.400	X	6.600	=	44.88
TOTAL						=	239.20
NET FAR AREA			658.85	-	239.20	=	419.65
TOTAL FAR			419.65	X	13	=	5455.45

PLUMBING LEGEND-

A	150Ø SOIL PIPE
B	150Ø WASTE PIPE
C	150Ø RAIN WATER PIPE
1	100Ø SOIL PIPE
2	100Ø WASTE PIPE
3	75Ø ANTI- SYPHONAGE PIPE
4	DOMESTIC WATER SUPPLY DH.TAKE PIPE
5	FLUSHING WATER SUPPLY DH.TAKE PIPE
6	DOMESTIC WATER RISER PIPE
7	FLUSHING WATER RISER PIPE
R	100Ø RAIN WATER PIPE
B	75Ø BALCONY RAIN WATER PIPE
	RAIN WATER KHURRA 450 X 450MM

PIPE CONNECTION DIA :-	
WC TO STACK	100Ø SOIL PIPE
SINK TO FT	40Ø WASTE PIPE
FD TO FT	50Ø WASTE PIPE
WASH BASIN TO FT	40Ø WASTE PIPE
FT TO STACK	100Ø WASTE PIPE

PLUMBING LEGEND-

WC	WC CUTOUT SIZE =150x150mm
FT	FLOOR TRAP CUTOUT SIZE =150x150mm
FD	FLOOR DRAIN CUTOUT SIZE =150x150mm
BD	BALCONY DRAIN CUTOUT SIZE =150x150mm
WB	WASH BASIN CUTOUT SIZE =75x75MM
	LEDGEWALL

DOOR WINDOW SCHEDULE

Sr. No.	TYPE	WIDTH	HEIGHT	SIZE	CILL	LINTEL
1	D1	1050	2150	1050X2150		2150
2	D2	900	2150	900X2150		2150
3	D3	750	2150	750X2150		2150
4	W	1200	1400	1200X1400	750	2150
5	W1	1650	1400	1650X1400	750	2150
6	SD1	1800	2150	1800 X 2150		2150
7	SD2	2350	2150	2350 X 2150		2150
8	W2	1020	2150	1020 X 2150		2150
9	SD4	1430	2150	1430 X 2150		2150
10	D/W1	1650	2150	1650 X 2150		2150
11	D/W2	1400	2150	1400 X 2150		2150
12	V1	500	900	500X 2150	1250	2150

NOTE : D1 WITH 1 HR FIRE RATING

MUMTY NON FAR AREA DIAGRAM

MUMTY NON FAR AREA CHART							
1	1	X	7.550	X	6.900	=	52.10
TOTAL							52.10

CLIENT:- SMT.AKSHY NATH W/O JITENDRA NATH & OTHERS IN COLLABORATION PEGASUS LAND AND HOUSING PVT. L

PROJECT : -

PROPOSED BUILDING PLAN OF AFFORDABLE GROUP HOUSING COLONY FOR AN AREA MEASURING 5.375 ACRE(LICENCE NO. DATED.13/05/2022.) IN SECTOR-78 GURUGRAM MANESAR URB COMPLEX BEING DEVELOPED BY SMT.AKSHY NATH W/O JITENDRA NATH & OTHERS IN COLLABORATION PEGASUS LAN AND HOUSING PVT. LTD.

ARCHITECTS
Pinnacle Architects Pvt.Ltd.
938 , SECTOR 14 , GURGAON
HARYANA

SCALE : 1:100

DRAWING NAME
TOWER-6
TYPICAL FLOOR PLAN & AREA DIAGRAM.& TERRACE PLAN

DRAWING NO. SUB – 10

For Pegasus Land and Housing Pvt. Ltd.
Authorised Signatory
APPLICANT'S SIGN.

VIMAL BAJAJ
Architect CA/96/19791
938, Sector-14, Gurgaon
ARCHITECT'S SIGN