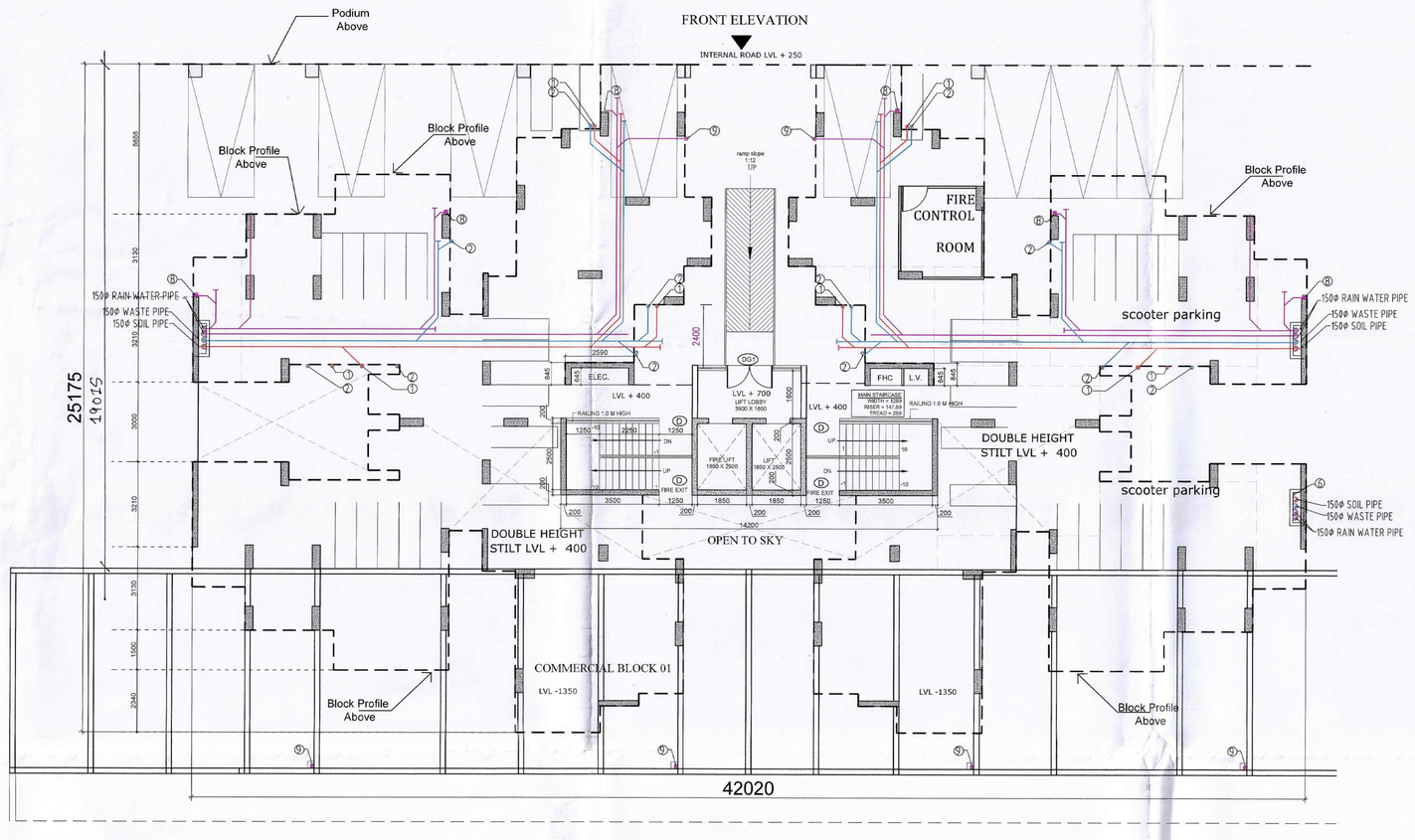

STILT FLOOR PLAN

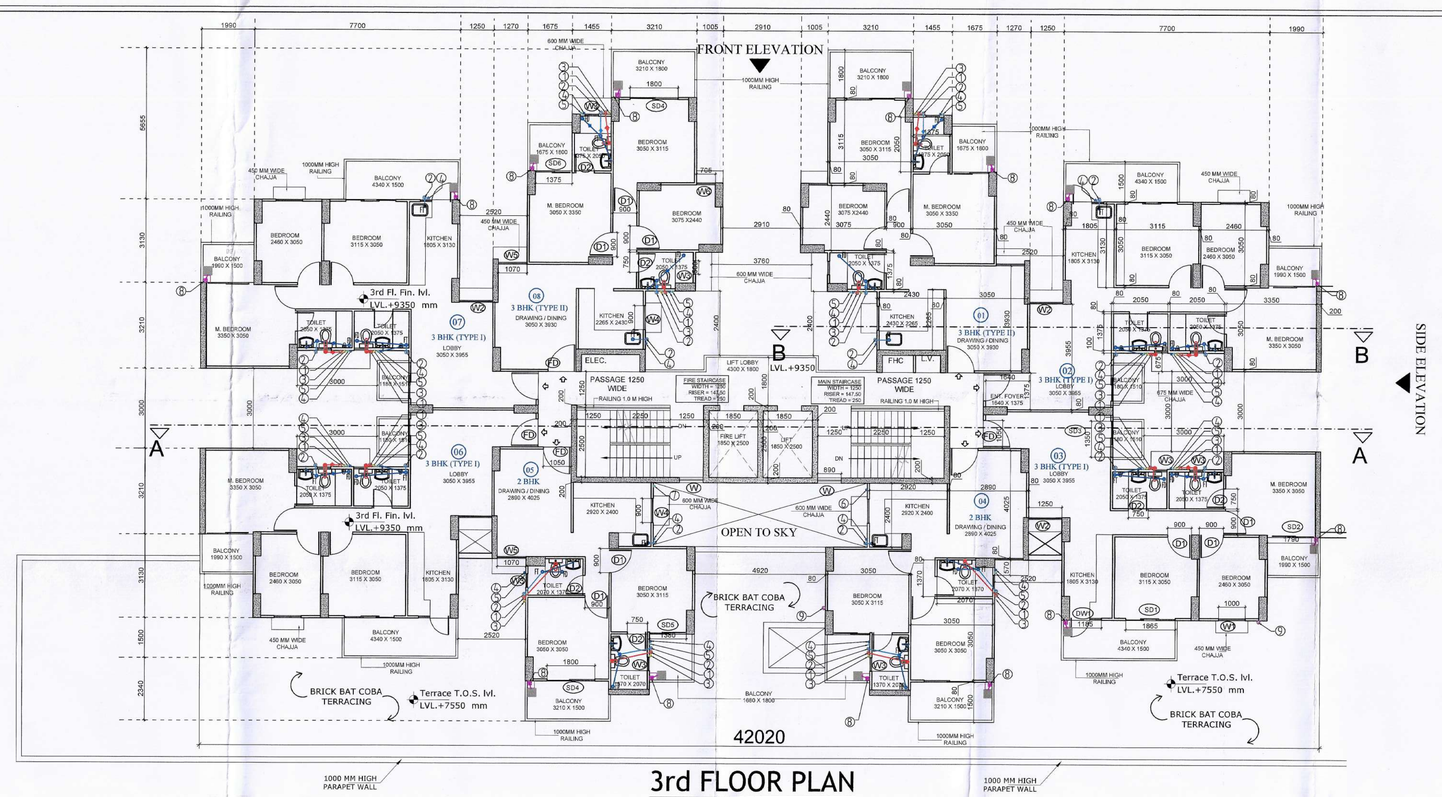

3rd FLOOR PLAN

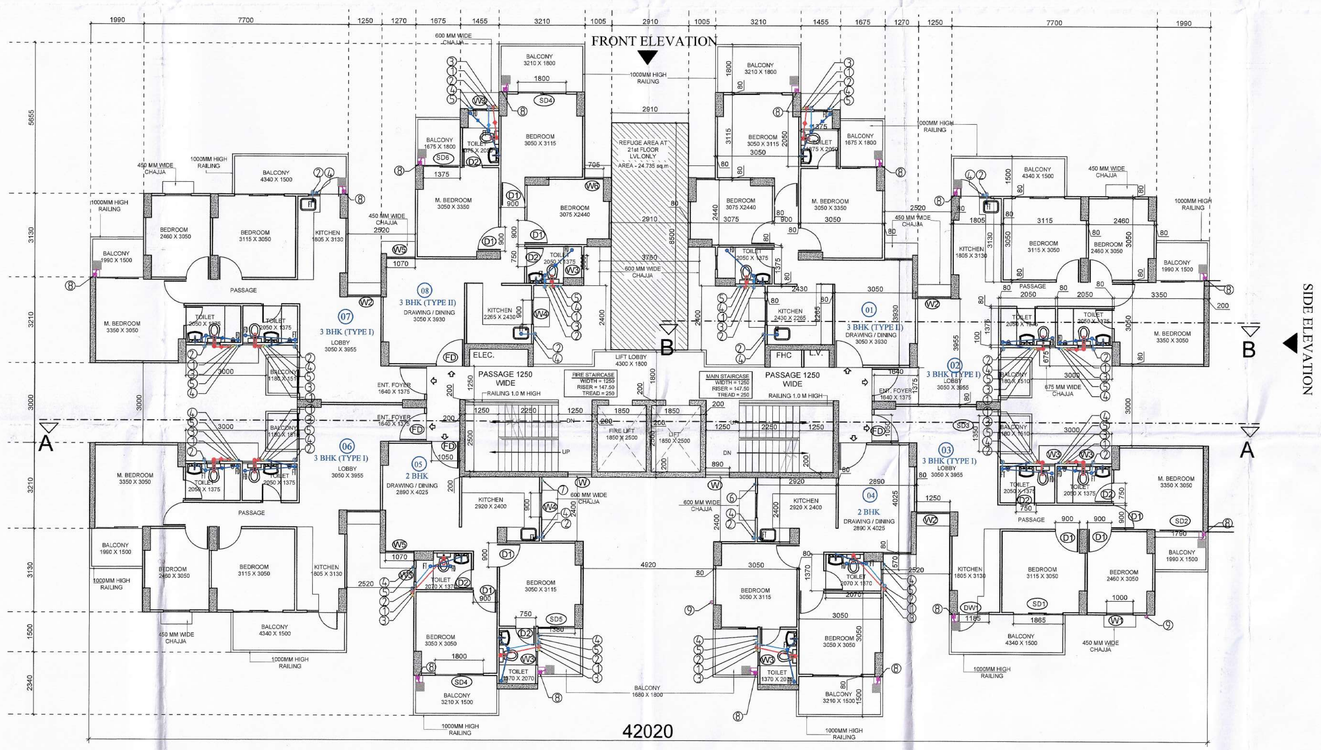

TYPICAL FLOOR PLAN (4th TO 25th FLOOR)

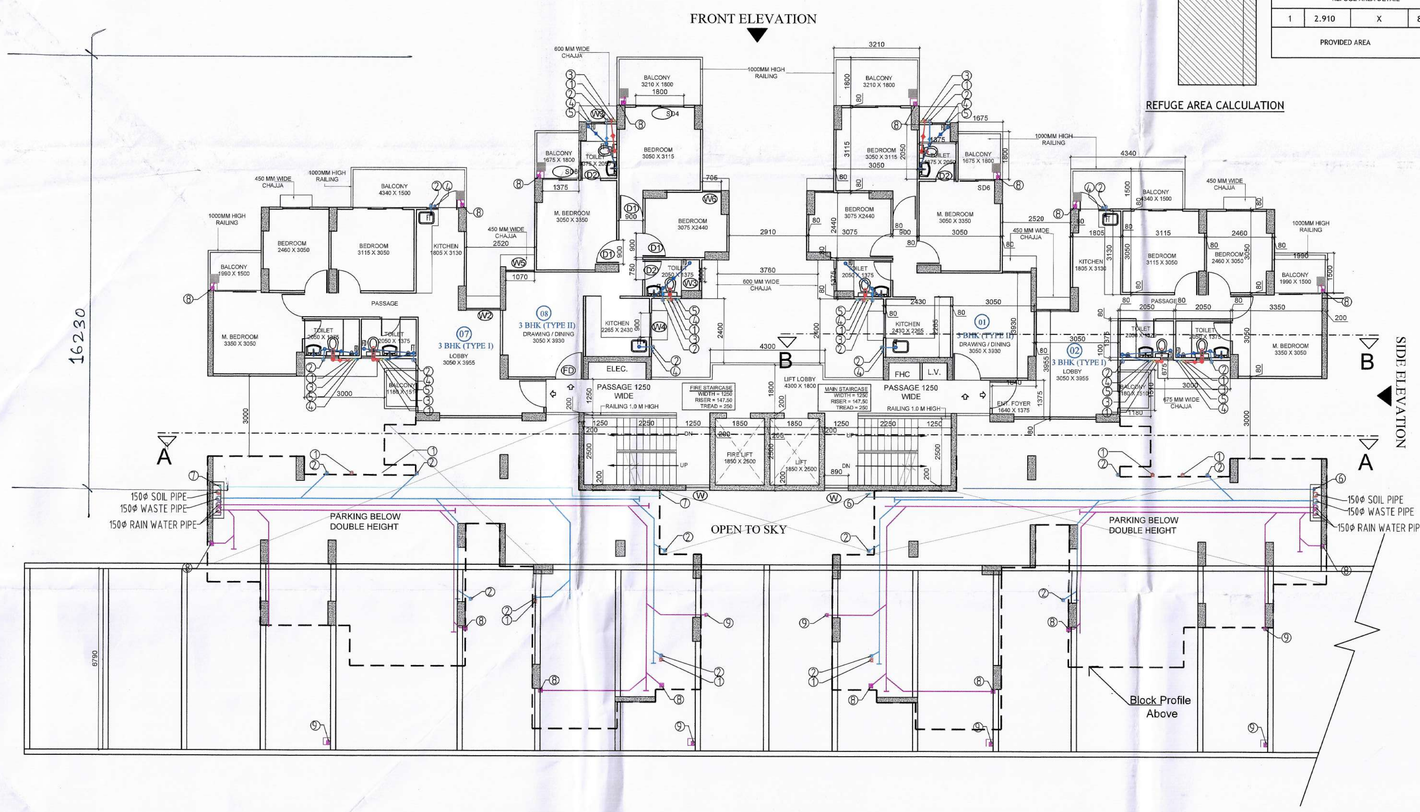

FIRST & SECOND FLOOR PLAN

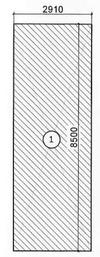

REFUGE AREA CALCULATION

REFUGE AREA CALCULATION 23 RD. FLOOR				
S.NO.	FLOOR	AREA IN SQ.M.	NOS	population @12.5% sq.m./ persos
1	20 th. floor	505.859	1	40
2	21 th. floor	505.859	1	40
		total		80
REFUGE AREA REQUIRED @0.3SQ.M.PER PERSON				24
REFUGE AREA DETAIL				
1	2.910	X	8.500	24.735
PROVIDED AREA				24.735 SQ.M.

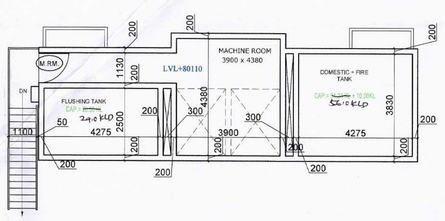

MACHINE ROOM / WATER TANK PLAN

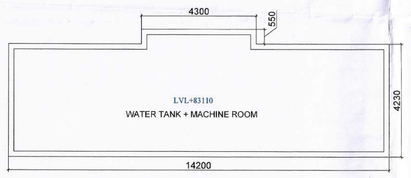

MACHINE ROOM / WATER TANK PLAN ROOF PLAN

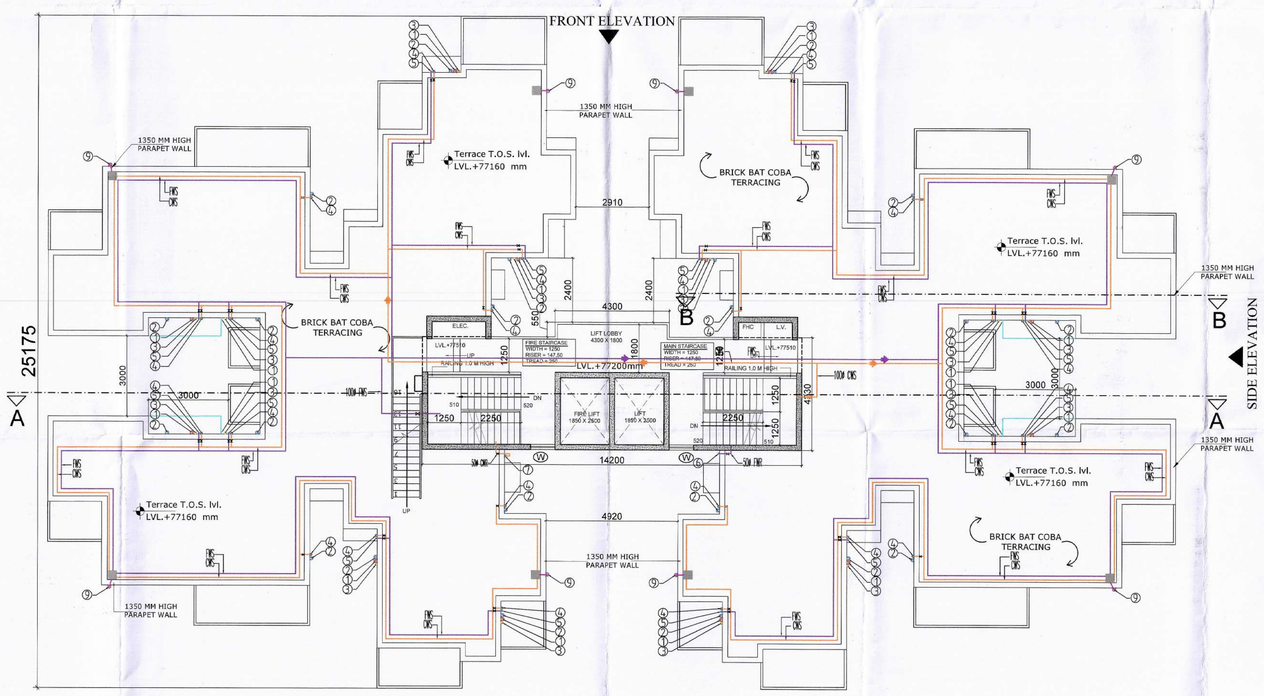

TERRACE FLOOR PLAN

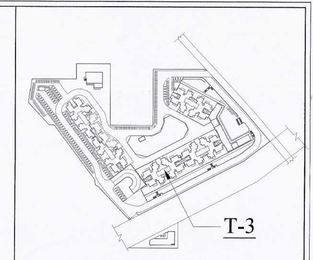

KEY PLAN

ARCHITECT (HQ) — S.T.P. (Member Secretary, S.P.C.) — Member (S.P.C.) — Ram Avtar Bassi AD(HQ)

J.D. — P.A. — A.T.P.

NOTES:

1. FD TO FT 50Ø WASTE PIPE
2. WASH BASIN TO FT 32Ø WASTE PIPE
3. WC TO VERTICAL 100Ø SOIL PIPE
4. FT TO VERTICAL 100Ø WASTE PIPE
5. UT TO VERTICAL 100Ø SOIL PIPE
6. URINAL TO UT 40Ø SOIL PIPE

PLUMBIMG LEGEND:-

SR.NO.	SYMBOL	
1		100Ø SOIL & VENT PIPE
2		100Ø WASTE & VENT PIPE
3		75Ø ANTISIPHON PIPE
4		COLD WATER SUPPLY DN/TK (CWS)
5		FLUSH WATER SUPPLY DN/TK (FWS)
6		COLD WATER RISER PIPE (CWR)
7		FLUSH WATER RISER PIPE(FWR)
8		110 OD uPVC RAIN WATER PIPE (FOR BALCONY)
9		110 OD uPVC RAIN WATER PIPE (FOR TERRACE)
	FT	FLOOR TRAP
	FD	FLOOR DRAIN
	UT	URINAL TRAP
	COP	CLEAN OUT PLUG
		PIPE DROP
		BAAL VALVE

DOOR WINDOW SCHEDULE FOR TOWER-7,8 & 9

TYPE	SIZE	SILL	LINTEL	REMARKS/VIN
FD	1050X2100	-	2100	FIRE DOOR (180Hr. RATING)
D	1250X2100	-	2100	STAIRCASE
D1	900X2100	-	2100	BEDROOMS / BALCONY
D2	750X2100	-	2100	TOILET
DO1	890X2130	900	2130	STILT LOBBY
DW1	1185X2130	1100	2130	KITCHEN /BALCONY
SD1	1885X2130	-	2130	BEDROOM /BALCONY
SD2	1830X2130	-	2130	BEDROOM /BALCONY
SD3	1250X2130	-	2130	LOBBY /BALCONY
SD4	1800X2130	-	2130	BEDROOM /BALCONY
SD5	1380X2130	-	2130	BEDROOM /BALCONY
SD6	1375X2130	-	2130	BEDROOM /BALCONY
W1	1860X1560	750	2310	BEDROOM
W2	1250X1560	750	2310	LOBBY
W3	530X1100	1100	2310	TOILET (EXHAUST FAN)
W4	1085X1145	1080	2310	KITCHEN
W5	1855X1560	750	2310	DRAWING /DINING
W6	885X1560	750	2310	BEDROOM
W	915X1410	600	2310	STAIRCASE

Checked and found ok for Public Health (Internal) Service only subject to comments in in forwarding letter No. ACB/HQ-15455 Dt. 23/8/21
Additional Chief Engineer (HQ) HSVP, Panchkula

SUBMISSION DRAWING

CLIENT

SYNERGYSHINE INFRA. LLP IN COLLABORATION WITH GULMOHAR FINANCE LTD.

DCP (HQ) E-PAS

PROJECT TITLE

PROPOSED BUILDING PLANS OF AFFORDABLE GROUP HOUSING COLONY ON LAND MEASURING 6.7875 ACRES (LICENSE NO. 43 OF 2021) IN THE REVENUE ESTATE OF VILLAGE ULLAWAS,SECTOR 92, DIST. GURUGRAM - MANESAR URBAN COMPLEX BEING DEVELOPED BY SYNERGYSHINE INFRA LLP IN COLLABORATION WITH GULMOHAR FINANCE LTD.

SERVICES CONSULTANT

KAMAL CONSULTING SERVICES
SCO 27 FIRST FLOOR, SHIVALIK MARKET OPP GURDWARA PARK PASCHIM VIHAR NEW DELHI-110063
Email: info@kcs.org.in
Tel:011-45563238
www.kcs.org.in

NNC DESIGN INTERNATIONAL
D-12, 2nd floor, Jeevan Plaza Main Sainik Vihar Road, Dhirpur, New Delhi - 110035
Tel : +91-11-26940734/5/6/7 Fax: +91-11-26940738
E-mail: nnc_consultants@hotmail.com

R.K.& ASSOCIATES
ARCHITECTS, ENGINEERS & PLANNERS
B-91, GREEN PARK MAIN, NEW DELHI - 110016, INDIA
Tel : 26 5 5 - 3 1 1 8 , 26 1 1 - 4 7 5 1 , 26 5 5 - 7 3 5 7
Fax: (011) 2686-2548 E-mail : rka.architects@gmail.com

ARCHITECT'S SIGNATURE — OWNER'S SIGNATURE

DRAWING TITLE (SUBMISSION DRAWING): TOWER T-3 2 & 3 BHK. UNIT (S+25) FLOOR PLANS

DRG. NO. 13

SCALE - 1:100@A0 DATE - DEC 2021