

Water supply

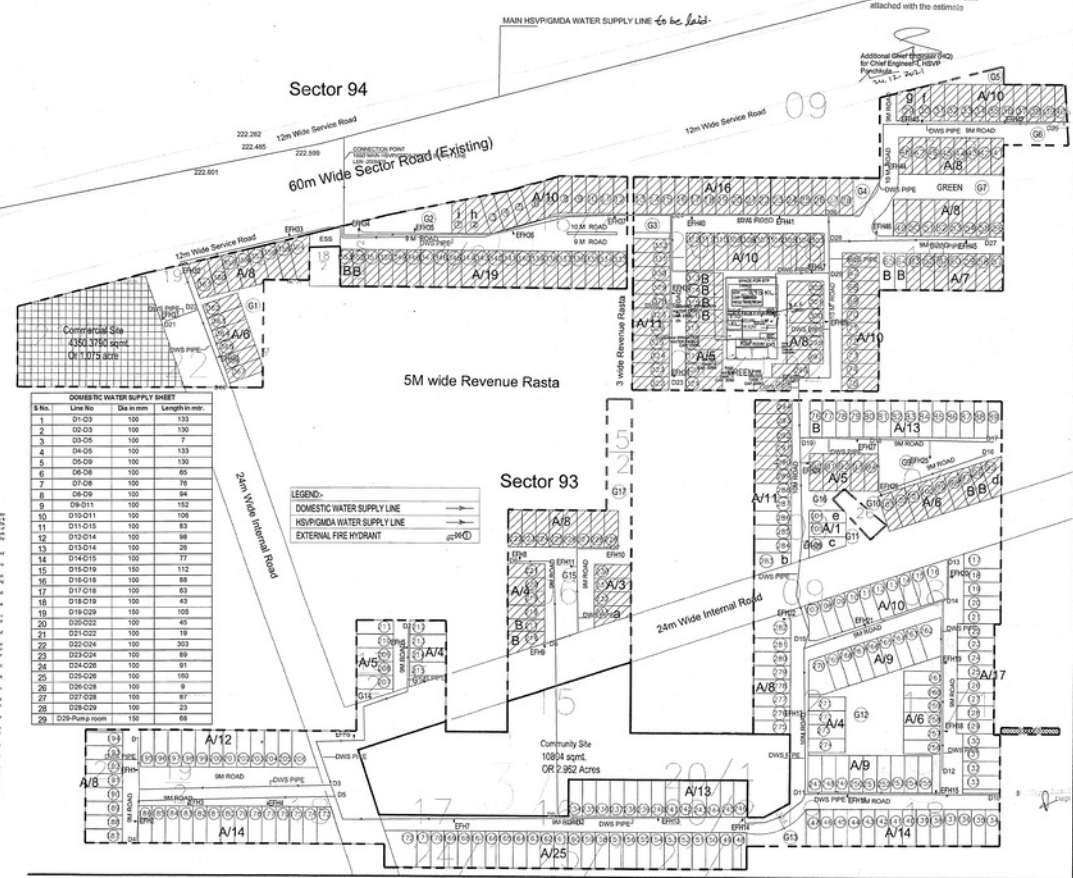
DLF 49831

For Service Plan & Construction

TOTAL NUMBER OF PLOTS - 367
FREEZE PLOT @ 50% - 184

DETAILS OF FREEZE PLOTS (SECTOR 93) DDJAY

SN	SIZE	AREA	TOTAL
1	470	1530	1530
2	470	1530	1530
3	470	1530	1530
4	470	1530	1530
5	470	1530	1530
6	470	1530	1530
7	470	1530	1530
8	470	1530	1530
9	470	1530	1530
10	470	1530	1530
11	470	1530	1530
12	470	1530	1530
13	470	1530	1530
14	470	1530	1530
15	470	1530	1530
16	470	1530	1530
17	470	1530	1530
18	470	1530	1530
19	470	1530	1530
20	470	1530	1530
21	470	1530	1530
22	470	1530	1530
23	470	1530	1530
24	470	1530	1530
25	470	1530	1530
26	470	1530	1530
27	470	1530	1530
28	470	1530	1530
29	470	1530	1530
30	470	1530	1530
31	470	1530	1530
32	470	1530	1530
33	470	1530	1530
34	470	1530	1530
35	470	1530	1530
36	470	1530	1530
37	470	1530	1530
38	470	1530	1530
39	470	1530	1530
40	470	1530	1530
41	470	1530	1530
42	470	1530	1530
43	470	1530	1530
44	470	1530	1530
45	470	1530	1530
46	470	1530	1530
47	470	1530	1530
48	470	1530	1530
49	470	1530	1530
50	470	1530	1530
51	470	1530	1530
52	470	1530	1530
53	470	1530	1530
54	470	1530	1530
55	470	1530	1530
56	470	1530	1530
57	470	1530	1530
58	470	1530	1530
59	470	1530	1530
60	470	1530	1530
61	470	1530	1530
62	470	1530	1530
63	470	1530	1530
64	470	1530	1530
65	470	1530	1530
66	470	1530	1530
67	470	1530	1530
68	470	1530	1530
69	470	1530	1530
70	470	1530	1530
71	470	1530	1530
72	470	1530	1530
73	470	1530	1530
74	470	1530	1530
75	470	1530	1530
76	470	1530	1530
77	470	1530	1530
78	470	1530	1530
79	470	1530	1530
80	470	1530	1530
81	470	1530	1530
82	470	1530	1530
83	470	1530	1530
84	470	1530	1530
85	470	1530	1530
86	470	1530	1530
87	470	1530	1530
88	470	1530	1530
89	470	1530	1530
90	470	1530	1530
91	470	1530	1530
92	470	1530	1530
93	470	1530	1530
94	470	1530	1530
95	470	1530	1530
96	470	1530	1530
97	470	1530	1530
98	470	1530	1530
99	470	1530	1530
100	470	1530	1530



DOMESTIC WATER SUPPLY SHEET

S No.	Line No.	Dia in mm	Length in mtr.
1	01-03	150	133
2	02-03	150	130
3	03-05	150	7
4	04-05	150	133
5	05-09	150	130
6	08-08	150	65
7	07-08	150	76
8	08-09	150	94
9	09-011	150	152
10	010-011	150	106
11	011-015	150	83
12	012-014	150	68
13	013-014	150	26
14	014-015	150	77
15	015-019	150	112
16	018-018	150	80
17	017-018	150	63
18	018-019	150	43
19	019-029	150	105
20	020-022	150	45
21	021-022	150	19
22	022-024	150	303
23	023-024	150	89
24	024-028	150	91
25	025-028	150	160
26	026-028	150	9
27	027-028	150	87
28	028-029	150	23
29	029-Pump room	150	60

DLFA
BUILDING INDIA
Head Office: DLF Center, Saraspalli, New Delhi-110001
Website: www.dfl.in

DLF SECTOR - 93

TABLE OF PLOTS (SECTOR 93) DDJAY

SN	SIZE	AREA	TOTAL
1	470	1530	1530
2	470	1530	1530
3	470	1530	1530
4	470	1530	1530
5	470	1530	1530
6	470	1530	1530
7	470	1530	1530
8	470	1530	1530
9	470	1530	1530
10	470	1530	1530
11	470	1530	1530
12	470	1530	1530
13	470	1530	1530
14	470	1530	1530
15	470	1530	1530
16	470	1530	1530
17	470	1530	1530
18	470	1530	1530
19	470	1530	1530
20	470	1530	1530
21	470	1530	1530
22	470	1530	1530
23	470	1530	1530
24	470	1530	1530
25	470	1530	1530
26	470	1530	1530
27	470	1530	1530
28	470	1530	1530
29	470	1530	1530
30	470	1530	1530
31	470	1530	1530
32	470	1530	1530
33	470	1530	1530
34	470	1530	1530
35	470	1530	1530
36	470	1530	1530
37	470	1530	1530
38	470	1530	1530
39	470	1530	1530
40	470	1530	1530
41	470	1530	1530
42	470	1530	1530
43	470	1530	1530
44	470	1530	1530
45	470	1530	1530
46	470	1530	1530
47	470	1530	1530
48	470	1530	1530
49	470	1530	1530
50	470	1530	1530
51	470	1530	1530
52	470	1530	1530
53	470	1530	1530
54	470	1530	1530
55	470	1530	1530
56	470	1530	1530
57	470	1530	1530
58	470	1530	1530
59	470	1530	1530
60	470	1530	1530
61	470	1530	1530
62	470	1530	1530
63	470	1530	1530
64	470	1530	1530
65	470	1530	1530
66	470	1530	1530
67	470	1530	1530
68	470	1530	1530
69	470	1530	1530
70	470	1530	1530
71	470	1530	1530
72	470	1530	1530
73	470	1530	1530
74	470	1530	1530
75	470	1530	1530
76	470	1530	1530
77	470	1530	1530
78	470	1530	1530
79	470	1530	1530
80	470	1530	1530
81	470	1530	1530
82	470	1530	1530
83	470	1530	1530
84	470	1530	1530
85	470	1530	1530
86	470	1530	1530
87	470	1530	1530
88	470	1530	1530
89	470	1530	1530
90	470	1530	1530
91	470	1530	1530
92	470	1530	1530
93	470	1530	1530
94	470	1530	1530
95	470	1530	1530
96	470	1530	1530
97	470	1530	1530
98	470	1530	1530
99	470	1530	1530
100	470	1530	1530

SCALE: 1:1300

LAYOUT PLAN OF DDJAY SECTOR 93, GURGAON (HARYANA)

SCALE 1:1300 SITE PLAN - DOMESTIC WATER SUPPLY & FIRE HYDRANT LAYOUT

Sewerage

For Sewer Plan Estimate only



DLF SECTOR - 93

TYPE	LENGTH	WIDTH	AREA	PERCENT	REMARKS
1	1000	1.50	1500.00	0.00	SEWER MAIN
2	1000	0.75	750.00	0.00	SEWER BRANCH
3	1000	0.30	300.00	0.00	SEWER MANHOLE
4	1000	0.15	150.00	0.00	SEWER CHECK VALVE
5	1000	0.05	50.00	0.00	SEWER CLEAN OUT
6	1000	0.02	20.00	0.00	SEWER VALVE
7	1000	0.01	10.00	0.00	SEWER ACCESS
8	1000	0.00	0.00	0.00	SEWER OTHER
9	1000	0.00	0.00	0.00	SEWER TOTAL

DESCRIPTION	AREA	PERCENT	REMARKS
TOTAL PLOT AREA	100000.00	100.00	
TOTAL COVERED AREA	20000.00	20.00	
TOTAL OPEN AREA	80000.00	80.00	
TOTAL GREEN AREA	10000.00	10.00	
TOTAL ROAD AREA	10000.00	10.00	
TOTAL WATER BODY AREA	0.00	0.00	
TOTAL OTHER AREA	0.00	0.00	
TOTAL SEWER AREA	1000.00	1.00	

DESCRIPTION	AREA	PERCENT	REMARKS
SEWER MAIN	1000.00	1.00	
SEWER BRANCH	1000.00	1.00	
SEWER MANHOLE	1000.00	1.00	
SEWER CHECK VALVE	1000.00	1.00	
SEWER CLEAN OUT	1000.00	1.00	
SEWER VALVE	1000.00	1.00	
SEWER ACCESS	1000.00	1.00	
SEWER OTHER	1000.00	1.00	
SEWER TOTAL	1000.00	1.00	

LAYOUT PLAN OF DDJAY SECTOR 93, GURGAON (HARYANA)

SCALE 1:1300 SITE PLAN - SEWERAGE LAYOUT

TOTAL NUMBER OF PLOTS - 367
FREEZE PLOT @ 50% = 184

FREEZE PLOT SHOWN IN

TYPE	LENGTH	WIDTH	AREA	PERCENT	REMARKS
1	1000	1.50	1500.00	0.00	SEWER MAIN
2	1000	0.75	750.00	0.00	SEWER BRANCH
3	1000	0.30	300.00	0.00	SEWER MANHOLE
4	1000	0.15	150.00	0.00	SEWER CHECK VALVE
5	1000	0.05	50.00	0.00	SEWER CLEAN OUT
6	1000	0.02	20.00	0.00	SEWER VALVE
7	1000	0.01	10.00	0.00	SEWER ACCESS
8	1000	0.00	0.00	0.00	SEWER OTHER
9	1000	0.00	0.00	0.00	SEWER TOTAL

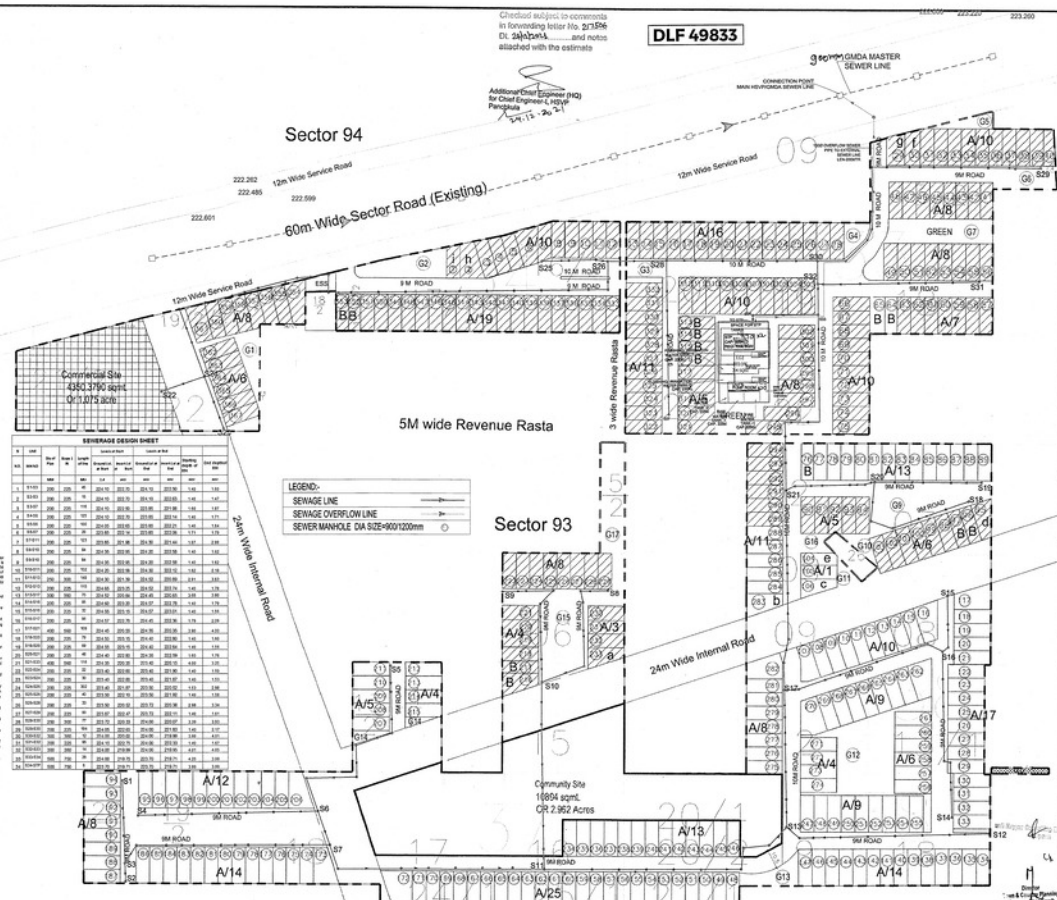
DETAILS OF FREEZE PLOTS (SECTOR 93) DDJAY

TYPE	LENGTH	WIDTH	AREA	PERCENT	REMARKS
1	1000	1.50	1500.00	0.00	SEWER MAIN
2	1000	0.75	750.00	0.00	SEWER BRANCH
3	1000	0.30	300.00	0.00	SEWER MANHOLE
4	1000	0.15	150.00	0.00	SEWER CHECK VALVE
5	1000	0.05	50.00	0.00	SEWER CLEAN OUT
6	1000	0.02	20.00	0.00	SEWER VALVE
7	1000	0.01	10.00	0.00	SEWER ACCESS
8	1000	0.00	0.00	0.00	SEWER OTHER
9	1000	0.00	0.00	0.00	SEWER TOTAL

SEWERAGE DESIGN SHEET

NO.	DESCRIPTION	LENGTH	WIDTH	AREA	PERCENT	REMARKS
1	SEWER MAIN	1000	1.50	1500.00	0.00	
2	SEWER BRANCH	1000	0.75	750.00	0.00	
3	SEWER MANHOLE	1000	0.30	300.00	0.00	
4	SEWER CHECK VALVE	1000	0.15	150.00	0.00	
5	SEWER CLEAN OUT	1000	0.05	50.00	0.00	
6	SEWER VALVE	1000	0.02	20.00	0.00	
7	SEWER ACCESS	1000	0.01	10.00	0.00	
8	SEWER OTHER	1000	0.00	0.00	0.00	
9	SEWER TOTAL	1000	0.00	0.00	0.00	

Community Site
1884 sqm.
OR 2.952 Acres



Checked subject to comments in forwarding letter No. 217596 Dt. 24/06/2014 and notes attached with the estimate.

Additional Civil Engineer (P) for Civil Engineer's office Punjab.

DLF 49833

SEWERAGE LAYOUT PLAN FOR SECTOR 93, GURGAON (HARYANA)

SCALE 1:1300 SITE PLAN - SEWERAGE LAYOUT

S.W.O

for review for stamping

DLF 49834



DLF SECTOR - 93

Head Office - DLF Center, Sarod Marg, New Delhi-110001

Website : www.dlf.in

DLF SECTOR - 93

DLF SECTOR - 93

DLF SECTOR - 93

DLF SECTOR - 93

DLF SECTOR - 93

DLF SECTOR - 93

DLF SECTOR - 93

DLF SECTOR - 93

DLF SECTOR - 93

DLF SECTOR - 93

DLF SECTOR - 93

DLF SECTOR - 93

DLF SECTOR - 93

DLF SECTOR - 93

DLF SECTOR - 93

DLF SECTOR - 93

DLF SECTOR - 93

DLF SECTOR - 93

DLF SECTOR - 93

DLF SECTOR - 93

DLF SECTOR - 93

DLF SECTOR - 93

DLF SECTOR - 93

DLF SECTOR - 93

DLF SECTOR - 93

DLF SECTOR - 93

DLF SECTOR - 93

DLF SECTOR - 93

DLF SECTOR - 93

DLF SECTOR - 93

DLF SECTOR - 93

DLF SECTOR - 93

DLF SECTOR - 93

DLF SECTOR - 93

DLF SECTOR - 93

DLF SECTOR - 93

DLF SECTOR - 93

DLF SECTOR - 93

DLF SECTOR - 93

DLF SECTOR - 93

DLF SECTOR - 93

DLF SECTOR - 93

DLF SECTOR - 93

DLF SECTOR - 93

DLF SECTOR - 93

DLF SECTOR - 93

DLF SECTOR - 93

DLF SECTOR - 93

DLF SECTOR - 93

DLF SECTOR - 93

DLF SECTOR - 93

DLF SECTOR - 93

DLF SECTOR - 93

DLF SECTOR - 93

DLF SECTOR - 93

DLF SECTOR - 93

DLF SECTOR - 93

DLF SECTOR - 93

DLF SECTOR - 93

DLF SECTOR - 93

DLF SECTOR - 93

DLF SECTOR - 93

TOTAL NUMBER OF PLOTS - 367
FREEZE PLOT @ 50% - 154
FREEZE PLOT SHOWN IN []

DETAILS OF FREEZE PLOTS (SECTOR 93) 2024Y

Table with columns: NAME, SIZE, AREA, TOTAL, TOTAL. Rows include plot details for Sector 93.

SECTOR TOTAL 94

CG 101/102/103

CG 101/102/103

CG 101/102/103

CG 101/102/103

CG 101/102/103

CG 101/102/103

CG 101/102/103

CG 101/102/103

CG 101/102/103

CG 101/102/103

CG 101/102/103

CG 101/102/103

CG 101/102/103

CG 101/102/103

CG 101/102/103

CG 101/102/103

CG 101/102/103

CG 101/102/103

CG 101/102/103

CG 101/102/103

CG 101/102/103

CG 101/102/103

CG 101/102/103

CG 101/102/103

CG 101/102/103

CG 101/102/103

CG 101/102/103

CG 101/102/103

CG 101/102/103

CG 101/102/103

CG 101/102/103

CG 101/102/103

CG 101/102/103

CG 101/102/103

CG 101/102/103

CG 101/102/103

CG 101/102/103

CG 101/102/103

CG 101/102/103

CG 101/102/103

CG 101/102/103

CG 101/102/103

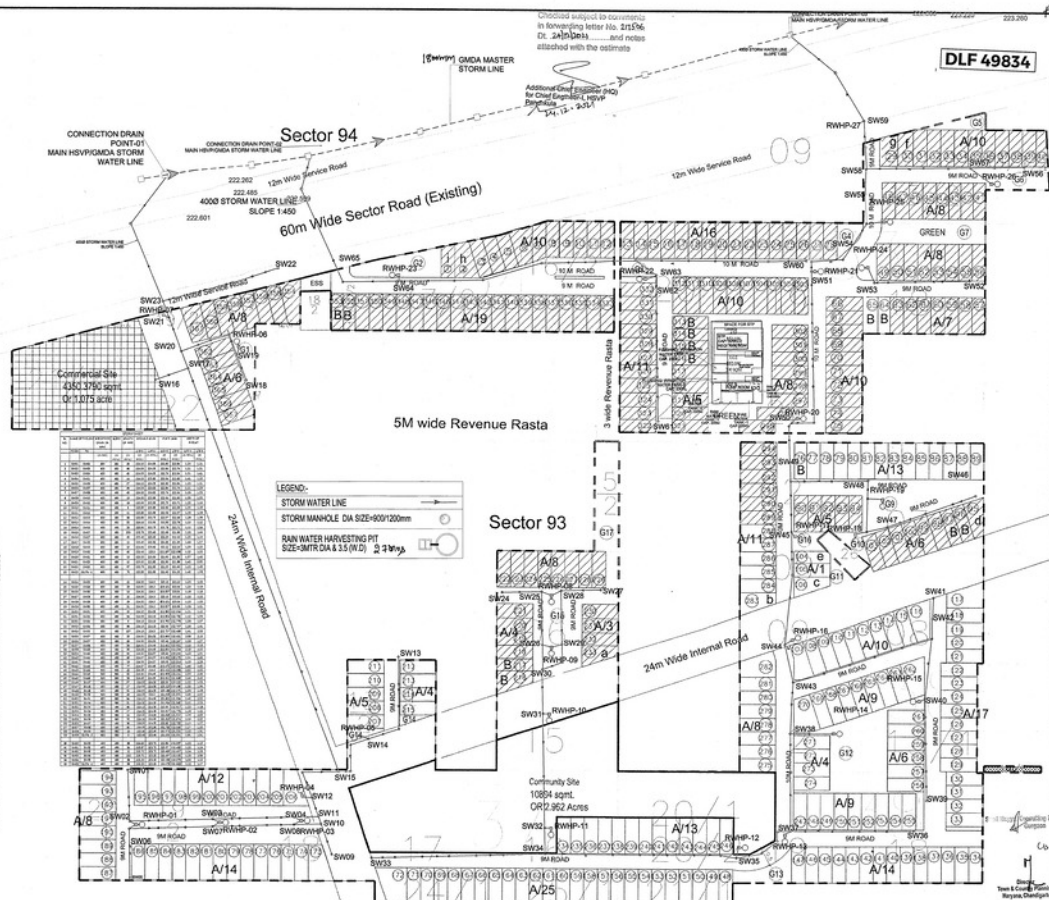
CG 101/102/103

CG 101/102/103

CG 101/102/103

CG 101/102/103

CG 101/102/103



LEGEND:
STORM WATER LINE
STORM MANHOLE DIA SIZE=600/1200mm
RAIN WATER HARVESTING PIT SIZE=3MTR DIA & 3.5 (H/D) 2.0m

Table with columns: NAME, SIZE, AREA, TOTAL, TOTAL. Rows include plot details for Sector 93.

SECTOR TOTAL 93

CG 101/102/103

CG 101/102/103

CG 101/102/103

CG 101/102/103

CG 101/102/103

CG 101/102/103

CG 101/102/103

CG 101/102/103

CG 101/102/103

CG 101/102/103

CG 101/102/103

CG 101/102/103

CG 101/102/103

CG 101/102/103

CG 101/102/103

CG 101/102/103

CG 101/102/103

CG 101/102/103

CG 101/102/103

CG 101/102/103

CG 101/102/103

CG 101/102/103

CG 101/102/103

CG 101/102/103

CG 101/102/103

CG 101/102/103

CG 101/102/103

CG 101/102/103

CG 101/102/103

CG 101/102/103

CG 101/102/103

CG 101/102/103

CG 101/102/103

CG 101/102/103

CG 101/102/103

CG 101/102/103

CG 101/102/103

CG 101/102/103

CG 101/102/103

CG 101/102/103

CG 101/102/103

CG 101/102/103

CG 101/102/103

CG 101/102/103

CG 101/102/103

CG 101/102/103

CG 101/102/103

CG 101/102/103

CG 101/102/103

CG 101/102/103

CG 101/102/103

CG 101/102/103

CG 101/102/103

CG 101/102/103

CG 101/102/103

CG 101/102/103

CG 101/102/103

CG 101/102/103

SCALE 1:1300 SITE PLAN - STORM WATER LAYOUT

LAYOUT PLAN OF DDJAY SECTOR 93, GURGAON (HARYANA)

DATE 15/05/2024

PROJECT MANAGER

DESIGNER

CHECKER

APPROVED

DATE 15/05/2024

PROJECT MANAGER

DESIGNER

CHECKER

APPROVED

DATE 15/05/2024

PROJECT MANAGER

DESIGNER

CHECKER

APPROVED