Sanctioned and valid for Five Years
Subject to validity of Licence CLU

Building Plan Committee Controlled Area
Gurgaon Circle, Gurgaon

P.A. A.T.P.

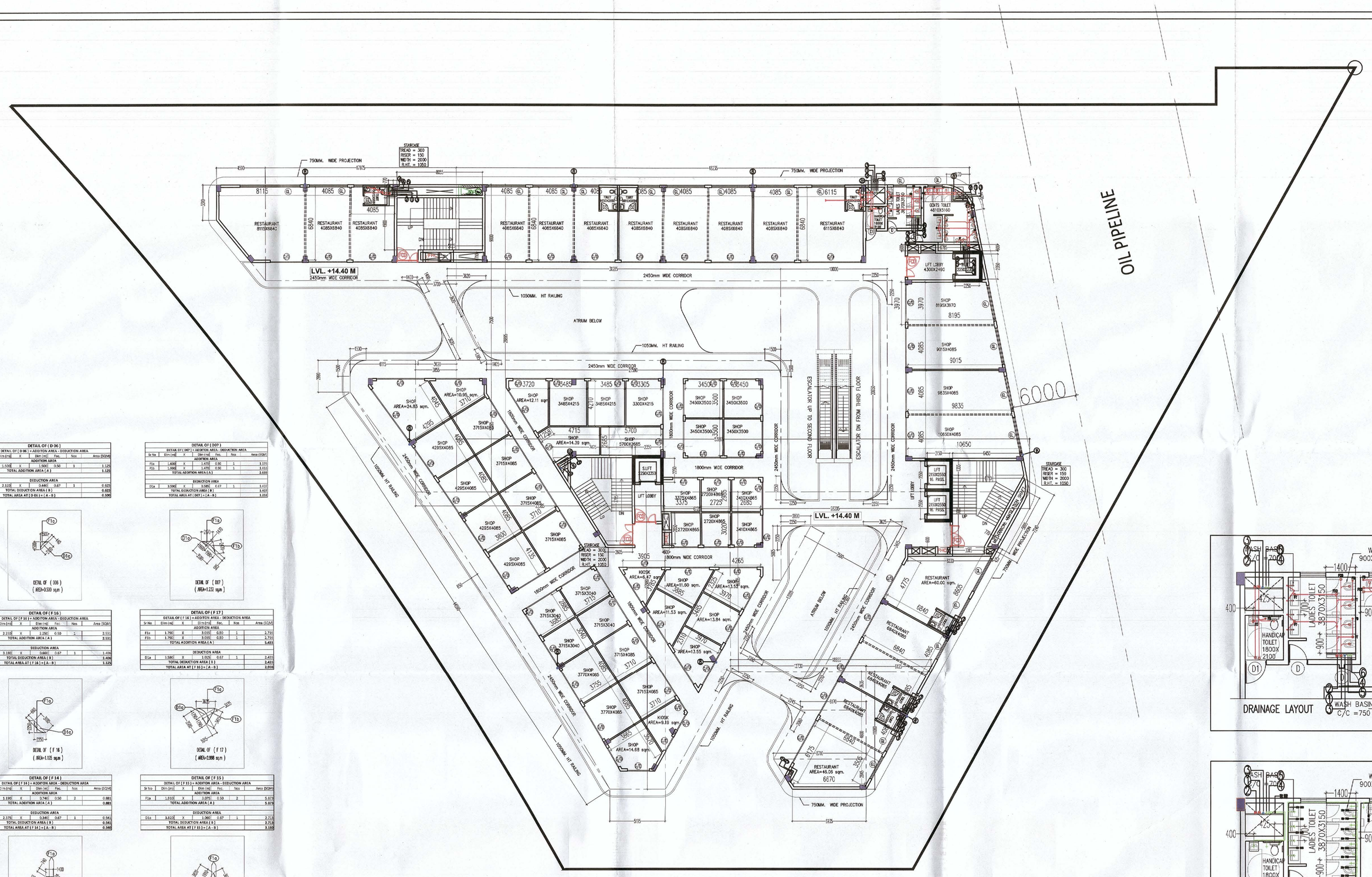

SECOND FLOOR PLAN

LVL. +14.40 M

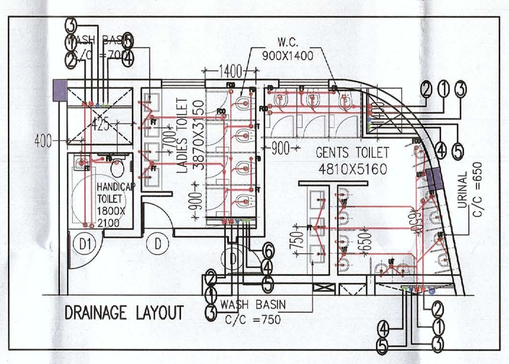

DRAINAGE LAYOUT

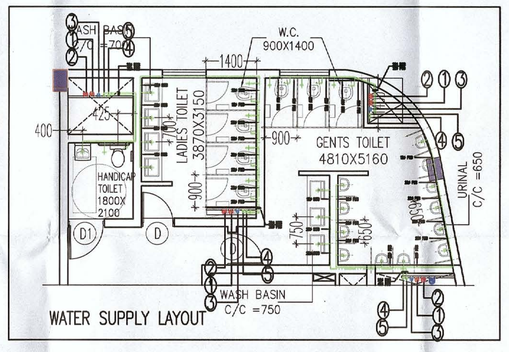

WATER SUPPLY LAYOUT

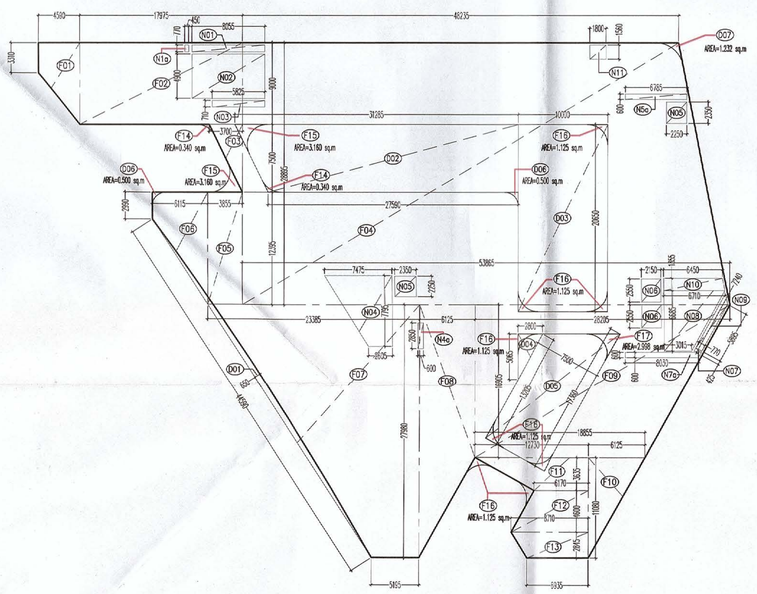

AREA DIAGRAM SECOND FLOOR

DETAIL OF (D 06)					
DETAIL OF (D 06) = ADDITION AREA - DEDUCTION AREA					
Sr No	Dim (m)	X	Dim (m) Fec.	Nos	Area (SQM)
ADDITION AREA					
F1a	1.500	X	2.240 0.50	1	1.125
TOTAL ADDITION AREA (A)					1.125
DEDUCTION AREA					
D1a	2.120	X	0.840 0.67	1	0.595
TOTAL DEDUCTION AREA (B)					0.595
TOTAL AREA AT (D 06) = (A - B)					0.530

DETAIL OF (D06)
(AREA=0.530 sqm)

DETAIL OF (D07)					
DETAIL OF (D07) = ADDITION AREA - DEDUCTION AREA					
Sr No	Dim (m)	X	Dim (m) Fec.	Nos	Area (SQM)
ADDITION AREA					
F1a	1.400	X	1.470 0.50	1	1.029
F2a	1.890	X	1.470 0.50	1	1.389
TOTAL ADDITION AREA (A)					2.418
DEDUCTION AREA					
D1a	1.590	X	1.590 0.67	1	1.410
TOTAL DEDUCTION AREA (B)					1.410
TOTAL AREA AT (D07) = (A - B)					1.010

DETAIL OF (D07)
(AREA=1.010 sqm)

DETAIL OF (F 16)					
DETAIL OF (F 16) = ADDITION AREA - DEDUCTION AREA					
Sr No	Dim (m)	X	Dim (m) Fec.	Nos	Area (SQM)
ADDITION AREA					
F1a	2.220	X	2.250 0.50	2	2.111
TOTAL ADDITION AREA (A)					2.111
DEDUCTION AREA					
D1a	3.180	X	0.840 0.67	1	1.426
TOTAL DEDUCTION AREA (B)					1.426
TOTAL AREA AT (F 16) = (A - B)					1.126

DETAIL OF (F 16)
(AREA=1.125 sqm)

DETAIL OF (F 17)					
DETAIL OF (F 17) = ADDITION AREA - DEDUCTION AREA					
Sr No	Dim (m)	X	Dim (m) Fec.	Nos	Area (SQM)
ADDITION AREA					
F1a	1.790	X	3.030 0.50	1	2.715
F2a	1.790	X	3.030 0.50	1	2.715
TOTAL ADDITION AREA (A)					5.430
DEDUCTION AREA					
D1a	3.380	X	1.050 0.67	1	2.431
TOTAL DEDUCTION AREA (B)					2.431
TOTAL AREA AT (F 17) = (A - B)					2.998

DETAIL OF (F 17)
(AREA=2.998 sqm)

DETAIL OF (F 14)					
DETAIL OF (F 14) = ADDITION AREA - DEDUCTION AREA					
Sr No	Dim (m)	X	Dim (m) Fec.	Nos	Area (SQM)
ADDITION AREA					
F1a	2.350	X	3.740 0.50	2	8.861
TOTAL ADDITION AREA (A)					8.861
DEDUCTION AREA					
D1a	2.170	X	1.840 0.67	1	2.541
TOTAL DEDUCTION AREA (B)					2.541
TOTAL AREA AT (F 14) = (A - B)					6.320

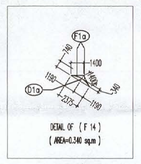

DETAIL OF (F 14)
(AREA=6.340 sqm)

DETAIL OF (F 15)					
DETAIL OF (F 15) = ADDITION AREA - DEDUCTION AREA					
Sr No	Dim (m)	X	Dim (m) Fec.	Nos	Area (SQM)
ADDITION AREA					
F1a	1.810	X	3.070 0.50	2	5.828
TOTAL ADDITION AREA (A)					5.828
DEDUCTION AREA					
D1a	3.010	X	1.260 0.67	1	2.715
TOTAL DEDUCTION AREA (B)					2.715
TOTAL AREA AT (F 15) = (A - B)					3.108

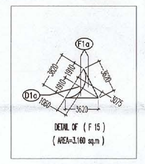

DETAIL OF (F 15)
(AREA=3.108 sqm)

SECOND FLOOR AREA CALCULATION					
COVD. AREA AT SECOND FLOOR = ADDITION AREA - DEDUCTION AREA					
ADDITION AREA					
Sr No	Dim (m)	X	Dim (m) Fec.	Nos	Area (SQM)
F01	(3.310 + 9.000) / 2 X 4.590			1	28.251
F02	17.975	X	9.000 1.00	1	161.775
F03	3.700	X	7.500 0.50	1	13.875
F04	(48.235 + 53.865) / 2 X 28.895			1	1475.089
F05	3.855	X	12.395 1.00	1	47.783
F06	(2.990 + 12.395) / 2 X 6.115			1	47.039
F07	(23.385 + 5.195) / 2 X 27.980			1	399.834
F08	(27.980 + 16.905) / 2 X 6.125			1	137.460
F09	(28.205 + 18.855) / 2 X 16.905			2	397.774
F10	11.080	X	6.125 0.50	1	33.933
F11	(12.730 + 6.170) / 2 X 3.635			1	34.350
F12	(6.170 + 8.710) / 2 X 4.600			1	34.224
F13	(8.710 + 6.935) / 2 X 2.845			1	22.255
F14	AREA AS PER DETAIL = (0.340 X 2)			2	0.680
F15	AREA AS PER DETAIL = (3.160 X 2)			2	6.320
F16	AREA AS PER DETAIL = (1.125 X 8)			8	9.000
F17	AREA AS PER DETAIL = (2.998 X 1)			1	2.998
TOTAL ADDITION AREA (A)					2852.639
DEDUCTION AREA					
D01	44.590	X	0.650 0.67	1	19.419
D02	(31.285 + 27.590) / 2 X 7.500			1	220.781
D03	10.000	X	20.650 1.00	1	206.500
D04	2.800	X	5.065 0.50	1	7.091
D05	(13.205 + 17.360) / 2 X 7.500			1	114.618
D06	AREA AS PER DETAIL = (0.500 X 2)			2	1.000
D07	AREA AS PER DETAIL = (1.232 X 1)			1	1.232
TOTAL DEDUCTION AREA (B)					570.641
TOTAL COVERED AREA AT SECOND FLOOR (A) = (A - B)					2281.998
NON FAR AREA					
N01	8.055	X	0.770 1.00	1	6.202
N1a	0.450	X	0.770 1.00	1	0.347
N02	8.055	X	4.900 1.00	1	39.470
N03	5.825	X	0.710 1.00	1	4.136
N04	(7.475 + 2.605) / 2 X 7.795			1	39.286
N4a	0.600	X	2.850 1.00	1	1.710
N05	2.350	X	2.250 2.00	1	10.575
N5a	6.785	X	0.600 1.00	1	4.071
N06	2.150	X	2.550 2.00	1	10.965
N07	0.770	X	0.425 0.50	1	0.164
N7a	0.600	X	8.030 1.00	1	4.818
N08	(6.710 + 3.015) / 2 X 6.685			1	32.505
N09	(7.240 + 5.895) / 2 X 0.770			1	5.056
N10	(6.450 + 6.710) / 2 X 1.355			1	8.915
N11	1.970	X	1.560 1.00	1	3.073
TOTAL NON FAR AREA AT SECOND FLOOR (D)					171.292
TOTAL FAR AREA AT SECOND FLOOR (C - D)					2110.706

FIRST TOILET CALCULATION										
TOTAL FAR AREA AT FIRST FLOOR									2110.706	SQMT
DENESITY AT FIRST FLOOR							351.784		362	POPULATION
NO.	PERMANENT POPULATION		FLOATING POPULATION		TOTAL REQUIRED		TOTAL PROVIDED			
	10%	35.18	90%	316.61						
	MALE (2/3)	FEMALE (1/3)	MALE (2/3)	FEMALE (1/3)	MALE	FEMALE	MALE	FEMALE		
POPULATION	23	12	211	106	–	–	–	–		
W.C.	0.94	0.78	0.84	0.66	2	1	4	4		
URINAL	0.78	–	4.22	–	5	–	13	–		
WASH BASIN	0.94	0.47	0.84	0.75	2	1	4	4		

Staircase Calculation For Second Floor							
Total floor area					2110.706	sqm	
Assembly area					570.210	sqm	
Mercantile area					1540.496	sqm	
Floors		Average occupant load as per NBCC	No. of occupant	As per NBCC (@ 10mm/ Person)	Stair case Required	Total Stair required	Stair case Provided
Assembly area	570.210	1.8	316.78	10	3167.83	5735.33	3 X 2000 = 6000 MM
Mercantile area	1540.496	6	256.75	10	2567.494		

N O T E S

THIS DEVELOPMENT HAS BEEN CONCEIVED, DESIGNED AND DRAFTED ON THE BASIS OF THE FOLLOWING

1. ALL USEABLE OFFICE SPACES/RETAIL SPACES (LIKE SHOP AREAS, ENTERTAINMENT) WILL BE AIR–CONDITIONED. THEREFORE,NO PROVISION HAS BEEN MADE FOR NATURAL VENTILATION OF SPACES.

2. ALL TOILETS/KITCHENS WILL BE MECHANICALLY VENTILATED,CONDITIONED AIR FROM THE FLOOR WILL BE SUCKED IN TO THE TOILETS/KITCHENS AND VENTED OUT THROUGH A VENT SHAFT

3. ALL SPACES (ROOM SPACES,RETAIL SPACES, SERVICE AREAS, PARKING BASEMENT,ETC) WILL BE ARTIFICIALLY LIT. ANY NATURAL LIGHT WHICH IS AVAILABLE IN THE ROOM SPACES IS ONLY INCIDENTAL AND NOT ESSENTIAL TO THE FUNCTIONING OF THE BUILDING.

4. 100% STANDBY GENERATING CAPACITY WILL BE PROVIDED FOR THE ENTIRE ELECTRICAL REQUIREMENT OF THE TOTAL SCHEME. THIS THEREFORE INCLUDES STANDBY GENERATION FOR ALL COMMON SERVICES, FIRE SERVICES, LIFTS ETC. AND ALSO THE ENTIRE ELECTRICAL LOAD FOR VENTILATION,AIR–CONDITIONING, LIGHTS AND ALL ROOM EQUIPMENT.

5. BASEMENT WILL BE ARTIFICIALLY VENTILATED.

6. THIS BUILDING WILL BE SPRINKLED AS PER NBC NORMS.

7. HANDICAP RAMP WITH RAILING

8. ALL PARTITION ARE IN 100/200MM THICK IN BLOCK WORK .

LEGEND FOR PLUMBING	
1	110 OD SWR uPVC SOIL & VENT PIPE
2	110 OD SWR uPVC WASTE & VENT PIPE
3	75 OD VENT PIPE
4	FLUSHING WATER SUPPLY DN. TAKE PIPE
5	DOMESTIC WATER SUPPLY DN. TAKE PIPE
6	FLUSHING WATER SUPPLY RISER PIPE
7	DOMESTIC WATER SUPPLY RISER PIPE
8	160 OD uPVC RAIN WATER PIPE (TERRACE)

PLUMBING NOTE:–
* URINAL TO FLOOR TRAP 63 OD uPVC SOIL PIPE
* WASH BASIN TO FLOOR TRAP 50 OD uPVC WASTE PIPE
* FLOOR DRAIN TO FLOOR TRAP 63 OD uPVC WASTE PIPE
* FLOOR TRAP TO VERTICAL WASTE STACK 110 OD WASTE PIPE
* W.C TO VERTICAL SOIL STACK 110 OD SOIL PIPE

SCHEDULE OF OPENINGS				
TYPE	WIDTH	HEIGHT	SILL HT.	LINTEL
D	900	2100	–	2100
D1	1000	2100	–	2100
D2	1500	2100	–	2100
D3	750	2100	–	2100
FCD	2000	2100	–	2100
FCD1	1500	2100	–	2100
G/D	3425	2100	–	2100
GL	AS/PLAN	2100	–	2100

OWNER'S SIGN

GIAN PRAKASH MATHUR
Digitally signed by GIAN PRAKASH MATHUR
Date: 2021.10.30 14:39:43 +05'30'

ARCHITECT'S SIGN

PROJECT:–
APPROVAL OF BUILDING PLAN OF COMMERCIAL SITE ADMEASURING 1.425 ACRES IN BLOCK–H FALLING IN THE RESIDENTIAL PLOTTED COLONY OF AREA MEASURING 199.063 ACRES (Namely Gulshan Vista Phase-III) IN SECTOR – 57, GURUGRAM MANESAR URBAN COMPLEX BEING DEVELOPED BY, M/s. PARYAPT INFRASTRUCTURE PVT. LTD.

TITLE:– SECOND FLOOR PLAN

DWG.NO.:– SB–08/12

THIS DRAWING IS THE PROPERTY OF GIAN P. MATHUR AND ASSOCIATES (P) LTD. NEW DELHI

DEALT

CHKD

GIAN P. MATHUR AND ASSOCIATES (P) LTD.
C - 55, East Of Kailash, New Delhi-110065
T : 46599599 | F : 46599512
E : gpma@airtelmail.in | W : www.gpmindia.com

SCALE:– 1:150 DATE:–11/10/2021

08