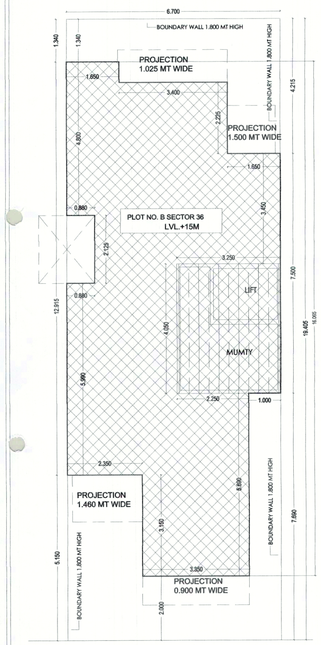

ROAD 9 MT WIDE
LVL± 0.0 MT

SITE PLAN

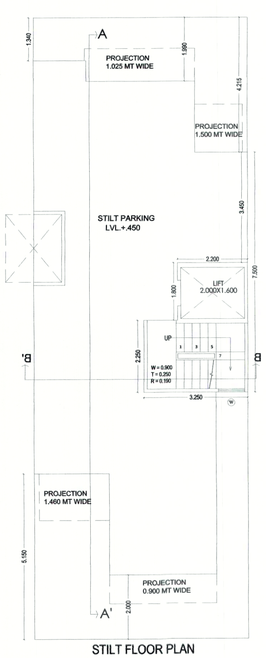

STILT FLOOR PLAN

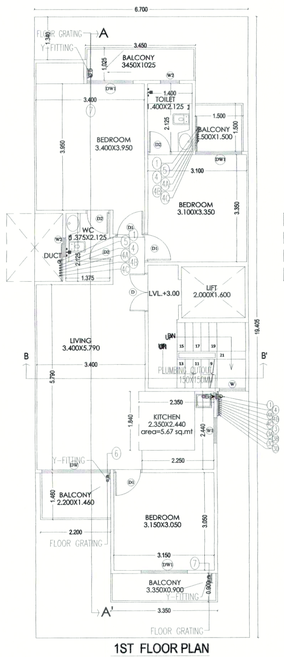

1ST FLOOR PLAN

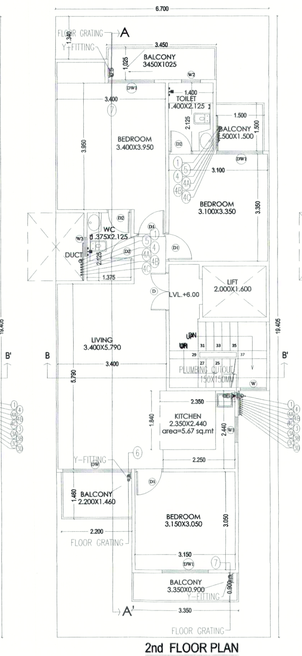

2nd FLOOR PLAN

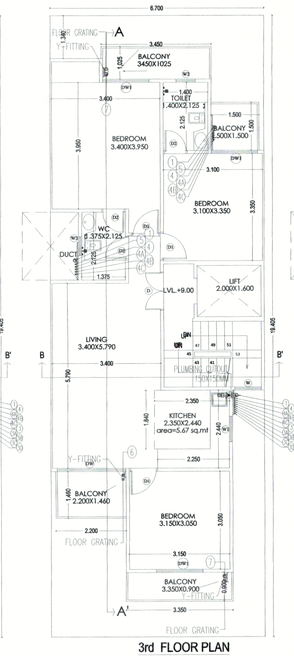

3rd FLOOR PLAN

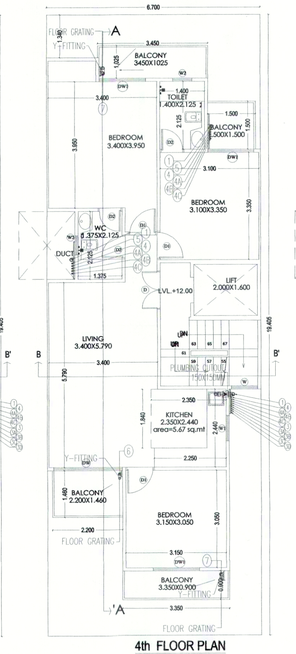

4th FLOOR PLAN

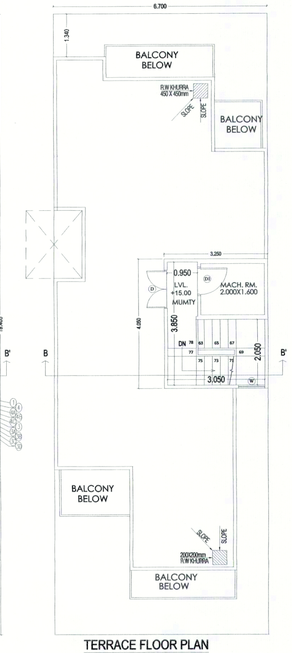

TERRACE FLOOR PLAN

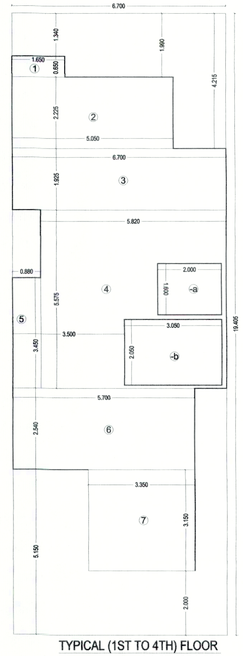

TYPICAL (1ST TO 4TH) FLOOR AREA DIAGRAM

FOUND AS PER SELF CERTIFICATION POLICY
Plot No. B-21-22-23-24-25-27-28-29-30-31-32-33-34-36-38-40
Dated 1-3-2019, 31-12-19, 16-08-19 & 8-12-19
SD PA ATP
Tracer AD JD

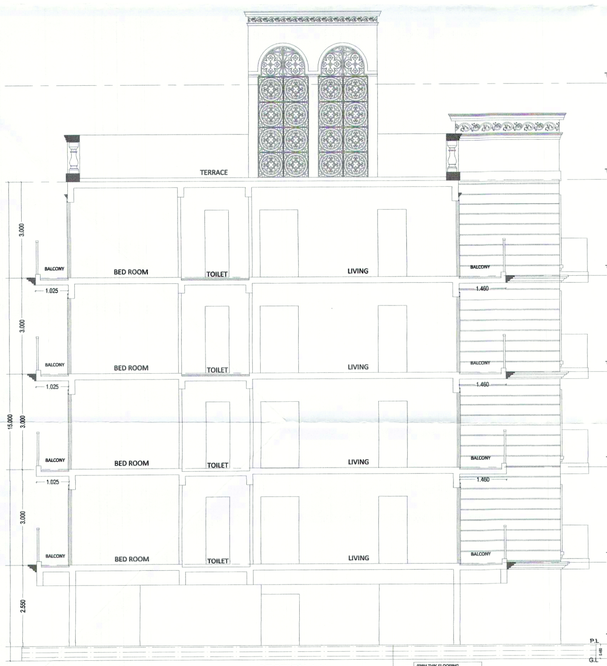

SECTION AA'

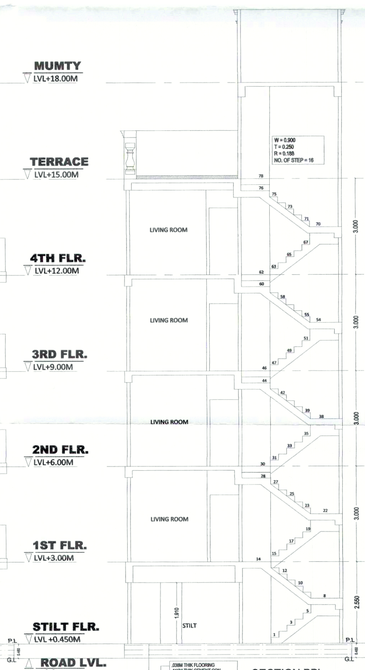

SECTION BB'

FRONT ELEVATION

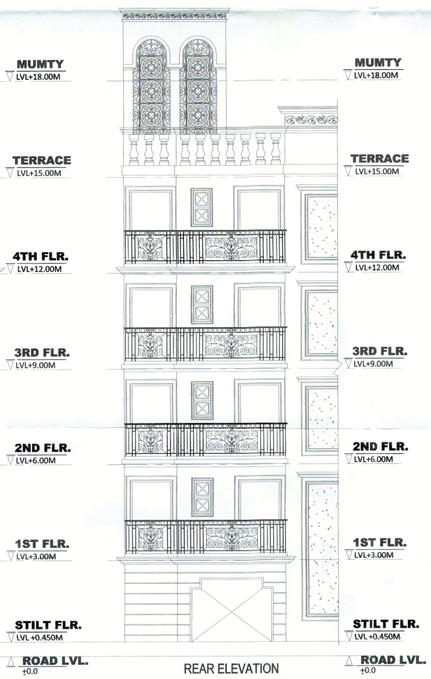

REAR ELEVATION

NOTE :

1. WALLS WILL BE IN RCC AND 100MM/50MM THICK
2. TOILET WILL BE MECHANICALLY VENTILATED
3. ADJACENT PLOTS WILL BE AS MIRROR LAYOUT

AREA CALCULATIONS						
TOTAL PLOT AREA	=	6.700	X	19.400	=	129.980
OLD PERMISSIBLE FAR @ 2.0					=	259.960
PERMISSIBLE FAR @ 2.64					=	343.147
PROPOSED FAR @ 2.43					=	316.340
PERMISSIBLE GROUND COVERAGE @ 66%					=	85.787
PROPOSED GROUND COVERAGE @ 65.948%					=	85.719

AREA OF STILT FLOOR									
ITEM	L	X	B	X	FACTOR	X	NO	=	SQ.MT
1	2.200	x	1.800	x	1.0	x	1	=	3.960
2	3.250	x	2.250	x	1.0	x	1	=	7.313
							TOTAL	=	11.273

AREA OF TYPICAL FLOOR									
ADDITIONS									
ITEM	L	X	B	X	FACTOR	X	NO	=	SQ.MT
1	1.650	x	0.650	x	1.0	x	1	=	1.073
2	5.050	x	2.225	x	1.0	x	1	=	11.236
3	6.700	x	1.925	x	1.0	x	1	=	12.898
4	5.820	x	5.575	x	1.0	x	1	=	32.447
5	0.880	x	3.450	x	1.0	x	1	=	3.036
6	5.700	x	2.540	x	1.0	x	1	=	14.478
7	3.350	x	3.150	x	1.0	x	1	=	10.553
							TOTAL	=	85.719
DEDUCTIONS									
ITEM	L	X	B	X	FACTOR	X	NO	=	SQ.MT
a	1.600	x	2.000	x	1.0	x	1	=	3.200
b	3.050	x	2.050	x	1.0	x	1	=	6.253
							TOTAL	=	9.453
TOTAL FAR AREA =TOTAL ADDITIONS-TOTAL DEDUCTION								=	76.267

AREA OF STAIRCASE + LIFT									
ITEM	L	X	B	X	FACTOR	X	NO	=	SQ.MT
ST	3.050	x	2.050	x	1.0	x	1	=	6.253
LIFT	1.600	x	2.000	x	1.0	x	1	=	3.200
							TOTAL	=	9.453

GROUND COVERAGE			SQ.MT
AREA OF TYPICAL FLOOR + STAIRCASE+ LIFT		=	85.719

TOTAL AREA OF STILT FLOOR	=	11.273	SQ.M.
TOTAL AREA OF FIRST FLOOR	=	76.267	SQ.M.
TOTAL AREA OF SECOND FLOOR	=	76.267	SQ.M.
TOTAL AREA OF THIRD FLOOR	=	76.267	SQ.M.
TOTAL AREA OF FOURTH FLOOR	=	76.267	SQ.M.
TOTAL FAR AREA	=	316.340	SQ.M.

AREA OF MUMTY & MACHINE ROOM									
ITEM	L	X	B	X	FACTOR	X	NO	=	SQ.MT
1	3.250	x	4.050	x	1.0	x	1	=	13.163
							TOTAL	=	13.163

AREA OF STILT FLOOR FOR PARKING			SQ.MT
GROUND COVERAGE - AREA OF STILT		=	74.447

BUILT UP AREA DETAILS			
TOTAL AREA OF STILT FLOOR (TYPICAL FLOOR FAR+STAIRCASE +LIFT)	=	85.719	SQ.M.
TOTAL AREA OF FIRST FLOOR (TYPICAL FLOOR FAR+STAIRCASE)	=	82.519	SQ.M.
TOTAL AREA OF SECOND FLOOR (TYPICAL FLOOR FAR+STAIRCASE)	=	82.519	SQ.M.
TOTAL AREA OF THIRD FLOOR (TYPICAL FLOOR FAR+STAIRCASE)	=	82.519	SQ.M.
TOTAL AREA OF FOURTH FLOOR (TYPICAL FLOOR FAR+STAIRCASE)	=	82.519	SQ.M.
TOTAL AREA OF MUMTY & MACHINE ROOM	=	13.163	SQ.M.
TOTAL B.U.A. (FAR AREA + NON FAR)	=	428.959	SQ.M.

LEGEND	
1	110 OD uPVC SWR (TYPE-A) SOIL & VENT PIPE
2	110 OD uPVC SWR (TYPE-A) WASTE & VENT PIPE
3	200 CWS RISER (SH-40) TO O.H.T. FILLING TANK (FIRST FLOOR)
3A	200 CWS RISER TO O.H.T. FILLING TANK (SECOND FLOOR)
3B	200 CWS RISER TO O.H.T. FILLING TANK (THIRD FLOOR)
3C	200 CWS RISER TO O.H.T. FILLING TANK (4TH FLOOR)
3D	200 FWS RISER (SH-48) TO O.H.T. FILLING TANK
4	DOMESTIC WATER SUPPLY DN. TAKE PIPE (FIRST FLOOR)
4A	DOMESTIC WATER SUPPLY DN. TAKE PIPE (SECOND FLOOR)
4B	DOMESTIC WATER SUPPLY DN. TAKE PIPE (THIRD FLOOR)
4C	DOMESTIC WATER SUPPLY DN. TAKE PIPE (4TH FLOOR)
5	FLUSHING WATER SUPPLY D.N TAKE PIPE
6	75 OD uPVC (6 Kg/Cms.) RAIN WATER PIPE
7	110 OD uPVC (6 Kg/Cms.) RAIN WATER PIPE
A	1500 MM FLOOR CUTOUT(F.T & W.C)
B	1000 MM FLOOR CUTOUT(F.D)

OPENING SCHEDULE				
S.NO	TYPE	SIZE (MT)	SILL(MT)	LINTEL(MT)
1	D	1.200X2.100	-	2.100
2	D1	0.900X2.100	-	2.100
3	D2	0.750X2.100	-	2.100
4	DW	2.150X2.400	-	2.400
5	DW1	1.450X2.400	-	2.400
6	W	0.825X2.100	0.300	2.400
7	W1	0.800X1.350	1.050	2.400
8	W2	0.600X0.900	1.500	2.400

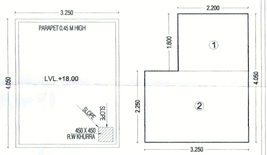

MUMTY TERRACE

STILT - AREA DIAGRAM

PROJECT :
Revised Building Plan of plot no. B21, B23, B25, B27, B29, B32,B34,B36,B38 & B40, Type 'B' measuring 129.98 Sq. meter situated in Affordable Residential Plotted Colony (DDJAY) on an area of 10.55625 acres in VILLAGE Dhunela, Sector-36, Sohna, District Gurugram (License no. 40 of 2019 Dated 1-3-2019 & License no. 130 of 2019 Dated 7-12-2019) to M/s Signature Global Homes Pvt. Ltd.

ARCHITECTS — DRG.NO.- SIG/SITE3/TYPE-B

ARCHITECT'S SIGN — OWNER'S SIGN

AMIT SHARMA
Architect
Reg. No.: C/-4127