FOUND AS PER SELF CERTIFICATION POLICY
Plot No. A1, A3, A5, A7, A9, A11, A13, A15
A21, A23, A25, A27, A29, A31, A33
DDJAY Vill: Dhunela Sec-36 Sohna

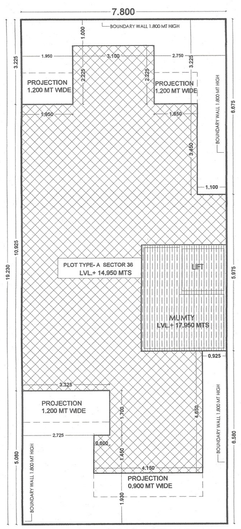

SITE PLAN

ROAD 9 MT WIDE
LVL± 0.0 MT

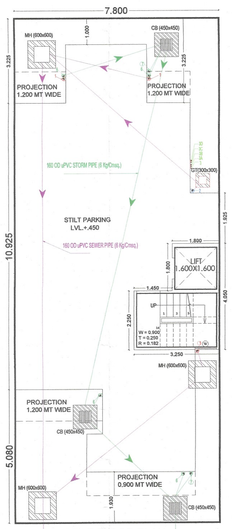

STILT FLOOR PLAN

160 OD uPVC SEWER PIPE TO EXTERNAL MH

160 OD uPVC DRAINAGE PIPE TO EXTERNAL MH

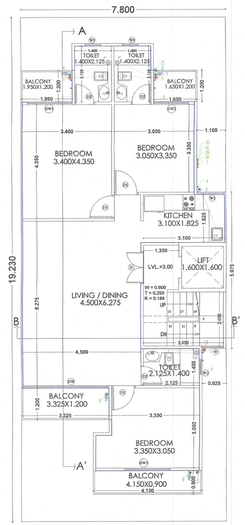

FIRST FLOOR PLAN

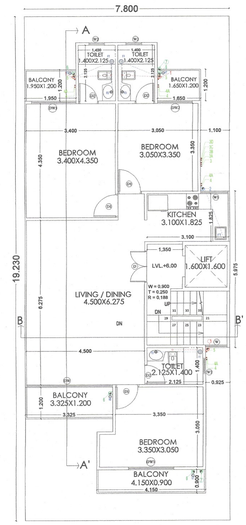

SECOND FLOOR PLAN

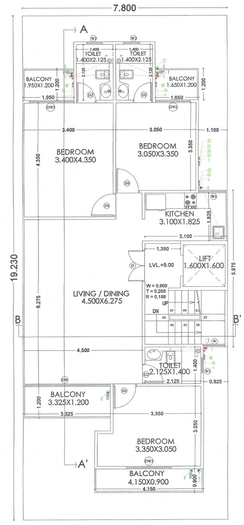

THIRD FLOOR PLAN

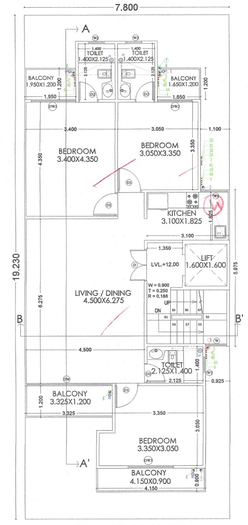

FOURTH FLOOR PLAN

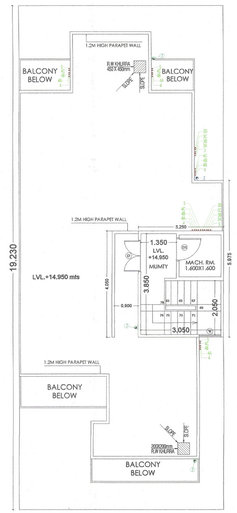

TERRACE FLOOR PLAN

AREA CALCULATIONS								
TOTAL PLOT AREA	=		7.800	X	19.230	=	149.994	
OLD PERMISSIBLE FAR @ 2.0						=	299.988	
PERMISSIBLE FAR @ 2.64						=	395.984	
PROPOSED FAR @ 2.475						=	371.233	
PERMISSIBLE GROUND COVERAGE @ 66%						=	98.996	
PROPOSED GROUND COVERAGE @ 65.99%						=	98.983	

AREA OF STILT FLOOR									
ITEM	L	X	B	X	FACTOR	X	NO	=	SQ.MT
1	1.800	x	1.800	x	1.0	x	1	=	3.240
2	3.250	x	2.250	x	1.0	x	1	=	7.313
						TOTAL		=	10.553

AREA OF TYPICAL FLOOR ADDITIONS									
ITEM	L	X	B	X	FACTOR	X	NO	=	SQ.MT
1	3.100	x	2.225	x	1.0	x	1	=	6.898
2	6.700	x	3.450	x	1.0	x	1	=	23.115
3	7.800	x	5.975	x	1.0	x	1	=	46.605
4	6.875	x	1.500	x	1.0	x	1	=	10.313
5	3.550	x	3.150	x	1.0	x	1	=	11.183
6	0.600	x	1.450	x	1.0	x	1	=	0.870
						TOTAL		=	98.983
DEDUCTIONS									
ITEM	L	X	B	X	FACTOR	X	NO	=	SQ.MT
a	1.600	x	1.600	x	1.0	x	1	=	2.560
b	3.050	x	2.050	x	1.0	x	1	=	6.253
						TOTAL		=	8.813
TOTAL FAR AREA=TOTAL ADDITIONS-TOTAL DEDUCTION								=	90.170

AREA OF STAIRCASE + LIFT									
ITEM	L	X	B	X	FACTOR	X	NO	=	SQ.MT
ST	3.050	x	2.050	x	1.0	x	1	=	6.253
LIFT	1.600	x	1.600	x	1.0	x	1	=	2.560
						TOTAL		=	8.813

GROUND COVERAGE			SQ.MT
AREA OF TYPICAL FLOOR + STAIRCASE+ LIFT		=	98.983

TOTAL AREA OF STILT FLOOR	=	10.553 SQ.M.
TOTAL AREA OF FIRST FLOOR	=	90.170 SQ.M.
TOTAL AREA OF SECOND FLOOR	=	90.170 SQ.M.
TOTAL AREA OF THIRD FLOOR	=	90.170 SQ.M.
TOTAL AREA OF FOURTH FLOOR	=	90.170 SQ.M.
TOTAL FAR AREA	=	371.233 SQ.M.

AREA OF MUMTY & MACHINE ROOM									
ITEM	L	X	B	X	FACTOR	X	NO	=	SQ.MT
1	3.250	x	4.050	x	1.0	x	1	=	13.163
						TOTAL		=	13.163

AREA OF STILT FLOOR FOR PARKING		SQ.MT
GROUND COVERAGE - AREA OF STILT	=	88.430

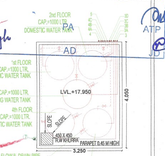

MUMTY TERRACE

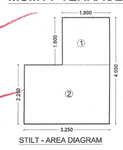

STILT - AREA DIAGRAM

OPENING SCHEDULE

S.NO	TYPE	SIZE (MT)	WILLIN(T)	UNTILLIN(T)
1	D	1.200X2.100	-	2.100
2	D1	0.900X2.100	-	2.100
3	D2	0.750X2.100	-	2.100
4	DW	1.225X2.400	-	2.400
5	DW1	1.725X2.400	-	2.400
6	DW2	1.325X2.400	-	2.400
7	DW3	1.725X2.400	-	2.400
8	W	0.825X2.100	0.300	2.400
9	W1	1.050X1.350	1.050	2.400
10	W2	0.600X0.300	1.500	2.400

BUILT UP AREA DETAILS		SQ.MT
TOTAL AREA OF STILT FLOOR (TYPICAL FLOOR FAR + LIFT + STAIRCASE)	=	98.983 SQ.M.
TOTAL AREA OF FIRST FLOOR (TYPICAL FLOOR FAR + STAIRCASE)	=	96.423 SQ.M.
TOTAL AREA OF SECOND FLOOR (TYPICAL FLOOR FAR + STAIRCASE)	=	96.423 SQ.M.
TOTAL AREA OF THIRD FLOOR (TYPICAL FLOOR FAR + STAIRCASE)	=	96.423 SQ.M.
TOTAL AREA OF FOURTH FLOOR (TYPICAL FLOOR FAR + STAIRCASE)	=	96.423 SQ.M.
TOTAL AREA OF MUMTY & MACHINE ROOM	=	13.163 SQ.M.
TOTAL BUA AREA (FAR + NON FAR AREA)	=	497.836 SQ.M.

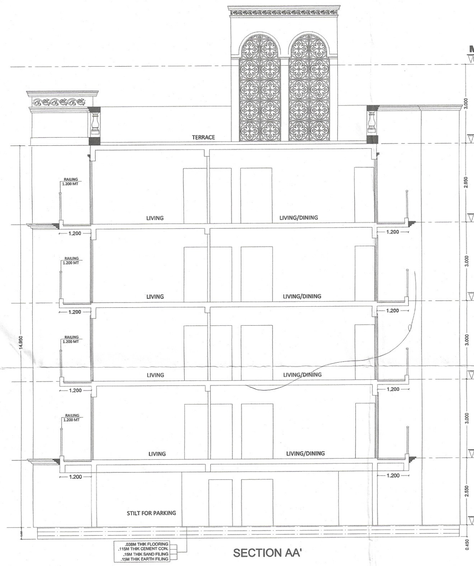

SECTION AA'

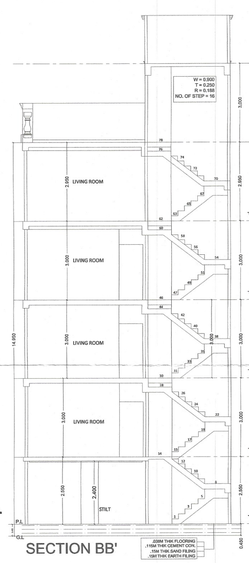

SECTION BB'

LEGEND

1	110 OD uPVC SWR (TYPE-A) SOIL & VENT PIPE
2	110 OD uPVC SWR (TYPE-A) WASTE & VENT PIPE
3	200 CWS RISER (SH-40) TO O.H.T. FILLING TANK (FIRST FLOOR)
3A	200 CWS RISER TO O.H.T. FILLING TANK (SECOND FLOOR)
3B	200 CWS RISER TO O.H.T. FILLING TANK (THIRD FLOOR)
3C	200 CWS RISER TO O.H.T. FILLING TANK (4TH FLOOR)
3D	200 FWS RISER (SH-40) TO O.H.T. FILLING TANK
4	DOMESTIC WATER SUPPLY DN. TAKE PIPE (FIRST FLOOR)
4A	DOMESTIC WATER SUPPLY DN. TAKE PIPE (SECOND FLOOR)
4B	DOMESTIC WATER SUPPLY DN. TAKE PIPE (THIRD FLOOR)
4C	DOMESTIC WATER SUPPLY DN. TAKE PIPE (4TH FLOOR)
5	FLUSHING WATER SUPPLY D.N 1 IN.Q. PIPE
6	75 OD uPVC (6 kg/Cmsq.) RAIN WATER PIPE
7	110 OD uPVC (6 kg/Cmsq.) RAIN WATER PIPE

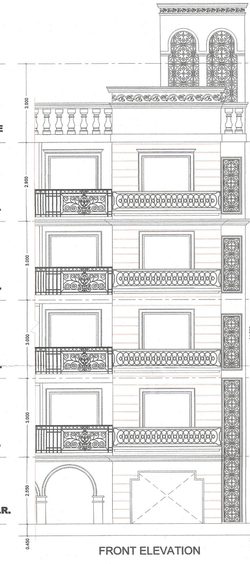

FRONT ELEVATION

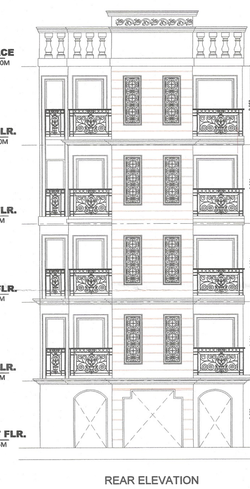

REAR ELEVATION

TYPICAL FLOOR FAR AREA CHART (1ST TO 4TH)

CARPET AREA CALCULATIONS									
ITEM	L	X	B	X	FACTOR	X	NO	=	SQ.MT
1	2.900	x	0.925	x	1.0	x	1	=	2.683
2	3.100	x	1.200	x	1.0	x	1	=	3.720
3	6.550	x	3.550	x	1.0	x	1	=	23.230
4	7.700	x	1.825	x	1.0	x	1	=	14.053
5	4.500	x	0.350	x	1.0	x	1	=	1.575
6	4.600	x	1.200	x	1.0	x	1	=	5.520
7	4.500	x	2.500	x	1.0	x	1	=	11.250
8	6.725	x	1.500	x	1.0	x	1	=	10.088
9	3.450	x	1.200	x	1.0	x	1	=	4.140
10	3.350	x	0.600	x	1.0	x	1	=	2.010
11	3.950	x	1.350	x	1.0	x	1	=	5.333
TYPICAL FLOOR CARPET AREA									83.600
TOTAL CARPET AREA OF TYPICAL FLOORS (4 FLOORS)									334.400

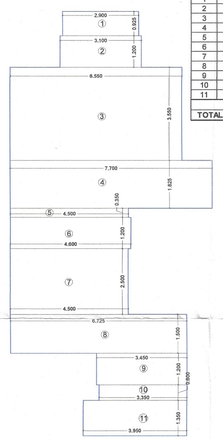

TYPICAL FLOOR CARPET AREA DIAGRAM

NOTE :
1. WALLS WILL BE IN RCC AND 100MM/50MM THICK
2. ADJACENT PLOTS WILL BE AS MIRROR LAYOUT
3. TOILETS WILL BE MECHANICALLY VENTILATED

PROJECT
Revised Building Plan of plot no. A1,A3,A5,A7,A9,A11,A13,A15,A21,A23,A25,A27,A29, A31 & A33 Type 'A' measuring 149.994 Sq. meter situated in Affordable Residential Plotted Colony (DDJAY) on an area of 5.00 acres in Village - Dhunela, Sector-36, Sohna, District Gurugram (License no. 18 of 2021 Dated 16-04-2021)to M/s Signature Global Homes Pvt. Ltd.

ARCHITECTS | DRG.NO.- SIG/SITE-01/TYPE-A/

ARCHITECT'S SIGN | OWNER'S SIGN

AMITESH MISHRA
Architect
Reg. No.: CA/2008/41927

SIGNATURE GLOBAL HOMES PVT. LTD.