

ELEVATION E-1
TOWER 9,10 &11

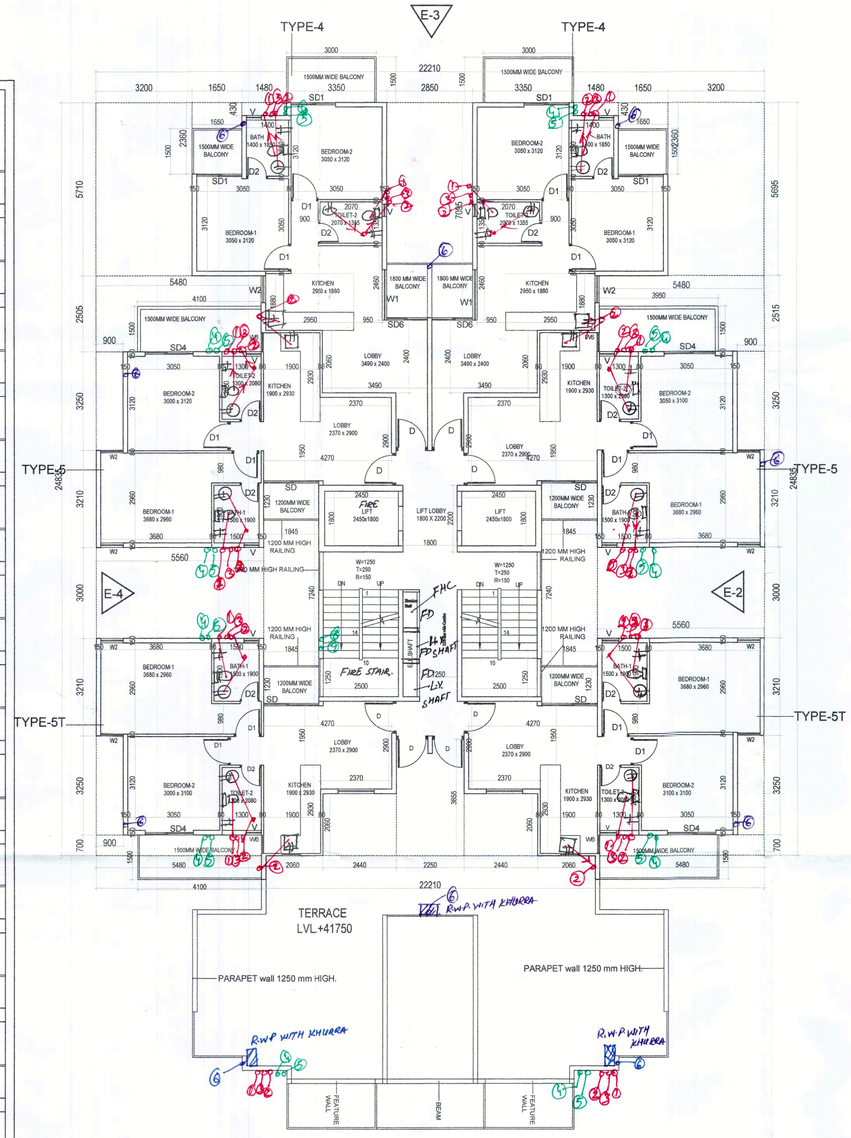

14TH. FLOOR PLAN

E-1

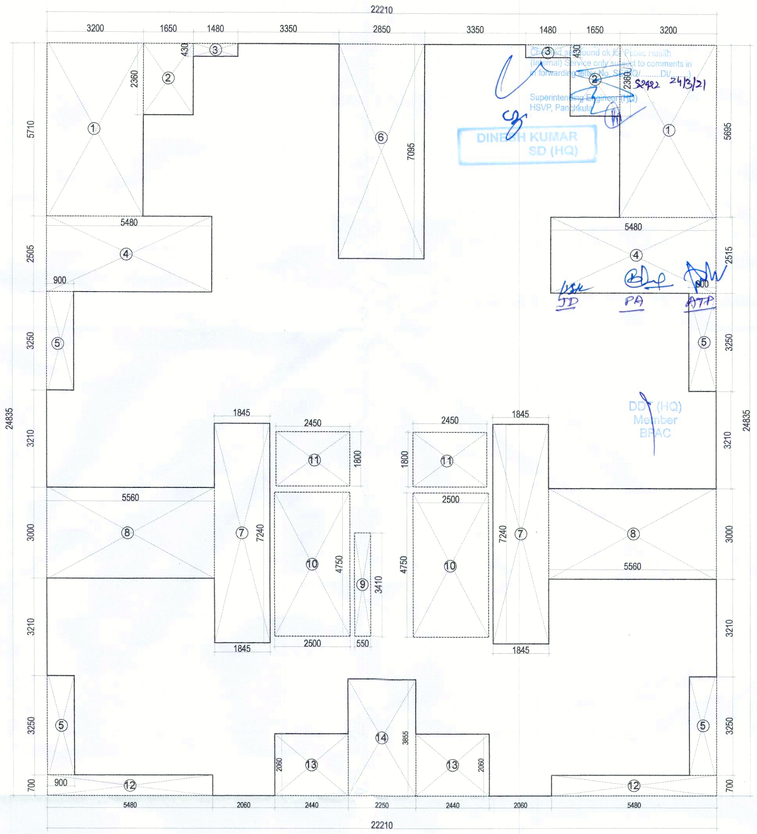

TYPICAL FLOOR AREA DIAGRAM

14TH. FLOOR AREA CHART							
A	1	X	22.210	X	24.835	=	551.59
GROSS PLATE AREA							551.59
DEDUCTIONS							
1	2	X	3.200	X	5.695	=	36.45
2	2	X	1.650	X	2.360	=	7.79
3	2	X	1.480	X	0.430	=	1.27
4	2	X	5.480	X	2.505	=	27.45
5	4	X	0.900	X	3.250	=	11.70
6	1	X	2.850	X	7.095	=	20.22
7	2	X	1.845	X	7.240	=	26.72
8	2	X	5.560	X	3.000	=	33.36
9	1	X	0.550	X	3.410	=	1.88
10	2	X	2.500	X	4.750	=	23.75
11	2	X	2.450	X	1.800	=	8.82
12	2	X	5.480	X	0.700	=	7.67
13	2	X	2.440	X	2.060	=	10.05
14	1	X	2.250	X	3.855	=	8.67
TOTAL						=	225.80
NET FAR AREA =		551.59	-	225.80		=	325.78
TOTAL FAR AREA =		325.78	X	1		=	325.78

DOOR WINDOW SCHEDULE						
Sr. No	TYPE	WIDTH	HEIGHT	SIZE	CILL	LINTEL
1	D	1000	2150	1200X2150		2150
2	D1	900	2150	1000X2150		2150
3	D2	700	2150	700X2150		2150
4	D3	750	2150	750X2150		2150
5	W1	2150	1400	2150X1400	750	2150
6	W2	890	1150	890X1150	1000	2150
7	W3	1000	1400	1000 X1400	750	2150
8	W4	550	1150	550 X 1150	1000	2150
9	W5	1400	1400	1400X1400	750	2150
10	W6	600	2150	600 X 2150		2150
10	GW	550	2550	550 X 2550		2550
11	SD	1845	2150	1845 X 2150		2150
12	SD1	2100	2150	2100 X 2150		2150
13	SD2	2300	2150	2300 X 2150		2150
14	SD3	1300	2150	1300 X 2150		2150
15	SD4	1600	2150	1600 X 2150		2150
16	SD5	2300	2150	2300 X 2150		2150
17	SD6	1350	2150	1350 X 2150		2150
18	SD5	2300	2150	2300 X 2150		2150
19	V	500	900	500 X 900	1250	2150

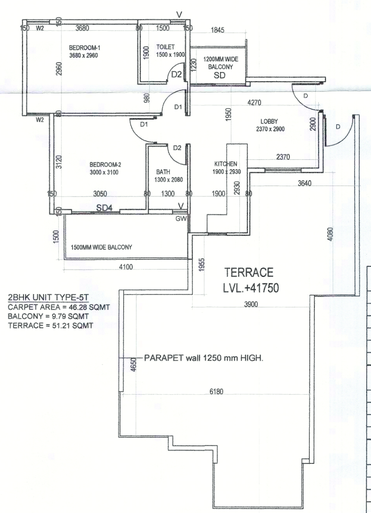

2BHK UNIT TYPE-5T
CARPET AREA = 46.28 SQMT
BALCONY = 9.79 SQMT
TERRACE = 51.21 SQMT

CARPET AREA CHART TYPE-5T					
1	2.370	X	2.900	=	6.873
2	1.900	X	0.770	=	1.463
3	6.410	X	4.110	=	26.345
4	4.360	X	2.050	=	8.938
5	0.900	X	2.960	=	2.664
NET CARPXT AREA				=	46.28

BALCONY AREA CHART TYPE-5T					
1	1.845	X	1.230	=	2.269
2	0.900	X	1.520	=	1.368
3	4.100	X	1.500	=	6.150
NET BALCONY AREA				=	9.79

TERRACE AREA CHART TYPE-5T					
1	3.640	X	4.080	=	14.851
2	3.900	X	1.955	=	7.625
3	6.180	X	4.650	=	28.737
NET BALCONY AREA				=	51.21

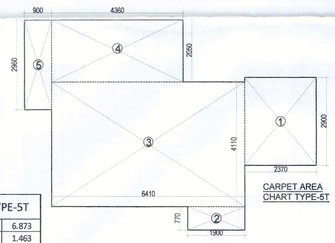

CARPET AREA CHART TYPE-5T

S.NO.	DESCRIPTION	SYMBOL
1.	110 oD uPVC VERTICAL SOIL & VENT PIPE	1
2.	110 oD uPVC VERTICAL WASTE & VENT PIPE	2
3.	ANTISYPHONAGE PIPE	3
4.	DOMESTIC WATER SUPPLY DOWN TAKE PIPE	4
5.	FLUSHING WATER SUPPLY DOWN TAKE PIPE	5
6.	110 oD uPVC RAIN WATER PIPE FOR TERRACE	6
7.	75 oD uPVC RAIN WATER BALCONY DRAIN PIPE	7
8.	DOMESTIC WATER SUPPLY RISER PIPE	8
9.	FLUSHING WATER SUPPLY RISER PIPE	9
10.	FLOOR TRAP	FT
11.	FLOOR DRAIN	FD
12.	FLOOR CLEAN OUT	FCO
13.	COLD WATER SUPPLY (DOMESTIC)	CWS
14.	FLUSHING WATER SUPPLY	FWS
15.	ISOLATION VALVE	

N

CLIENT:- HCBS DEVELOPMENTS LTD

PROJECT : -
PROPOSED BUILDING PLAN OF AFFORDABLE GROUP HOUSING COLONY OVER AN AREA MEASURING 8.75 ACRE(LICENCE NO.02 DATED 21-01-2021) IN THE REVENUE ESTATE OF VILLAGE TIKAMPUR , SECTOR-103, GURUGRAM BEING DEVELOPED BY CARE REALTECH PVT LTDAND HCBS DEVELOPMENTS LTD IN COLLABORATION WITH HCBS DEVELOPMENTS LTD.

ARCHITECTS
Pinnacle Architects Pvt.Ltd.
938 , SECTOR 14 , GURGAON HARYANA

SCALE : 1:100

DRAWING NAME
TOWERS-9 ,10 & 11
TYPICAL FLOOR PLAN & TYPICAL AREA DIAGRAM,& TERRACE UNITS PLAN & AREA

DRAWING NO. SUB – 31

HCBS DEVELOPMENTS LTD.
Authorised Signatory
APPLICANT'S SIGN.

VIMAL BAJAJ
Architect CA/96/19791
938, Sector-14, Gurgaon
ARCHITECT'S SIGN

ARCHITECT (H.Q.) S.T.P. Member Secretary B.P.C. | S.T.P. (G) Member B.P.C. | C.T.P. (Hr) Chairman B.P.C.

DINESH KUMAR SD (HQ)

DDF (HQ) Member BPAC