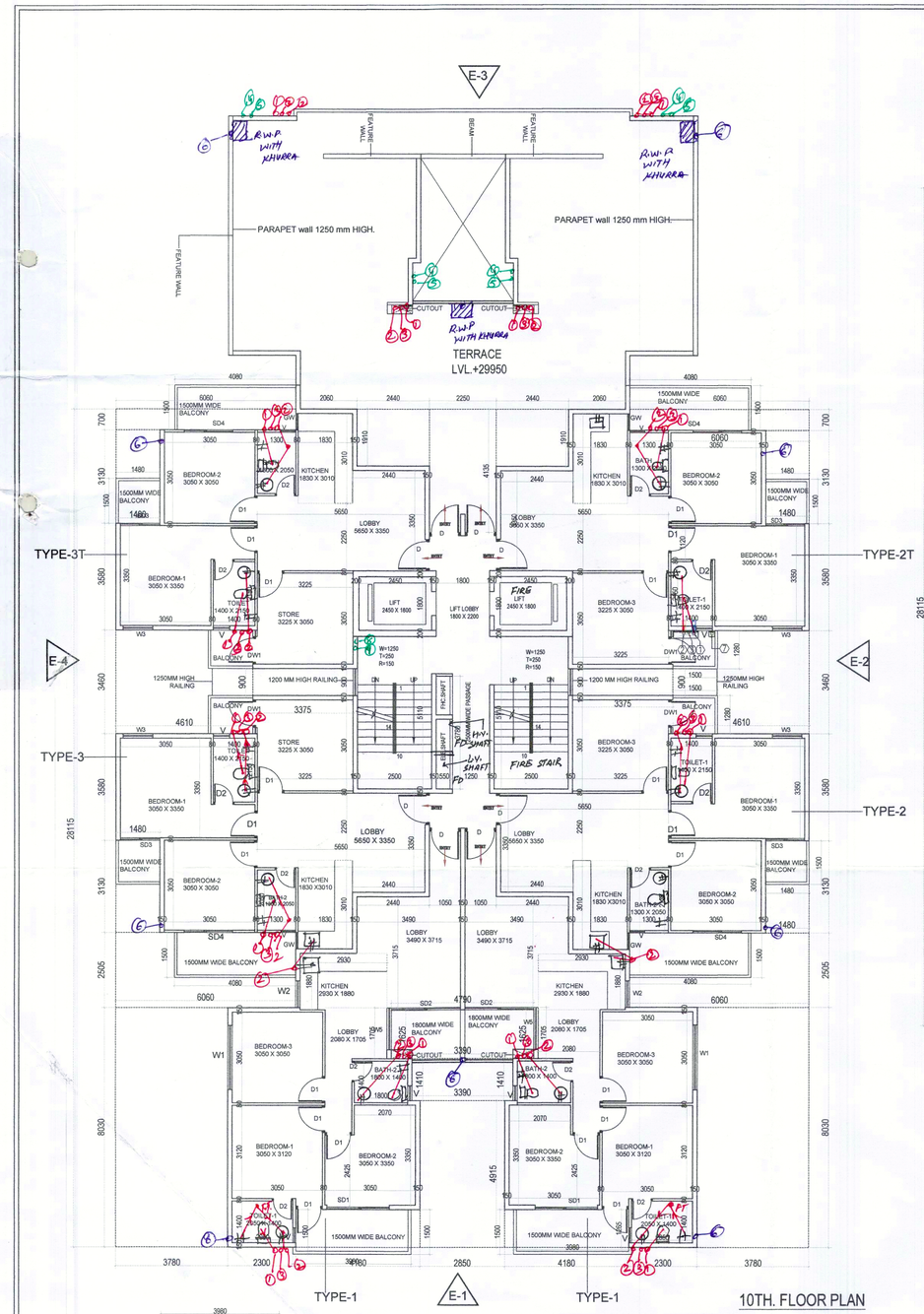

10TH. FLOOR PLAN

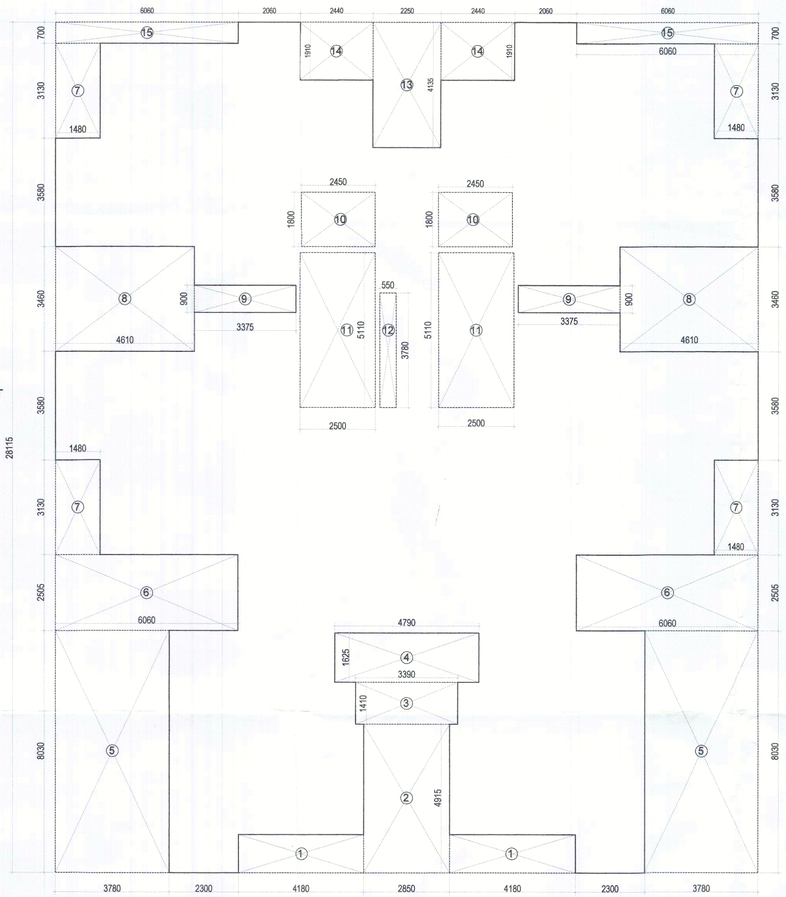

10TH. FLOOR AREA DIAGRAM

10TH. FLOOR AREA CHART							
A	1	X	23.370	X	28.115	=	657.05
GROSS PLATE AREA							657.05
DEDUCTIONS							
1	2	X	4.180	X	1.265	=	10.58
2	1	X	2.850	X	4.915	=	14.01
3	1	X	3.390	X	1.410	=	4.78
4	1	X	4.790	X	1.625	=	7.78
5	2	X	3.780	X	8.030	=	60.71
6	2	X	6.060	X	2.505	=	30.36
7	4	X	1.480	X	3.130	=	18.53
8	2	X	4.610	X	3.460	=	31.90
9	2	X	3.375	X	0.900	=	6.08
10	2	X	2.450	X	1.800	=	8.82
11	2	X	2.500	X	5.110	=	25.55
12	1	X	0.550	X	3.780	=	2.08
13	1	X	2.250	X	4.135	=	9.30
14	2	X	2.440	X	1.910	=	9.32
15	2	X	6.060	X	0.700	=	8.48
TOTAL						=	248.28
NET FAR AREA = 657.05 - 248.28 =					408.770		
10TH.FLOOR FAR ARAE					408.770		

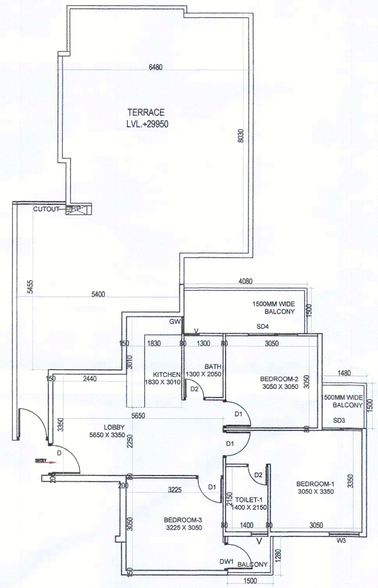

3BHK UNIT TYPE-2T
CARPET AREA = 59.52 SQMT
BALCONY AREA = 10.26 SQMT
TERRACE AREA = 81.49 SQMT



CARPET AREA CHART TYPE-2T

CARPET AREA CHART TYPE-2T					
1	1.830	X	0.630	=	1.153
2	6.340	X	1.280	=	8.115
3	2.425	X	3.350	=	8.124
4	3.225	X	6.480	=	20.898
5	3.130	X	5.200	=	16.276
6	1.480	X	3.350	=	4.958
NET CARPRT AREA				=	59.52
BALCONY AREA CHART TYPE-2T					
1	4.080	X	1.500	=	6.120
2	1.480	X	1.500	=	2.220
3	1.500	X	1.280	=	1.920
NET BALCONY AREA				=	10.26
TERRACE AREA CHART TYPE-2T					
1	6.480	X	8.030	=	52.034
2	5.400	X	5.455	=	29.457
NET TERRACE AREA				=	81.49

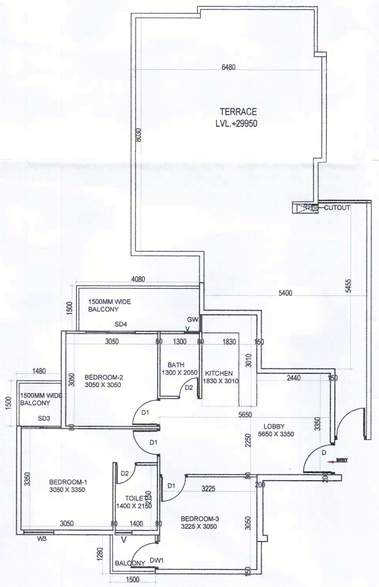

2BHK+STORE UNIT TYPE-3T
CARPET AREA = 59.52 SQMT
BALCONY AREA = 10.26 SQMT
TERRACE AREA = 81.49 SQMT

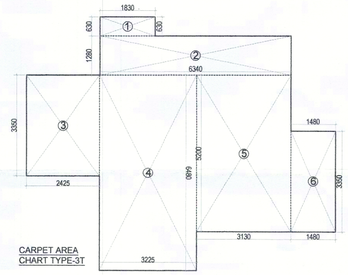

CARPET AREA CHART TYPE-3T

CARPET AREA CHART TYPE-3T					
1	1.830	X	0.630	=	1.153
2	6.340	X	1.280	=	8.115
3	2.425	X	3.350	=	8.124
4	3.225	X	6.480	=	20.898
5	3.130	X	5.200	=	16.276
6	1.480	X	3.350	=	4.958
NET CARPRT AREA				=	59.52
BALCONY AREA CHART TYPE-3T					
1	4.080	X	1.500	=	6.120
2	1.480	X	1.500	=	2.220
3	1.500	X	1.280	=	1.920
NET BALCONY AREA				=	10.26
TERRACE AREA CHART TYPE-3T					
1	6.480	X	8.030	=	52.034
2	5.400	X	5.455	=	29.457
NET TERRACE AREA				=	81.49

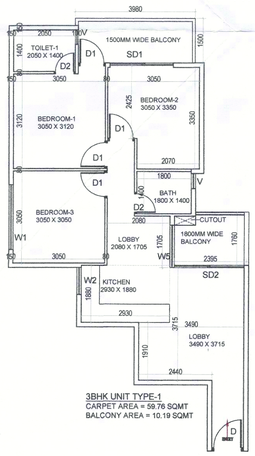

3BHK UNIT TYPE-1
CARPET AREA = 59.76 SQMT
BALCONY AREA = 10.19 SQMT

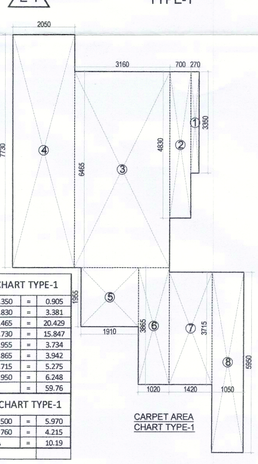

CARPET AREA CHART TYPE-1

CARPET AREA CHART TYPE-1					
1	0.270	X	3.350	=	0.905
2	0.700	X	4.830	=	3.381
3	3.160	X	6.465	=	20.429
4	2.050	X	7.730	=	15.847
5	1.910	X	1.955	=	3.734
6	1.020	X	3.865	=	3.942
7	1.420	X	3.715	=	5.275
8	1.050	X	5.950	=	6.248
NET CARPRT AREA				=	59.76
BALCONY AREA CHART TYPE-1					
1	3.980	X	1.500	=	5.970
2	2.395	X	1.760	=	4.215
NET BALCONY AREA				=	10.19

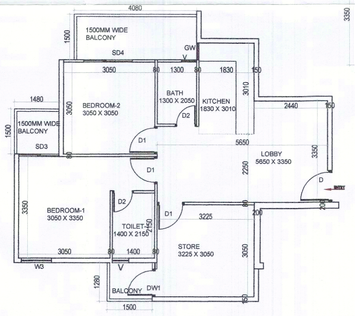

2BHK+STORE UNIT TYPE-3
CARPET AREA = 59.52 SQMT
BALCONY AREA = 10.26 SQMT

CARPET AREA CHART TYPE-3

CARPET AREA CHART TYPE-3					
1	1.830	X	0.630	=	1.153
2	6.340	X	1.280	=	8.115
3	2.425	X	3.350	=	8.124
4	3.225	X	6.480	=	20.898
5	3.130	X	5.200	=	16.276
6	1.480	X	3.350	=	4.958
NET CARPRT AREA				=	59.52
BALCONY AREA CHART TYPE-3					
1	4.080	X	1.500	=	6.120
2	1.480	X	1.500	=	2.220
3	1.500	X	1.280	=	1.920
NET BALCONY AREA				=	10.26

DOOR WINDOW SCHEDULE							
Sr. No	TYPE	WIDTH	HEIGHT	SIZE		CILL	LINTEL
1	D	1000	2150	1200X2150			2150
2	D1	900	2150	1000X2150			2150
3	D2	700	2150	700X2150			2150
4	D3	750	2150	750X2150			2150
5	W1	2150	1400	2150X1400		750	2150
6	W2	890	1150	890X1150		1000	2150
7	W3	1000	1400	1000 X1400		750	2150
8	W4	550	1150	550 X 1150		1000	2150
9	W5	1400	2150	1400X2150		000	2150
10	W6	600	1150	600 X 1150		1000	2150
11	GW	550	2150	550 X 2150			2150
12	SD1	2100	2150	2100 X 2150			2150
13	SD2	2300	2150	2300 X 2150			2150
14	SD3	1300	2150	1300 X 2150			2150
15	SD4	1600	2150	1600 X 2150			2150
16	SD5	2300	2150	2300 X 2150			2150
17	SD6	1350	2150	1350 X 2150			2150
18	SD5	2300	2150	2300 X 2150			2150
19	V	500	900	500 X 900		1250	2150

PLUMBING LEGEND:-		
S.NO.	DESCRIPTION	SYMBOL
1.	110 mD uPVC VERTICAL SOIL & VENT PIPE	①
2.	110 mD uPVC VERTICAL WASTE & VENT PIPE	②
3.	ANTI'SYPHONAGE PIPE	③
4.	DOMESTIC WATER SUPPLY DOWN TAKE PIPE	④
5.	FLUSHING WATER SUPPLY DOWN TAKE PIPE	⑤
6	110 mD uPVC RAIN WATER PIPE FOR TERRACE	⑥
7.	75 mD uPVC RAIN WATER BALCONY DRAIN PIPE	⑦
8.	DOMESTIC WATER SUPPLY RISER PIPE	⑧
9.	FLUSHING WATER SUPPLY RISER PIPE	⑨
10.	FLOOR TRAP	FT
11.	FLOOR DRAIN	FD
12.	FLOOR CLEAN OUT	FCO
13.	COLD WATER SUPPLY (DOMESTIC)	CWS
14.	FLUSHING WATER SUPPLY	FWS
15.	ISOLATION VALVE	

HOTE:-ALL MAIN DOOR ONE HOUR FIRE REATED DOOR.

ARCHITECT (H.Q) S.T.P. Member Secretary B.P.C. S.T.P. (G) Member B.P.C. C.T.P. (Hr) Chairman B.P.C.

DINESH KUMAR SD (HQ)

Checked and found ok for Public Health (Internal) Services only subject to comments made on plan marked vide No. 59928 dt 24/12/21

Superintending Engineer (HQ) HSVP, Panchkula

JD PA ATP

DTP (HQ) Member BPAC

N

CLIENT:- HCBS DEVELOPMENTS LTD

PROJECT : -
PROPOSED BUILDING PLAN OF AFFORDABLE GROUP HOUSING COLONY OVER AN AREA MEASURING 8.75 ACRE(LICENCE NO.02 DATED 21-01-2021) IN THE REVENUE ESTATE OF VILLAGE TIKAMPUR , SECTOR-103, GURUGRAM BEING DEVELOPED BY CARE REALTECH PVT. LTDAND HCBS DEVELOPMENTS LTD IN COLLABORATION WITH HCBS DEVELOPMENTS LTD.

ARCHITECTS
Pinnacle Architects Pvt.Ltd.
938 , SECTOR 14 , GURGAON
HARYANA

SCALE : 1:100

DRAWING NAME
TOWERS-5
TYPICAL FLOOR PLAN & TYPICAL AREA DIAGRAM,&UNITS PLAN & AREA & TERRACE

DRAWING NO. SUB-13

HCBS DEVELOPMENTS LTD.
Authorised Signatory
APPLICANT'S SIGN.

VIMAL BAJAJ
Architect CA/96/19791
938, Sector-14, Gurgaon
ARCHITECT'S SIGN