FIRE LEGEND :-

(A) ..... 150Ø M.S. WET RISER PIPE

FHC

IMPORTANT NOTES:-

(250 x 250)mm CUT OUT IN HOSE REEL.

1.) 150Ø M.S. WET RISER PIPE

PLUMBING NOTES:-

1. WASH BASIN TO FLOOR TRAP (FT) 40 OD uPVC PIPE.
2. KITCHEN SINK TO FLOOR TRAP (FT) 50 OD uPVC PIPE.
3. FLOOR DRAIN (FD) TO FLOOR TRAP (FT) 63 OD uPVC WASTE PIPE.
4. 110 OD uPVC PIPE USED FOR SOIL & WASTE.
5. 110 OD uPVC PIPE USED FOR TERRACE RAIN WATER
6. 90 OD uPVC PIPE USED FOR BALCONY.

SCHEDULE OF PLUMBING LEGEND :-

SYMBOL	DESCRIPTION
(1)	110 OD uPVC SOIL & VENT PIPE
(2)	110 OD uPVC WASTE & VENT PIPE
(4)	90 OD uPVC TERRACE RAIN WATER PIPE
(4a)	160 OD uPVC TERRACE RAIN WATER PIPE
6	DOMESTIC WATER SUPPLY D/N TAKE PIPE *
(7)	FLUSHING WATER SUPPLY D/N TAKE PIPE *
8	DOMESTIC WATER SUPPLY RISER *
(9)	FLUSHING WATER SUPPLY RISER *
FT	uPVC FLOOR TRAP WITH 50 MM WATER SEAL (110 x 110) MM
FD	uPVC FLOOR DRAIN (110 x 63) MM
BD	uPVC BALCONY DRAIN (110 x 63) MM
FCO	FLOOR CLEAN OUT PLUG

NOTE : 150 x 150 MM CUTOUT HAS BEEN PROPOSED AT FLOOR LEVEL FOR OUTLET PIPE FROM WC & FLOOR TRAP (FT)

OPENING SCHEDULE

TYPE	SIZE	CILL	LINTEL	DESCRIPTION
D1	750X2100	.	2100	TOILET
D2	1000X2100	.	2100	TOILET
D3	1450X2100	.	2100	JANITOR ROOM
D4	1500X2400	.	2400	F&B OUTLET
W1	700X1000	1100	2100	TOILET (EXHAUST FAN)
W2	2100X2700	300	3000	F&B OUTLET
W3	2700X2700	300	3000	F&B OUTLET
W4	3500X3000	.	3000	SHOP
W5	3800X3000	.	3000	SHOP
GL1	2200X3000	.	3000	SHOP
GL2	2700X3000	.	3000	SHOP
GL2a	2700X3000	.	3000	F&B OUTLET
GL3	3500X3000	.	3000	SHOP
GL4	3700X3000	.	3000	SHOP
TD1	900X2150	150	2000	TRAP DOOR (FHC)

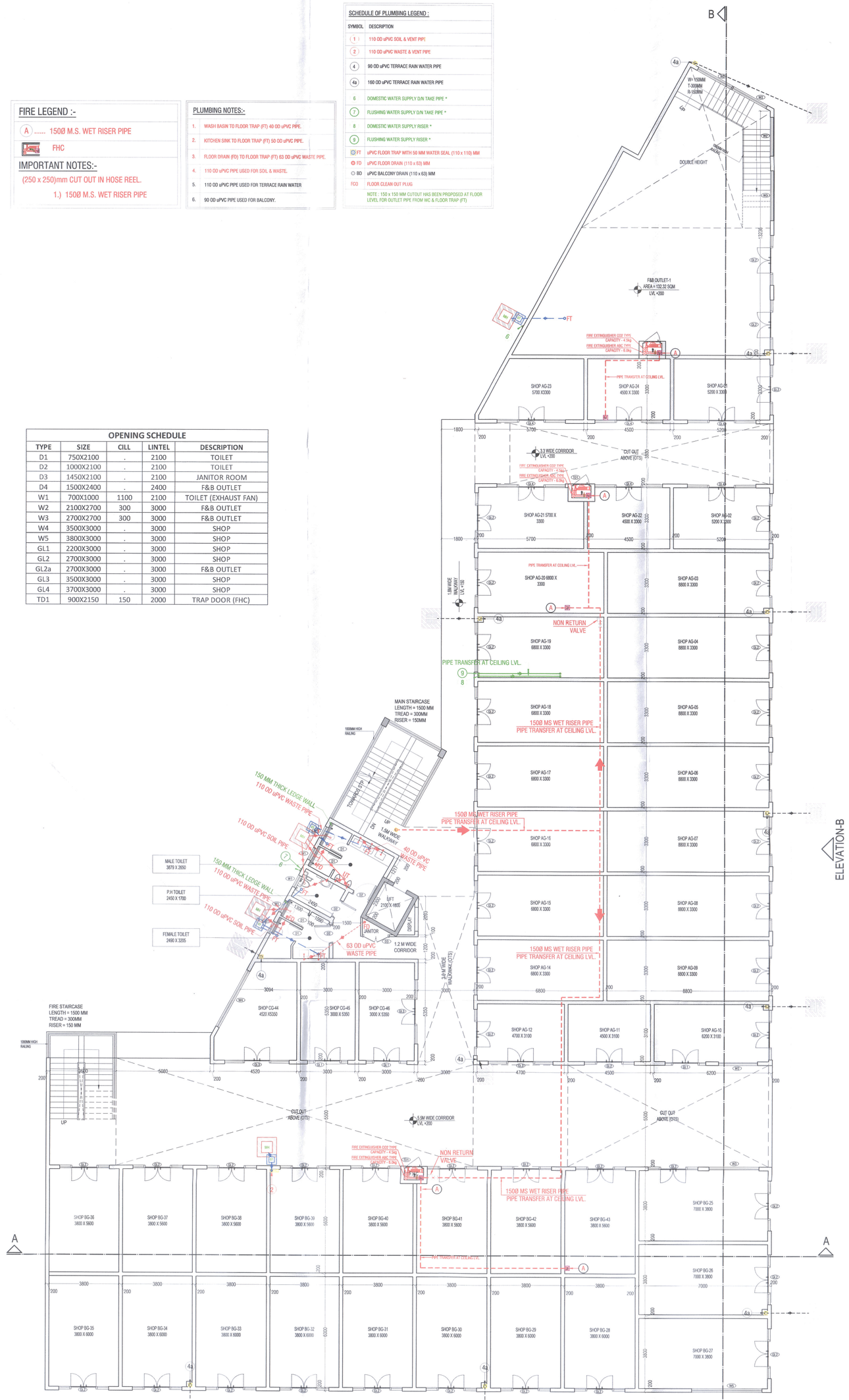

TYPICAL FLOOR PLAN

COMMERCIAL BLOCK F.A.R. AREA DETAIL (GROUND FLOOR)

TAG	Length (in mts.)	Width (in mts.)	Nos.	AREA (sqm)	UNIT
ADDITIONS					
1	39.400	12.200	1	480.680	SQ.M.
2	2.500	3.800	1	9.500	SQ.M.
3	16.200	40.789	1	660.782	SQ.M.
4	6.228	1.500	1	9.342	SQ.M.
5	6.228	11.384	0.5	35.450	SQ.M.
6	5.092	12.884	1	65.605	SQ.M.
7	3.000	3.741	1	11.223	SQ.M.
8	2.079	3.800	0.5	3.950	SQ.M.
9	3.800	4.700	1	17.860	SQ.M.
10	9.056	16.566	0.5	75.011	SQ.M.
11	7.144	16.566	1	118.348	SQ.M.
12	3.430	6.269	0.5	10.751	SQ.M.
TOTAL ADDITIONS				1498.502	SQ.M.
SUBTRACTION					
A	10.900	5.500	1	59.950	SQ.M.
C	14.100	3.300	1	46.530	SQ.M.
D	5.749	1.000	1	5.749	SQ.M.
TOTAL SUBTRACTIONS				112.229	SQ.M.
TOTAL FAR				1386.273	SQ.M.

COMMERCIAL BLOCK GROUND COVERAGE

TAG	Length (in mts.)	Width (in mts.)	Nos.	AREA (sqm)	UNIT
ADDITIONS					
1	39.4	12.2	1	480.680	SQ.M.
2	2.5	3.8	1	9.500	SQ.M.
3	16.2	40.789	1	660.782	SQ.M.
4	6.228	1.5	1	9.342	SQ.M.
5	6.228	11.384	0.5	35.450	SQ.M.
6	5.092	12.884	1	65.605	SQ.M.
7	3	3.741	1	11.223	SQ.M.
8	2.079	3.8	0.5	3.950	SQ.M.
9	3.8	4.7	1	17.860	SQ.M.
10	9.056	16.566	0.5	75.011	SQ.M.
11	7.144	16.566	1	118.348	SQ.M.
12	3.43	6.269	0.5	10.751	SQ.M.
B	3.8	4.7	1	17.860	SQ.M.
TOTAL ADDITIONS				1516.362	SQ.M.
SUBTRACTION					
A	10.9	5.5	1	59.950	SQ.M.
C	14.1	3.3	1	46.530	SQ.M.
D	5.749	1.000	1	5.749	SQ.M.
TOTAL SUBTRACTIONS				112.229	SQ.M.
TOTAL GROUND COVERAGE				1404.133	SQ.M.

COMMERCIAL BLOCK TOTAL F.A.R.

TOTAL FAR ON GROUND FLOOR	1386.273	SQ.M.
TOTAL FAR ON FIRST FLOOR	406.915	SQ.M.
TOTAL FAR ON BOTH THE FLOORS	1793.188	SQ.M.

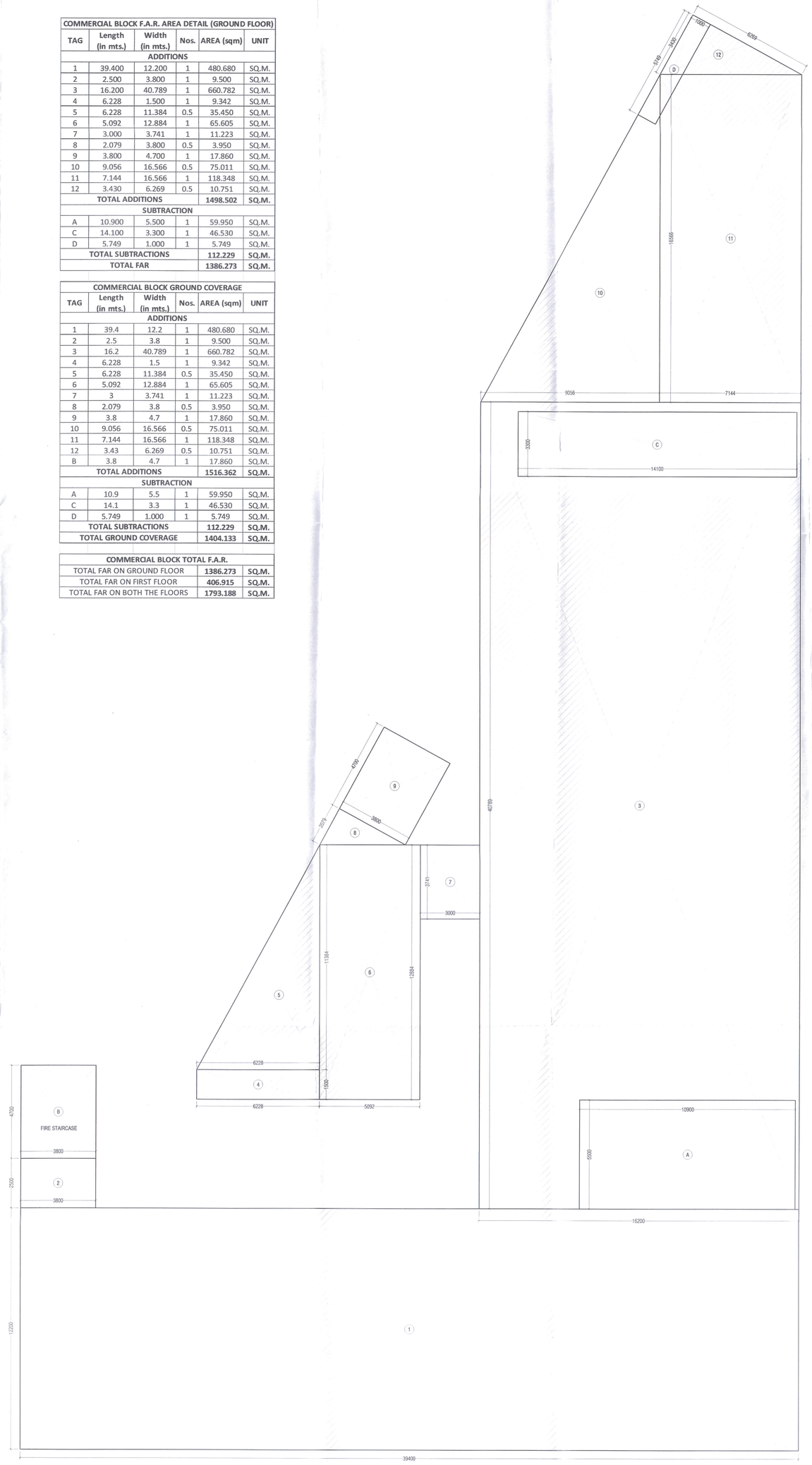

GROUND FLOOR AREA DIAGRAM

Notes

1. ALL LIFTS SHALL HAVE 100% POWER BACK-UP.
2. ALL ELECTRICAL INSTALLATIONS SHALL BE AS PER PROVISIONS OF NBC.
3. FIRE-FIGHTING / SAFETY PROVISIONS WILL BE AS PER RELEVANT NBC PROVISIONS.
4. BUILDING STRUCTURE DESIGNED EARTH QUAKE RESISTANT.
5. MAIN ENTRY & BOUNDARY WALL AS PER STANDARD DESIGN.
6. PLOT BOUNDARY
7. BOUNDARY WALL
8. ZONING LINE
9. KITCHEN & TOILET EXHAUST FANS PROVIDED/ MECHANICALLY LIT & VENTILATED.
10. THE RAIN WATER HARVESTING SYSTEM SHALL BE PROVIDED AS PER CENTRAL GORUND WATER AUTHORITY NORMS / HARAYANA GOVT. REFER SERVICES LAYOUT SHEET.
11. SOLAR WATER HEATING SYSTEM SHALL BE PROVIDED AS PER HAREDA NORMS.
12. SHOPS ARE ACCESSIBLE THROUGH 1.1M WALKWAY WITH HANDICAPPED RAMP.

Key Plan

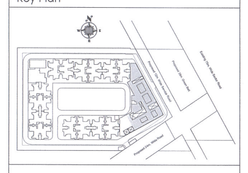

Architects Signature

Owner's Signature

Clients

M/S PRIME INFRADEVELOPERS PRIVATE LIMITED

Architects

Arcop Associates Pvt. Ltd.

A-15, Panchsheel Enclave, Greater Kailash- I
New Delhi, India
Ph.: 26442050

Job Title

"Proposed Building Plan of Affordable Group Housing Colony on land measuring 6.4685 Acres (License no. 38 of 2020 dated 25-11-20) in Sector 99A, Gurugram Haryana being developed by Prime Infradevelopers Private Limited.

Drawing Title

COMMERCIAL BLOCK

PLANS & AREA STATEMENT

Job No. 2020/--		Drawing No. A-23
Drawn SN	Checked LA	Revisions
Date 28.11.2020	Scale 1:100	Sheet size: A0 (1189X841)