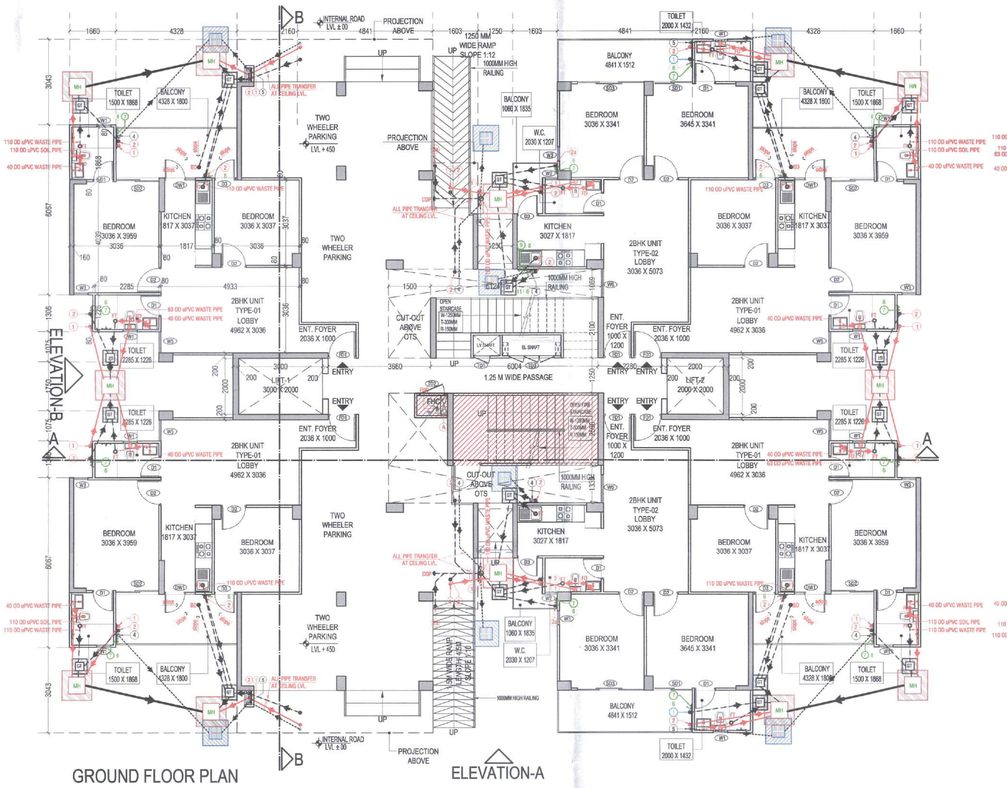

GROUND FLOOR PLAN

ELEVATION-A

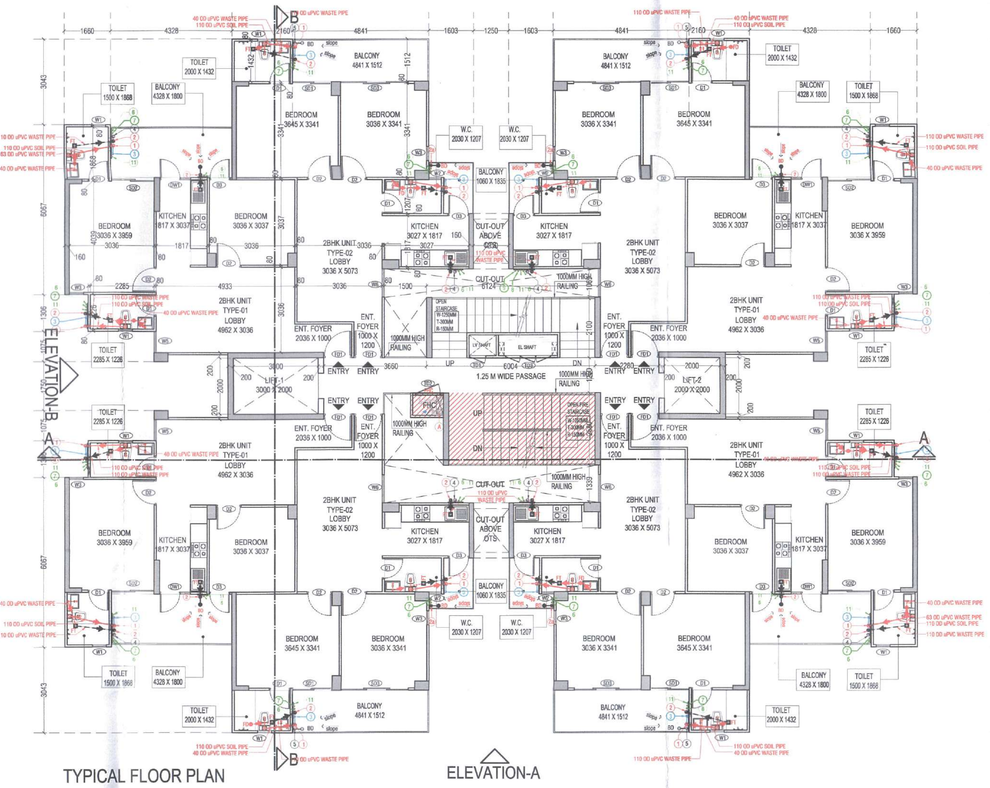

TYPICAL FLOOR PLAN
1ST TO 14TH FLOOR

ELEVATION-A

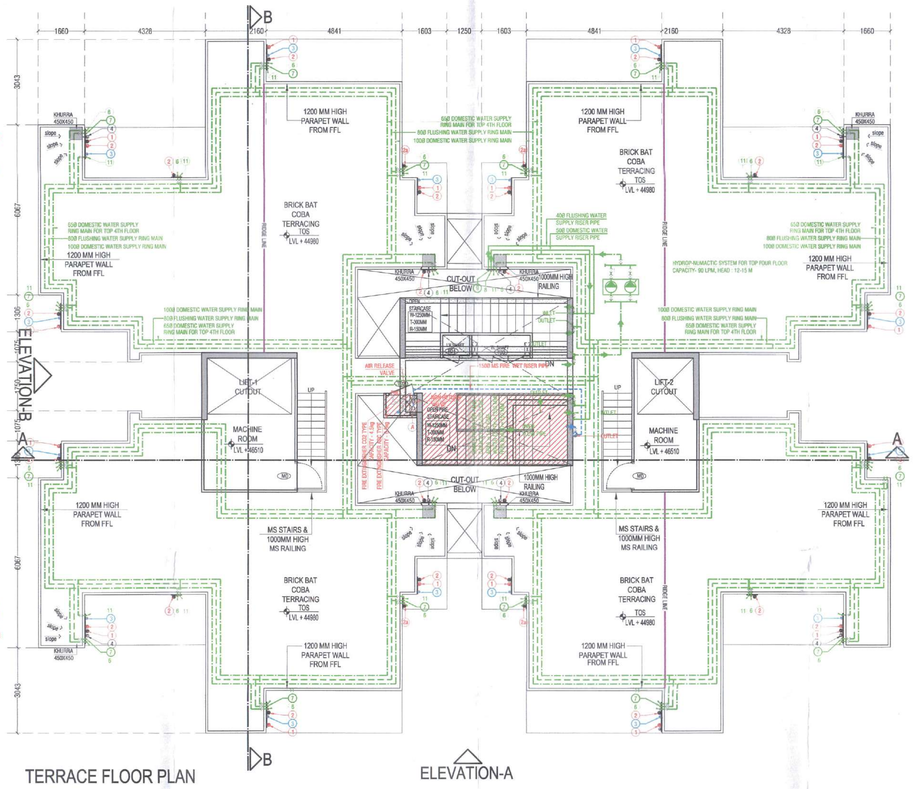

TERRACE FLOOR PLAN

ELEVATION-A

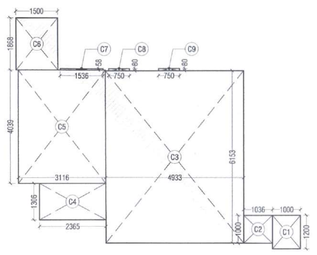

CARPET AREA DIAGRAM
2BHK UNIT (TYPE-01)

CARPET AREA (2BHK UNIT, TYPE-01)					
TAG	Length (in mts.)	Width (in mts.)	Nos.	AREA (sqm)	UNIT
C1	1	1.2	1	1.200	SQ.M.
C2	1.036	1	1	1.036	SQ.M.
C3	4.933	6.153	1	30.353	SQ.M.
C4	2.365	1.306	1	3.089	SQ.M.
C5	3.116	4.039	1	12.586	SQ.M.
C6	1.5	1.868	1	2.802	SQ.M.
C7	1.536	0.058	1	0.089	SQ.M.
C8	0.75	0.08	1	0.060	SQ.M.
C9	0.75	0.08	1	0.060	SQ.M.
TOTAL CARPET AREA				51.274	SQ.M.

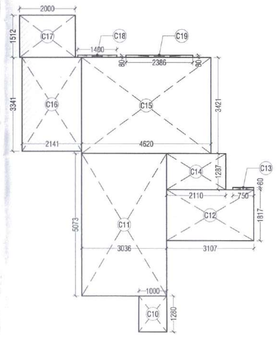

CARPET AREA DIAGRAM
2BHK UNIT (TYPE-02)

CARPET AREA (2BHK UNIT, TYPE-02)					
TAG	Length (in mts.)	Width (in mts.)	Nos.	AREA (sqm)	UNIT
C10	1	1.28	1	1.280	SQ.M.
C11	3.036	5.073	1	15.402	SQ.M.
C12	3.107	1.817	1	5.645	SQ.M.
C13	0.75	0.08	1	0.060	SQ.M.
C14	2.11	1.287	1	2.716	SQ.M.
C15	4.62	3.421	1	15.805	SQ.M.
C16	2.141	3.341	1	7.153	SQ.M.
C17	2	1.512	1	3.024	SQ.M.
C18	1.4	0.08	1	0.112	SQ.M.
C19	2.386	0.08	1	0.191	SQ.M.
TOTAL CARPET AREA				51.388	SQ.M.

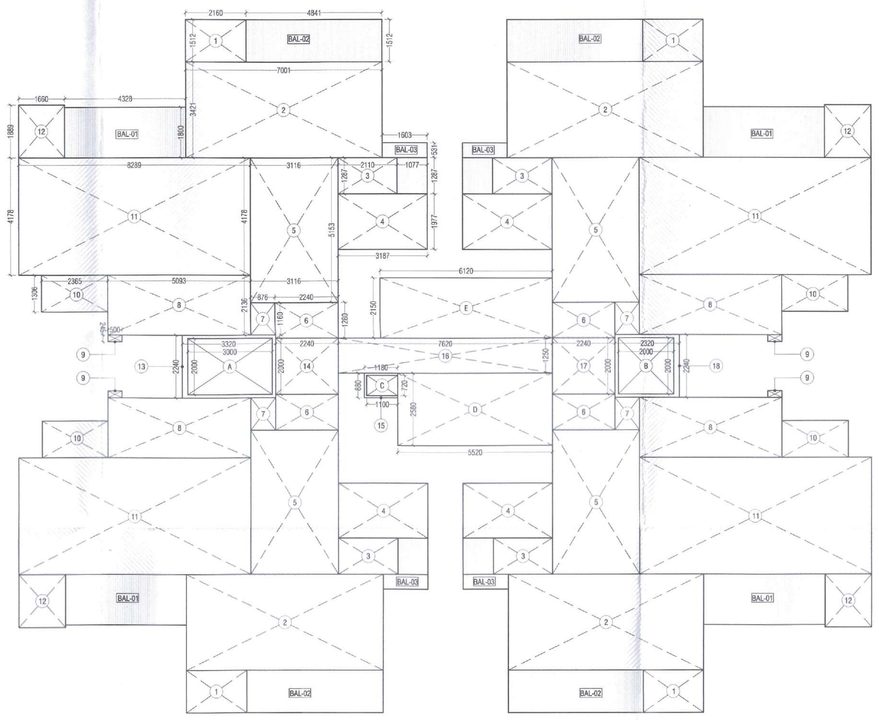

AREA DIAGRAM

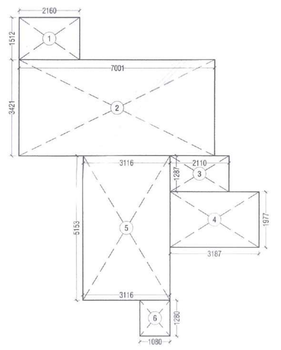

STILT PARKING AREA DIAGRAM

STILT PARKING AREA					
TAG	Length (in mts.)	Width (in mts.)	Nos.	AREA (sqm)	UNIT
1	2.16	1.512	1	3.266	SQ.M.
2	7.001	3.421	1	23.950	SQ.M.
3	2.11	1.287	1	2.716	SQ.M.
4	3.187	1.977	1	6.301	SQ.M.
5	3.116	5.153	1	16.057	SQ.M.
6	1.08	1.28	1	1.382	SQ.M.
TOTAL AREA				53.672	SQ.M.
TOTAL STILT PARKING AREA			2	107.344	SQ.M.

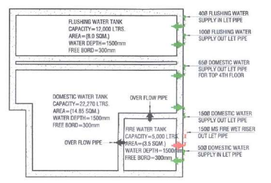

OHT LAYOUT

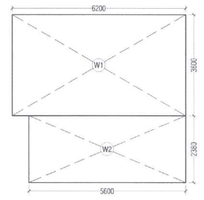

OHT AREA DIAGRAM

OHT AREA CALCULATION					
TAG	Length (in mts.)	Width (in mts.)	Nos.	AREA (sqm)	UNIT
W1	6.2	3.6	1	22.320	SQ.M.
W2	5.6	2.38	1	13.328	SQ.M.
TOTAL OHT AREA				35.648	SQ.M.

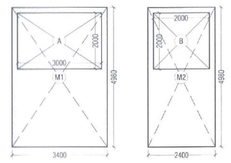

LIFT MACHINE ROOM AREA CALCULATION					
TAG	Length (in mts.)	Width (in mts.)	Nos.	AREA (sqm)	UNIT
M1	3.4	4.98	1	16.932	SQ.M.
M2	2.4	4.98	1	11.952	SQ.M.
TOTAL AREA				28.884	SQ.M.
LESS AREA					
A	3	2	1	6.000	SQ.M.
B	2	2	1	4.000	SQ.M.
TOTAL AREA				10.000	SQ.M.
TOTAL MACHINE ROOM AREA				18.884	SQ.M.

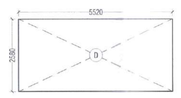

FIRE STAIRCASE AREA DIAGRAM

FIRE STAIRCASE AREA					
TAG	Length (in mts.)	Width (in mts.)	Nos.	AREA (sqm)	UNIT
D	5.52	2.58	1	14.242	SQ.M.
TOTAL AREA				14.242	SQ.M.

F.A.R. AREA (GROUND FLOOR)					
TAG	Length (in mts.)	Width (in mts.)	Nos.	AREA (sqm)	UNIT
F.A.R. (TYPICAL FLOOR)				453.484	SQ.M.
ADD AREA					
A	3	2	1	6.000	SQ.M.
B	2	2	1	4.000	SQ.M.
C	1.1	0.72	1	0.792	SQ.M.
D	5.52	2.58	1	14.242	SQ.M.
E	6.12	2.15	1	13.158	SQ.M.
TOTAL AREA				38.192	SQ.M.
LESS AREA					
STILT PARKING	107.344	1	107.344	SQ.M.	
TOTAL AREA				107.344	SQ.M.
TOTAL F.A.R. AREA				384.332	SQ.M.

TYPICAL FLOOR F.A.R. AREA DETAIL					
TAG	Length (in mts.)	Width (in mts.)	Nos.	AREA (sqm)	UNIT
1	2.16	1.512	4	13.064	SQ.M.
2	7.001	3.421	4	95.802	SQ.M.
3	2.11	1.287	4	10.862	SQ.M.
4	3.187	1.977	4	25.203	SQ.M.
5	3.116	5.153	4	64.227	SQ.M.
6	2.24	1.28	4	11.469	SQ.M.
7	0.876	1.16	4	4.065	SQ.M.
8	5.093	2.136	4	43.515	SQ.M.
9	0.5	0.245	4	0.490	SQ.M.
10	2.365	1.306	4	12.355	SQ.M.
11	8.289	4.178	4	138.526	SQ.M.
12	1.66	1.889	4	12.543	SQ.M.
13	3.32	2.24	1	7.437	SQ.M.
14	2.24	2	1	4.480	SQ.M.
15	1.18	0.88	1	1.038	SQ.M.
16	7.62	1.25	1	9.525	SQ.M.
17	2.24	2	1	4.480	SQ.M.
18	2.32	2.24	1	5.197	SQ.M.
TOTAL AREA				464.276	SQ.M.
LESS AREA					
A	3	2	1	6.000	SQ.M.
B	2	2	1	4.000	SQ.M.
C	1.1	0.72	1	0.792	SQ.M.
TOTAL AREA				10.792	SQ.M.
NET TYPICAL FLOOR AREA					
TOTAL AREA				453.484	SQ.M.

GROUND COVERAGE					
TAG	Length (in mts.)	Width (in mts.)	Nos.	AREA (sqm)	UNIT
F.A.R. (GROUND FLOOR)				370.090	SQ.M.
STILT PARKING	107.344	1	107.344	SQ.M.	
FIRE STAIRCASE				14.242	SQ.M.
BALCONY ON GROUND FLOOR				69.389	SQ.M.
TOTAL GROUND COVERAGE AREA				561.065	SQ.M.

TOWER-A6 F.A.R. AREA STATEMENT			
118 NOS. OF DWELLING UNITS			
S.NO.	PROPOSED FLOOR	FAR AREA (sqm)	UNIT
1	PROPOSED GROUND FLOOR	384.332	SQ.M.
2	PROPOSED 1ST FLOOR	453.484	SQ.M.
3	PROPOSED 2ND FLOOR	453.484	SQ.M.
4	PROPOSED 3RD FLOOR	453.484	SQ.M.
5	PROPOSED 4TH FLOOR	453.484	SQ.M.
6	PROPOSED 5TH FLOOR	453.484	SQ.M.
7	PROPOSED 6TH FLOOR	453.484	SQ.M.
8	PROPOSED 7TH FLOOR	453.484	SQ.M.
9	PROPOSED 8TH FLOOR	453.484	SQ.M.
10	PROPOSED 9TH FLOOR	453.484	SQ.M.
11	PROPOSED 10TH FLOOR	453.484	SQ.M.
12	PROPOSED 11TH FLOOR	453.484	SQ.M.
13	PROPOSED 12TH FLOOR	453.484	SQ.M.
14	PROPOSED 13TH FLOOR	453.484	SQ.M.
15	PROPOSED 14TH FLOOR	453.484	SQ.M.
TOTAL FLOOR AREA		6733.107	SQ.M.

TOWER-A6 BUILT UP AREA STATEMENT			
118 NOS. OF DWELLING UNITS			
S.NO.	PROPOSED FLOOR	AREA (sqm)	UNIT
1	PROPOSED GROUND FLOOR	561.065	SQ.M.
2	PROPOSED 1ST FLOOR	551.065	SQ.M.
3	PROPOSED 2ND FLOOR	551.065	SQ.M.
4	PROPOSED 3RD FLOOR	551.065	SQ.M.
5	PROPOSED 4TH FLOOR	551.065	SQ.M.
6	PROPOSED 5TH FLOOR	551.065	SQ.M.
7	PROPOSED 6TH FLOOR	551.065	SQ.M.
8	PROPOSED 7TH FLOOR	551.065	SQ.M.
9	PROPOSED 8TH FLOOR	551.065	SQ.M.
10	PROPOSED 9TH FLOOR	551.065	SQ.M.
11	PROPOSED 10TH FLOOR	551.065	SQ.M.
12	PROPOSED 11TH FLOOR	551.065	SQ.M.
13	PROPOSED 12TH FLOOR	551.065	SQ.M.
14	PROPOSED 13TH FLOOR	551.065	SQ.M.
15	PROPOSED 14TH FLOOR	551.065	SQ.M.
16	MACHINE ROOM & OHT AREA	54.532	SQ.M.
TOTAL FLOOR AREA		8330.502	SQ.M.

PLATFORM/BALCONY AREA CALCULATION					
TAG	Length (in mts.)	Width (in mts.)	Nos.	AREA (sqm)	UNIT
BAL-01	4.328	1.8	4	31.162	SQ.M.
BAL-02	4.841	1.512	4	29.278	SQ.M.
BAL-03	1.603	0.531	4	3.405	SQ.M.
	1.077	1.287	4	5.544	SQ.M.
TOTAL AREA				69.389	SQ.M.

OPENING SCHEDULE				
TYPE	SIZE	CILL	LINTEL	DESCRIPTION
FD1	1000X2400	-	2400	ENTRANCE 1-HR FIRE RATED WOODEN DOOR
MD	1000X2100	-	2100	MACHINE ROOM 2-HR FIRE RATED METAL DOOR
TD1	600X2000	100	2100	LV SHAFT
TD2	900X2000	100	2100	FHC
TD3	1600X2000	100	2100	EL SHAFT 2-HR FIRE RATED METAL DOOR
D1	750X2100	-	2100	TOILET
D2	900X2100	-	2100	BEDROOM
D3	750X2400	-	2400	BALCONY
DW1	1100X2400	-	2400	KITCHEN
SD1	1400X2400	-	2400	BALCONY
SD2	1535X2400	-	2400	BALCONY
SD3	2385X2400	-	2400	BALCONY
W1	500X1000	1100	2100	TOILET (EXHAUST FAN)
W2	445X1000	1100	2100	TOILET (EXHAUST FAN)
W3	500X1300	1100	2400	BEDROOM
W4	600X1300	1100	2400	LOBBY
W5	750X1300	1100	2400	LOBBY
W6	750X1300	1100	2400	LOBBY

PLUMBING NOTES:-

1. WASH BASIN TO FLOOR TRAP (FT) 40 OD uPVC PIPE.
2. KITCHEN SINK TO FLOOR TRAP (FT) 50 OD uPVC PIPE.
3. FLOOR DRAIN (FD) TO FLOOR TRAP (FT) 63 OD uPVC WASTE PIPE.
4. 110 OD uPVC PIPE USED FOR SOIL & WASTE.
5. 110 OD uPVC PIPE USED FOR TERRACE RAIN WATER
6. 90 OD uPVC PIPE USED FOR BALCONY.

SCHEDULE OF PLUMBING LEGEND :

SYMBOL	DESCRIPTION
1	110 OD uPVC SOIL & VENT PIPE
2	110 OD uPVC WASTE & VENT PIPE
2a	90 OD uPVC WASTE & VENT PIPE FOR UTILITY BALCONY
3	75 OD uPVC ANTI-SYPHONAGE PIPE
4	110 OD uPVC TERRACE RAIN WATER PIPE
5	90 OD uPVC BALCONY RAIN WATER PIPE
6	DOMESTIC WATER SUPPLY D/N TAKE PIPE *
7	FLUSHING WATER SUPPLY D/N TAKE PIPE *
8	DOMESTIC WATER SUPPLY RISER *
9	FLUSHING WATER SUPPLY RISER *
FT	uPVC FLOOR TRAP WITH 50 MM WATER SEAL (110 x 110) MM
FD	uPVC FLOOR DRAIN (110 x 63) MM
BD	uPVC BALCONY DRAIN (110 x 63) MM

NOTE : 150 x 150 MM CUTOUT HAS BEEN PROPOSED AT FLOOR LEVEL FOR OUTLET PIPE FROM WC & FLOOR TRAP (FT)

FIRE LEGEND :-

A ..... 150Ø M.S. WET RISER PIPE

FHC

IMPORTANT NOTES:-

(250 x 250)mm CUT OUT IN HOSE REEL

1.) 150Ø M.S. WET RISER PIPE

Notes

1. ALL LIFTS SHALL HAVE 100% POWER BACK-UP.
2. ALL ELECTRICAL INSTALLATIONS SHALL BE AS PER PROVISIONS OF NBC.
3. FIRE-FIGHTING / SAFETY PROVISIONS WILL BE AS PER RELEVANT NBC PROVISIONS
4. BUILDING STRUCTURE DESIGNED EARTH QUAKE RESISTANT.
5. MAIN ENTRY & BOUNDARY WALL AS PER STANDARD DESIGN.
6. PLOT BOUNDARY
7. BOUNDARY WALL
8. ZONING LINE
9. KITCHEN & TOILET EXHAUST FANS PROVIDED/ MECHANICALLY LIT & VENTILATED.
10. THE RAIN WATER HARVESTING SYSTEM SHALL BE PROVIDED AS PER CENTRAL GORUND WATER AUTHORITY NORMS / HARAYANA GOVT. REFER SERVICES LAYOUT SHEET.
11. SOLAR WATER HEATING SYSTEM SHALL BE PROVIDED AS PER HAREDA NORMS.
12. UTILITY MEANS STORE ROOM

Key Plan

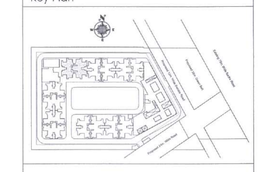

Architects Signature

Habib Alam, Architect
Council of Architecture
Registration No.: CA/2001/22091

Owner's Signature

18/01/2021

Clients

M/S PRIME INFRADEVELOPERS PRIVATE LIMITED

Architects

Arcop Associates Pvt. Ltd.
A-15, Panipath Enclave, Greater Kailash - I
New Delhi, India
Ph. 26482808

Job Title

"Proposed Building Plan of Affordable Group Housing Colony on land measuring 6.4685 Acres (License no. 38 of 2020 dated 25-11-20) in Sector 99A, Gurugram Haryana, being developed by Prime Infradevelopers Private Limited.

Drawing Title

TOWER A6
PLANS & AREA STATEMENT

Job No.	Drawing No.
2020/–	A-20
Drawn: SN	Checked: LA
Date: 28.11.2020	Scale: 1:100
Revisions	
Sheet size: A0 (1189X841)	