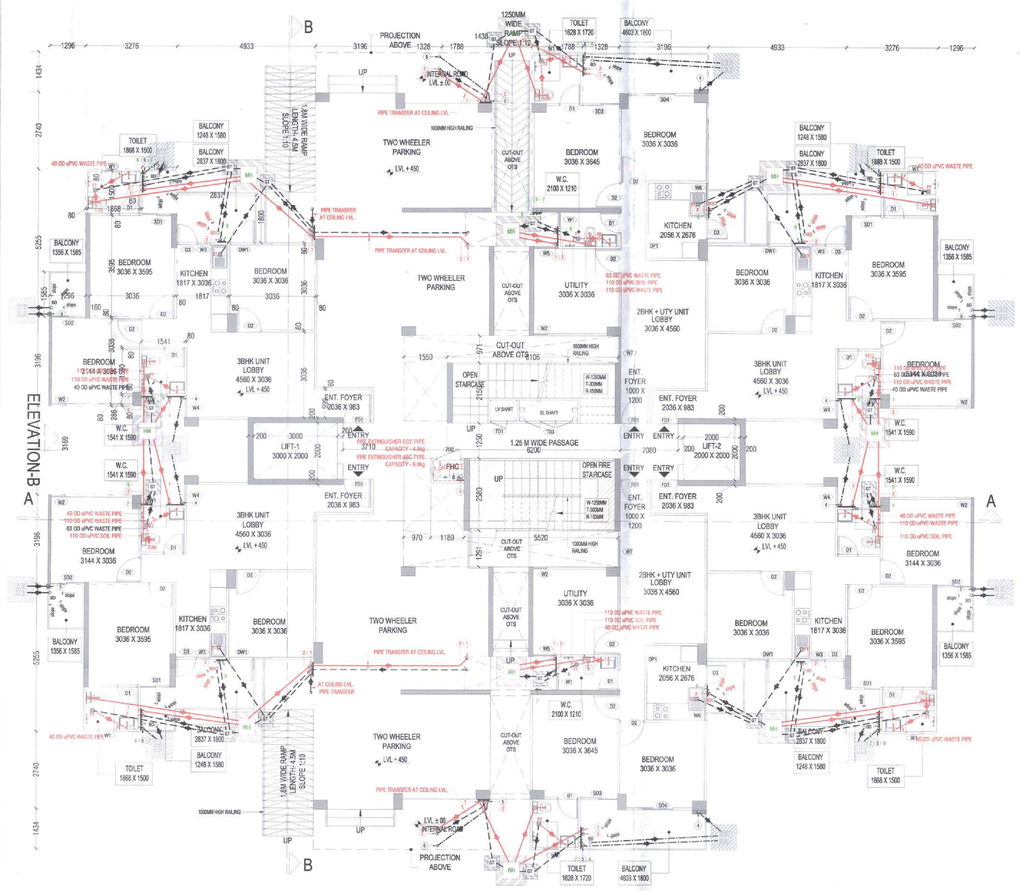

GROUND FLOOR PLAN

ELEVATION-A

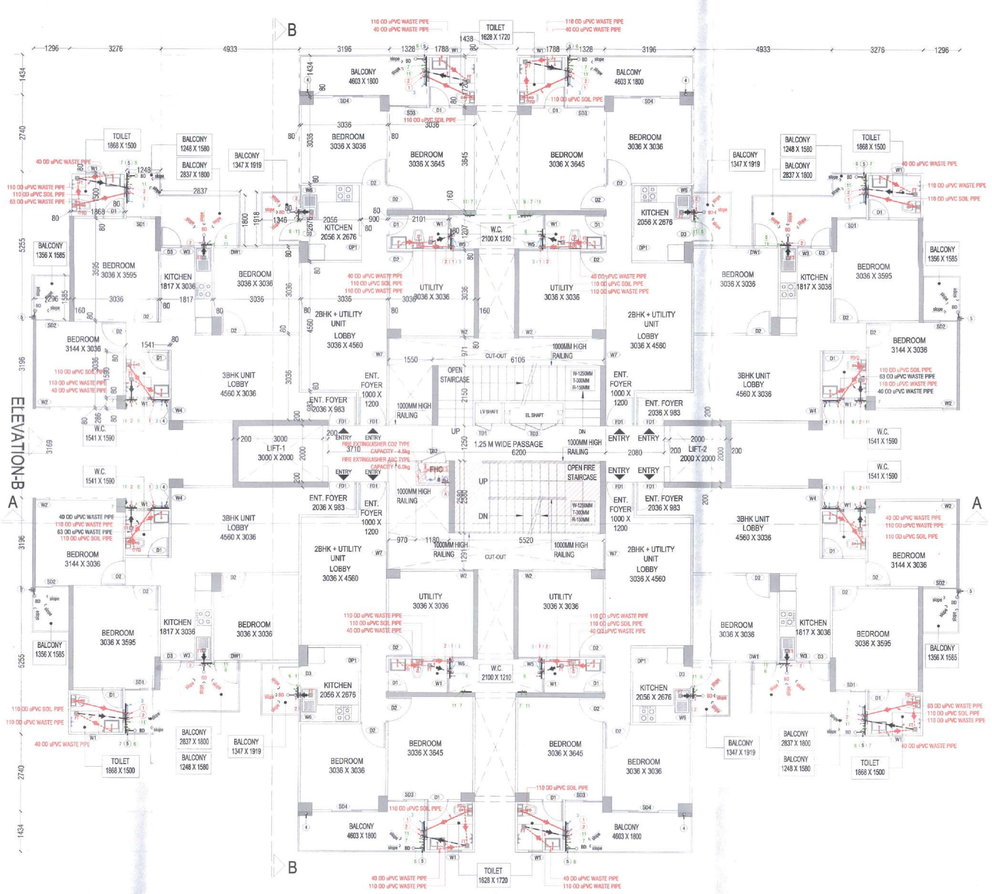

TYPICAL FLOOR PLAN
1ST TO 14TH FLOOR

ELEVATION-A

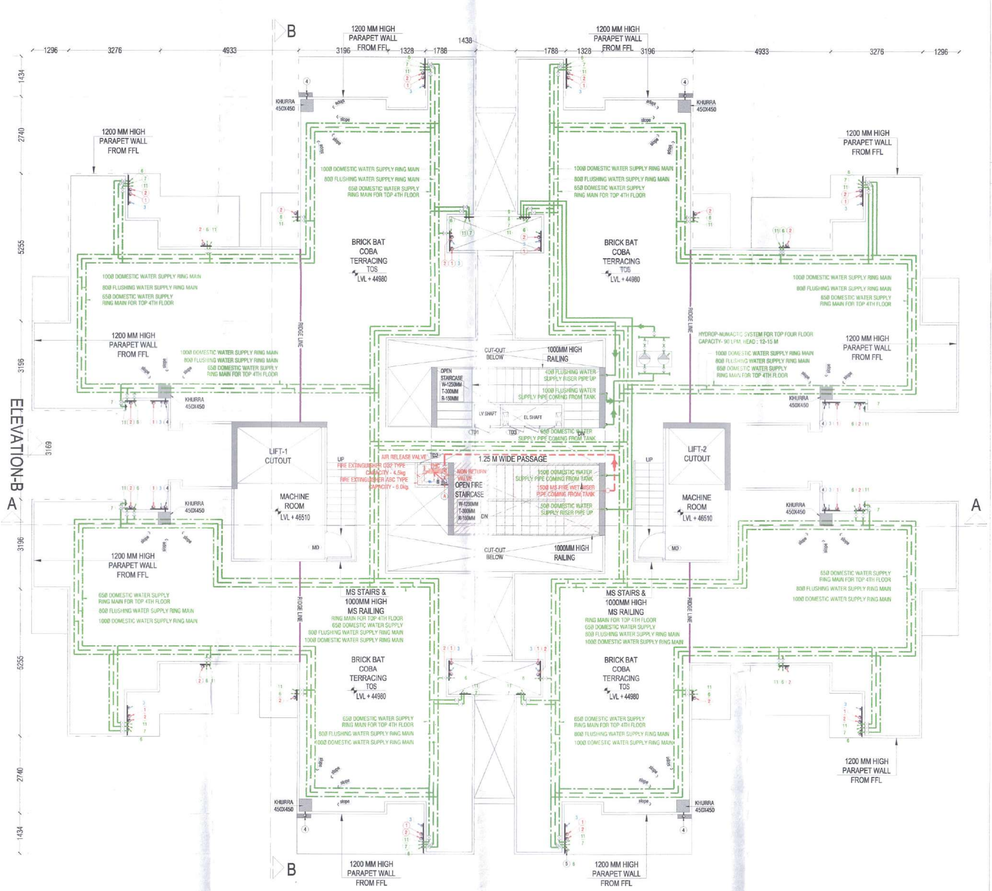

TERRACE FLOOR PLAN

ELEVATION-A

Notes

1. ALL LIFTS SHALL HAVE 100% POWER BACK-UP.
2. ALL ELECTRICAL INSTALLATIONS SHALL BE AS PER PROVISIONS OF NBC.
3. FIRE-FIGHTING / SAFETY PROVISIONS WILL BE AS PER RELEVANT NBC PROVISIONS
4. BUILDING STRUCTURE DESIGNED EARTH QUAKE RESISTANT.
5. MAIN ENTRY & BOUNDARY WALL AS PER STANDARD DESIGN.
6. PLOT BOUNDARY
7. BOUNDARY WALL
8. ZONING LINE
9. KITCHEN & TOILET EXHAUST FANS PROVIDED/ MECHANICALLY LIT & VENTILATED.
10. THE RAIN WATER HARVESTING SYSTEM SHALL BE PROVIDED AS PER CENTRAL GORUND WATER AUTHORITY NORMS / HARAYANA GOVT. REFER SERVICES LAYOUT SHEET.
11. SOLAR WATER HEATING SYSTEM SHALL BE PROVIDED AS PER HAREDA NORMS.
12. UTILITY SPACE MEANS STORE ROOM.

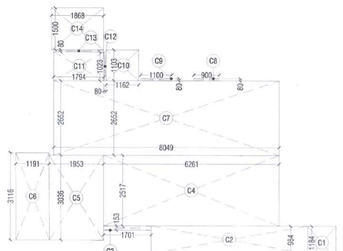

CARPET AREA DIAGRAM
3BHK UNIT

CARPET AREA (3BHK UNIT)					
TAG	Length (in mts.)	Width (in mts.)	Nos.	AREA (sqm)	UNIT
C1	1.000	1.184	1	1.184	SQ.M.
C2	5.596	0.984	1	5.506	SQ.M.
C3	1.701	0.153	1	0.260	SQ.M.
C4	6.261	2.517	1	15.759	SQ.M.
C5	1.953	3.036	1	5.929	SQ.M.
C6	1.191	3.116	1	3.711	SQ.M.
C7	8.049	2.652	1	21.346	SQ.M.
C8	0.900	0.080	1	0.072	SQ.M.
C9	1.100	0.080	1	0.088	SQ.M.
C10	1.162	1.103	1	1.282	SQ.M.
C11	1.794	1.023	1	1.835	SQ.M.
C12	0.080	1.023	1	0.082	SQ.M.
C13	1.794	0.080	1	0.144	SQ.M.
C14	1.868	1.500	1	2.802	SQ.M.
TOTAL CARPET AREA				60.000	SQ.M.

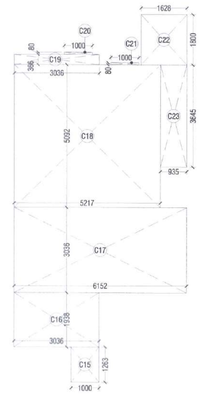

CARPET AREA DIAGRAM
2BHK + UTY UNIT

CARPET AREA (2BHK+UTY UNIT)					
TAG	Length (in mts.)	Width (in mts.)	Nos.	AREA (sqm)	UNIT
C15	1.000	1.263	1	1.263	SQ.M.
C16	3.036	1.938	1	5.884	SQ.M.
C17	6.152	3.036	1	18.677	SQ.M.
C18	5.217	5.092	1	26.565	SQ.M.
C19	3.036	0.366	1	1.111	SQ.M.
C20	1.000	0.080	1	0.080	SQ.M.
C21	1.000	0.080	1	0.080	SQ.M.
C22	1.628	1.800	1	2.930	SQ.M.
C23	0.935	3.645	1	3.408	SQ.M.
TOTAL CARPET AREA				59.999	SQ.M.

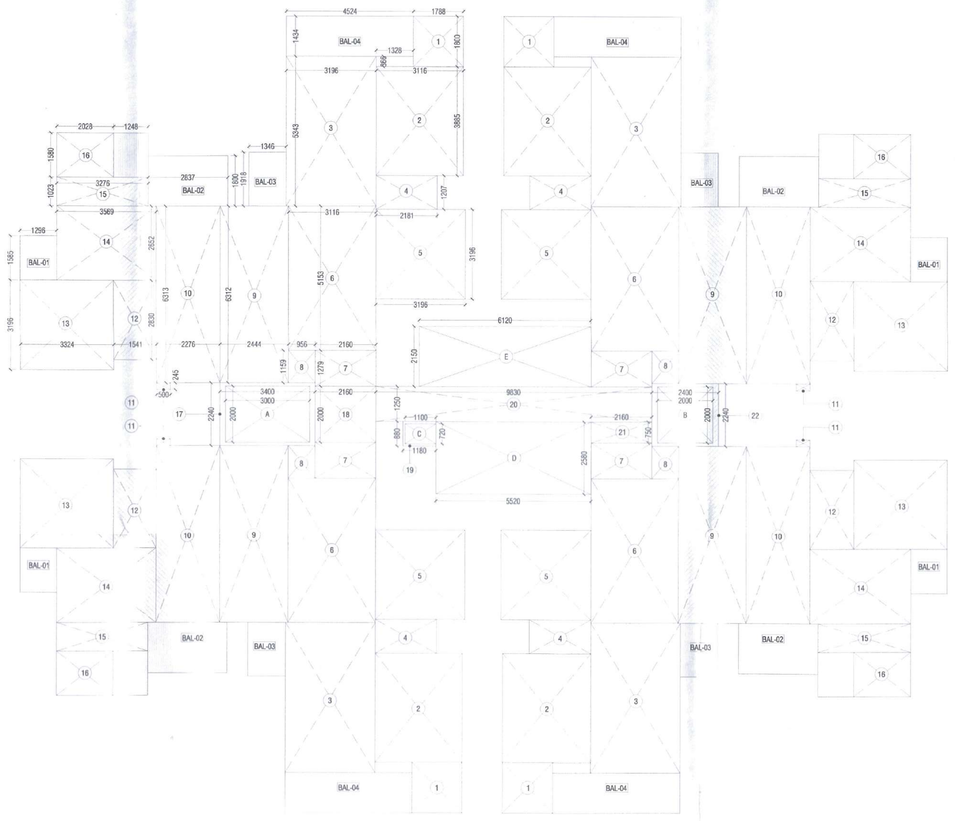

AREA DIAGRAM

FIRE STAIRCASE AREA DIAGRAM

FIRE STAIRCASE AREA					
TAG	Length (in mts.)	Width (in mts.)	Nos.	AREA (sqm)	UNIT
D	5.52	2.58	1	14.242	SQ.M.
TOTAL AREA				14.242	SQ.M.

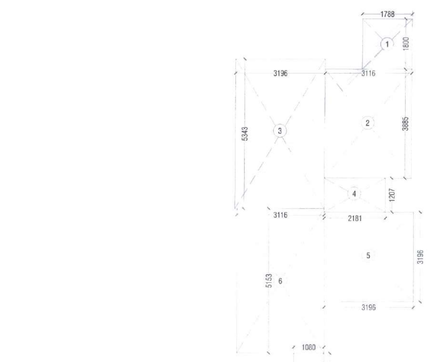

STILT PARKING AREA DIAGRAM

STILT PARKING AREA					
TAG	Length (in mts.)	Width (in mts.)	Nos.	AREA (sqm)	UNIT
1	1.788	1.8	1	3.218	SQ.M.
2	3.116	3.885	1	12.106	SQ.M.
3	3.196	5.343	1	17.076	SQ.M.
4	2.181	1.207	1	2.632	SQ.M.
5	3.196	3.196	1	10.214	SQ.M.
6	3.116	5.153	1	16.057	SQ.M.
7	1.08	1.279	1	1.381	SQ.M.
TOTAL AREA				62.685	SQ.M.
TOTAL STILT PARKING AREA			2	125.370	SQ.M.

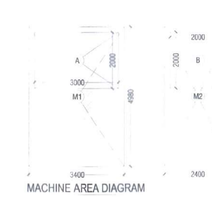

MACHINE AREA DIAGRAM

LIFT MACHINE ROOM AREA CALCULATION					
TAG	Length (in mts.)	Width (in mts.)	Nos.	AREA (sqm)	UNIT
M1	3.4	4.98	1	16.932	SQ.M.
M2	2.4	4.98	1	11.952	SQ.M.
TOTAL AREA				28.884	SQ.M.
LESS AREA					
A	3	2	1	6.000	SQ.M.
B	2	2	1	4.000	SQ.M.
TOTAL AREA				10.000	SQ.M.
TOTAL MACHINE ROOM AREA				18.884	SQ.M.

OHT AREA DIAGRAM

OHT LAYOUT

OHT AREA CALCULATION					
TAG	Length (in mts.)	Width (in mts.)	Nos.	AREA (sqm)	UNIT
W1	6.2	3.6	1	22.320	SQ.M.
W2	5.6	2.38	1	13.328	SQ.M.
TOTAL OHT AREA				35.648	SQ.M.

F.A.R. AREA (GROUND FLOOR)					
TAG	Length (in mts.)	Width (in mts.)	Nos.	AREA (sqm)	UNIT
F.A.R. (TYPICAL FLOOR)				525.854	SQ.M.
ADD AREA					
A	3	2	1	6.000	SQ.M.
B	2	2	1	4.000	SQ.M.
C	1.1	0.72	1	0.792	SQ.M.
D	5.520	2.580	1	14.242	SQ.M.
E	6.12	2.15	1	13.158	SQ.M.
TOTAL AREA				38.192	SQ.M.
LESS AREA					
STILT PARKING AREA	125.370		1	125.370	SQ.M.
TOTAL AREA				125.370	SQ.M.
TOTAL F.A.R. AREA				438.675	SQ.M.

TYPICAL FLOOR F.A.R. AREA DETAIL					
TAG	Length (in mts.)	Width (in mts.)	Nos.	AREA (sqm)	UNIT
1	1.788	1.8	4	12.874	SQ.M.
2	3.116	3.885	4	48.423	SQ.M.
3	3.196	5.343	4	68.305	SQ.M.
4	2.181	1.207	4	10.530	SQ.M.
5	3.196	3.196	4	40.858	SQ.M.
6	3.116	5.153	4	64.227	SQ.M.
7	2.16	1.279	4	11.051	SQ.M.
8	0.956	1.159	4	4.432	SQ.M.
9	2.444	6.312	4	61.706	SQ.M.
10	2.276	6.313	4	57.474	SQ.M.
11	0.5	0.245	4	0.490	SQ.M.
12	1.541	2.83	4	17.444	SQ.M.
13	3.324	3.196	4	42.494	SQ.M.
14	3.569	2.652	4	37.860	SQ.M.
15	3.276	1.023	4	13.405	SQ.M.
16	2.028	1.58	4	12.817	SQ.M.
17	3.4	2.24	1	7.616	SQ.M.
18	2.16	2	1	4.320	SQ.M.
19	1.18	0.88	1	1.038	SQ.M.
20	9.83	1.25	1	12.288	SQ.M.
21	2.16	0.75	1	1.620	SQ.M.
22	2.4	2.24	1	5.376	SQ.M.
TOTAL AREA				536.646	SQ.M.
LESS AREA					
A	3	2	1	6.000	SQ.M.
B	2	2	1	4.000	SQ.M.
C	1.1	0.72	1	0.792	SQ.M.
TOTAL AREA				10.792	SQ.M.
NET TYPICAL FLOOR AREA					
TOTAL AREA				525.854	SQ.M.

GROUND COVERAGE					
TAG	Length (in mts.)	Width (in mts.)	Nos.	AREA (sqm)	UNIT
F.A.R. (GROUND FLOOR)				425.201	SQ.M.
STILT PARKING AREA	125.370		1	125.370	SQ.M.
FIRE STAIRCASE					
D	5.52	2.58	1	14.242	SQ.M.
BALCONY ON GROUND FLOOR				75.501	SQ.M.
TOTAL AREA				640.314	SQ.M.
TOTAL GROUND COVERAGE AREA				640.314	SQ.M.

TOWER-A3 & A7 F.A.R. AREA STATEMENT			
118 NOS. OF DWELLING UNITS			
S.NO.	PROPOSED FLOOR	FAR AREA (sqm)	UNIT
1	PROPOSED GROUND FLOOR	438.675	SQ.M.
2	PROPOSED 1ST FLOOR	525.854	SQ.M.
3	PROPOSED 2ND FLOOR	525.854	SQ.M.
4	PROPOSED 3RD FLOOR	525.854	SQ.M.
5	PROPOSED 4TH FLOOR	525.854	SQ.M.
6	PROPOSED 5TH FLOOR	525.854	SQ.M.
7	PROPOSED 6TH FLOOR	525.854	SQ.M.
8	PROPOSED 7TH FLOOR	525.854	SQ.M.
9	PROPOSED 8TH FLOOR	525.854	SQ.M.
10	PROPOSED 9TH FLOOR	525.854	SQ.M.
11	PROPOSED 10TH FLOOR	525.854	SQ.M.
12	PROPOSED 11TH FLOOR	525.854	SQ.M.
13	PROPOSED 12TH FLOOR	525.854	SQ.M.
14	PROPOSED 13TH FLOOR	525.854	SQ.M.
15	PROPOSED 14TH FLOOR	525.854	SQ.M.
TOTAL FLOOR AREA		7800.635	SQ.M.

TOWER-A3,& A7 BUILT UP AREA STATEMENT			
118 NOS. OF DWELLING UNITS			
S.NO.	PROPOSED FLOOR	AREA (sqm)	UNIT
1	PROPOSED GROUND FLOOR	653.038	SQ.M.
2	PROPOSED 1ST FLOOR	643.038	SQ.M.
3	PROPOSED 2ND FLOOR	643.038	SQ.M.
4	PROPOSED 3RD FLOOR	643.038	SQ.M.
5	PROPOSED 4TH FLOOR	643.038	SQ.M.
6	PROPOSED 5TH FLOOR	643.038	SQ.M.
7	PROPOSED 6TH FLOOR	643.038	SQ.M.
8	PROPOSED 7TH FLOOR	643.038	SQ.M.
9	PROPOSED 8TH FLOOR	643.038	SQ.M.
10	PROPOSED 9TH FLOOR	643.038	SQ.M.
11	PROPOSED 10TH FLOOR	643.038	SQ.M.
12	PROPOSED 11TH FLOOR	643.038	SQ.M.
13	PROPOSED 12TH FLOOR	643.038	SQ.M.
14	PROPOSED 13TH FLOOR	643.038	SQ.M.
15	PROPOSED 14TH FLOOR	643.038	SQ.M.
16	MACHINE ROOM & OHT	54.532	SQ.M.
TOTAL FLOOR AREA		9710.105	SQ.M.

PLATFORM/BALCONY AREA CALCULATION					
TAG	Length (in mts.)	Width (in mts.)	Nos.	AREA (sqm)	UNIT
BAL-01	1.296	1.585	4	8.217	SQ.M.
BAL-02	1.248	1.580	4	7.887	SQ.M.
	2.837	1.800	4	20.426	SQ.M.
BAL-03	1.346	1.918	4	10.327	SQ.M.
BAL-04	4.524	1.434	4	25.950	SQ.M.
	1.328	0.366	4	1.944	SQ.M.
TOTAL AREA				74.751	SQ.M.

OPENING SCHEDULE				
TYPE	SIZE	CILL	LINTEL	DESCRIPTION
FD1	1000X2400	.	2400	ENTRANCE 1HR FIRE RATED WOODEN DOOR
MD	1000X2100	.	2100	MACHINE ROOM 2-HRS FIRE RATED METAL DOOR
TD1	600X2000	100	2100	LV SHAFT
TD2	900X2000	100	2100	FHC
TD3	1600X2000	100	2100	EL SHAFT 2-HRS FIRE RATED METAL DOOR
D1	750X2100	.	2100	TOILET
D2	900X2100	.	2100	BEDROOM
D3	750X2400	.	2400	BALCONY
SD1	1050X2400	.	2400	BALCONY
SD2	1195X2400	.	2400	BALCONY
SD3	1325X2400	.	2400	BALCONY
SD4	1625X2400	.	2400	BALCONY
DW1	1500X2400	.	2400	BALCONY
W1	500X1000	1100	2100	TOILET (EXHAUST FAN)
W2	500X1300	1100	2400	BEDROOM / UTILITY
W3	450X1300	1100	2400	KITCHEN (EXHAUST FAN)
W4	750X1300	1100	2400	LOBBY
W5	850X1300	1100	2400	UTILITY
W6	790X1300	1100	2400	KITCHEN (EXHAUST FAN)
W7	970X1300	1100	2400	LOBBY
OP1	900X2100	.	2100	KITCHEN

PLUMBING NOTES:-

1. WASH BASIN TO FLOOR TRAP (FT) 40 OD uPVC PIPE.
2. KITCHEN SINK TO FLOOR TRAP (FT) 50 OD uPVC PIPE.
3. FLOOR DRAIN (FD) TO FLOOR TRAP (FT) 63 OD uPVC WASTE PIPE.
4. 110 OD uPVC PIPE USED FOR SOIL & WASTE.
5. 110 OD uPVC PIPE USED FOR TERRACE RAIN WATER
6. 90 OD uPVC PIPE USED FOR BALCONY.

SCHEDULE OF PLUMBING LEGEND :

SYMBOL	DESCRIPTION
1	110 OD uPVC SOIL & VENT PIPE
2	110 OD uPVC WASTE & VENT PIPE
2a	90 OD uPVC WASTE & VENT PIPE FOR UTILITY BALCONY
3	75 OD uPVC ANTI SYPHONAGE PIPE
4	110 OD uPVC TERRACE RAIN WATER PIPE
5	90 OD uPVC BALCONY RAIN WATER PIPE
6	DOMESTIC WATER SUPPLY D/N TAKE PIPE *
7	FLUSHING WATER SUPPLY D/N TAKE PIPE *
8	DOMESTIC WATER SUPPLY RISER *
9	FLUSHING WATER SUPPLY RISER *
FT	uPVC FLOOR TRAP WITH 50 MM WATER SEAL (110 x 110) MM
FD	uPVC FLOOR DRAIN (110 x 63) MM
BD	uPVC BALCONY DRAIN (110 x 63) MM

NOTE : 150 x 150 MM CUTOUT HAS BEEN PROPOSED AT FLOOR LEVEL FOR OUTLET PIPE FROM WC & FLOOR TRAP (FT)

FIRE LEGEND :-

A ..... 150Ø M.S. WET RISER PIPE

FHC

IMPORTANT NOTES:-

(250 x 250)mm CUT OUT IN HOSE REEL.

1.) 150Ø M.S. WET RISER PIPE

Key Plan

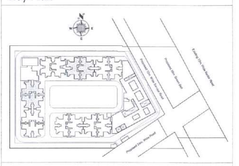

DOT (HQ)
Member
BPAC

Architects Signature

Owner's Signature

Clients

M/S PRIME INFRADEVELOPERS PRIVATE LIMITED

Architects

Arcop Associates Pvt. Ltd.

Job Title

"Proposed Building Plan of Affordable Group Housing Colony on land measuring 6.4685 Acres (License no. 38 of 2020 dated 25-11-20) in Sector 99A, Gurugram Haryana being developed by Prime Infradevelopers Private Limited.

Drawing Title

TOWER A3,A7
PLANS & AREA STATEMENT

Job No.		Drawing No.
2020/--		A-14
Drawn	Checked	
SN	LA	Revisions
Date	Scale	
28.11.2020	1:100	Sheet size: A0 (1189X841)